

## ALPHABETICAL INDEX

	<i>Page</i>		<i>Page</i>		<i>Page</i>
<b>A</b>					
Absorber—front .. .. .	K.4, K.8	Bump rubber—rear spring .. .. .	H.10	Cover—gearbox front .. .. .	F.1
Absorber—rear .. .. .	L.1	Bumpers and fittings .. .. .	R.20	Cover—hub .. .. .	P.1
Accelerator cable .. .. .	A.19	Bush—bottom wishbone .. .. .	K.4	Cover—rocker .. .. .	A.6, A.27
Accelerator controls .. .. .	A.18	Bush—handbrake .. .. .	M.7	Cover—spare wheel .. .. .	R.35
Accelerator pedal .. .. .	A.18	Bush—rear engine mounting .. .. .	A.16	Cover—steering wheel .. .. .	J.3
Adaptor—master cylinder .. .. .	M.8	Bush—rocker .. .. .	A.5, A.26	Cover—tonneau .. .. .	R.38
Adaptor—oil filter .. .. .	A.9, A.27	Bush—rubber—rear spring .. .. .	H.10	Crankshaft .. .. .	A.3, A.24
Adjustable steering column .. .. .	J.4	<b>C</b>			
Adjuster nut—brake cable .. .. .	M.7	Cable—choke .. .. .	A.20	Cross-shaft—accelerator .. .. .	A.18
Adjuster—rear brakes .. .. .	H.4	Cable—handbrake .. .. .	M.7	Crown wheel and pinion .. .. .	H.2, H.6
Air cleaner .. .. .	D.7	Cable—harness .. .. .	N.14, N.15	Cup—piston—master cylinder .. .. .	M.3
Anti-roll bar assembly .. .. .	K.5	Cable—revolution counter .. .. .	O.1	Cushion—seat .. .. .	R.22, R.25
Arm and blade—wiper .. .. .	N.13	Cable—speedometer .. .. .	O.1	Cylinder—wheel .. .. .	H.4, H.8, K.7
Ash tray .. .. .	R.43	Cable—starter .. .. .	A.20	Cylinder head .. .. .	A.5, A.26
Axle—rear .. .. .	H.1, H.5	Camshaft .. .. .	A.3, A.24	Cylinder front and side covers .. .. .	A.7, A.28
<b>B</b>					
Backlight—coupé .. .. .	R.12	Canopy assembly—hood .. .. .	R.37		
Badge bar .. .. .	R.43	Cap—radiator .. .. .	C.1	<b>D</b>	
Badge—radiator grille .. .. .	C.1	Carburetter .. .. .	D.4—D.6	Demister fittings .. .. .	R.43
Battery fixings .. .. .	N.1	Carpets .. .. .	R.33, R.36	Dipper rod—engine .. .. .	A.9, A.30
Bearing—clutch .. .. .	E.1	Carrier and differential .. .. .	H.1, H.5	Dipper switch .. .. .	N.3
Bearing—connecting rod .. .. .	A.3, A.24	Carrier—luggage .. .. .	R.44	Dipstick—gearbox .. .. .	F.4
Bearing—differential .. .. .	H.1, H.5	Catch and control—bonnet .. .. .	R.18	Distributor .. .. .	B.1
Bearing—front hub .. .. .	K.2	Chain—camshaft timing .. .. .	A.4, A.25	Door assembly .. .. .	R.2, R.6
Bearing—main—crankshaft .. .. .	A.3, A.24	Chain tensioner .. .. .	A.4, A.25	Door fittings .. .. .	R.14
Bearing—pinion tail—steering rack .. .. .	J.1	Change speed lever .. .. .	F.4	Door sealing rubber .. .. .	R.32, R.35
Bearing—rear hub .. .. .	H.3, H.7	Chassis frame .. .. .	Q.1	Draught excluder—gear lever .. .. .	F.5
Belt—fan .. .. .	A.11, A.33	Check rubber—front suspension .. .. .	K.4, K.8	Dripway—door opening .. .. .	R.6
Bezel—radio aperture .. .. .	R.41	Choke control .. .. .	A.20	Drum—brake rear .. .. .	H.4
Blind—radiator .. .. .	R.44	Cigar lighter .. .. .	R.43	Dynamo .. .. .	N.1
Body shell—tourer .. .. .	R.1	Clamp—accelerator cable .. .. .	A.19	<b>E</b>	
Body shell—coupé .. .. .	R.5	Clamp—battery .. .. .	N.1	Element—oil filter .. .. .	A.9, A.30
Bolt—clutch lever .. .. .	F.4	Cleaner—air .. .. .	D.7	Engine—1600 c.c. (16GA) .. .. .	A.1—A.14
Bonnet—lid .. .. .	R.1, R.5	Clip—air intake hose .. .. .	D.5	Engine—1622 c.c. (16GC) .. .. .	A.21, A.34
Boot lid .. .. .	R.1, R.5	Clip—brake pipes .. .. .	M.5	Engine service kits .. .. .	A.14, A.34
Boot—socket assembly—steering .. .. .	J.2	Clip—oil gauge pipe .. .. .	O.2	Excluder—pedals fume .. .. .	M.1, M.2
Bootee—starter switch .. .. .	N.3	Clip—petrol pipe .. .. .	D.3	Exhaust system .. .. .	A.17
Bracket—accelerator return spring .. .. .	A.19	Clip—rack—steering .. .. .	J.1	Extension—gearbox .. .. .	F.1
Bracket—bumper support .. .. .	Q.1	Clip—thermometer pipe .. .. .	O.2	<b>F</b>	
Bracket—horn push .. .. .	R.42	Clutch assembly .. .. .	E.1	Fascia panel .. .. .	R.41
Bracket—rear shock absorber .. .. .	H.10	Coil—ignition .. .. .	B.2	Fan—dynamo .. .. .	A.11, A.32
Bracket—steering column .. .. .	J.3	Cold air ventilation kit .. .. .	R.46	Fan blade assembly .. .. .	A.13, A.33
Brake—front .. .. .	K.3, K.7	Column steering .. .. .	J.2, J.4	Filler cap—radiator .. .. .	C.1
Brake—rear .. .. .	H.4, H.8	Connecting rods .. .. .	A.3, A.24	Filter—oil .. .. .	A.9, A.30
Brake pedal .. .. .	M.1, M.2	Control box .. .. .	N.4	Finishers—door pillars .. .. .	R.32
Buffer—bonnet lid .. .. .	R.18	Cooling system .. .. .	C.1	Flasher unit .. .. .	N.12
<b>C</b>					
<b>C</b>					
<b>C</b>					



	<i>Page</i>
Plinth—tail lamp .. .. .	N.10
Plug—brake—drum .. .. .	H.4
Plug—oil drain—engine .. .. .	A.9, A.37
Plug—rear axle oil .. .. .	H.1, H.5
Plug—sparking .. .. .	A.6, A.47
Power unit .. .. .	A.1, A.41
Propeller shaft .. .. .	G.1
Pulley—crankshaft .. .. .	A.4, A.25
Pulley—dynamo .. .. .	A.11, A.31
Pulley—water pump .. .. .	A. 11, A.31
Pump—fuel .. .. .	D.1
Pump—oil .. .. .	A.8, A.30
Push-rod .. .. .	A.4, A.25

**R**

Rack and pinion—steering .. .. .	J.1
Radiator .. .. .	C.1
Radiator blind .. .. .	R.43
Rear ramp .. .. .	R.9
Rear spring .. .. .	H.10
Rebound strap .. .. .	H.10
Relay unit—foglamp .. .. .	N.9
Remote control—gearbox .. .. .	F.4
Remote control shaft—gearbox .. .. .	F.5
Reservoir—oil .. .. .	A.9, A.20
Reverse fork .. .. .	F.2
Reverse gear .. .. .	F.3
Revolution counter .. .. .	O.1
Ring—piston .. .. .	A.1, A.23
Ring—starter .. .. .	A.4, A.25
Rocker cover .. .. .	A.6, A.27
Rocker—shaft .. .. .	A.5, A.26
Rod—bonnet lid support .. .. .	R.18
Roof assembly—coupé .. .. .	R.6

**S**

Seal—steering column .. .. .	J.3
Seal—steering rack .. .. .	J.1
Seal—swivel pin .. .. .	K.1, K.6
Seat and seat fittings .. .. .	R.22—R.28
Shackle plate .. .. .	H.10
Shaft—propeller .. .. .	G.1
Shaft—rear axle .. .. .	H.2, H.7

	<i>Page</i>
Shock absorber—front .. .. .	K.4, K.8
Shock absorber—rear .. .. .	L.1
Shoe—brake .. .. .	H.4
Sidescreen .. .. .	R.17
Sidescreens—sliding .. .. .	R.40
Silencer—exhaust .. .. .	A.17
Spanners .. .. .	S.1
Spare wheel cover .. .. .	R.31, R.35
Sparking plugs .. .. .	A.6, A.27
Speedometer .. .. .	O.1
Spring—change speed lever .. .. .	F.4
Spring—coil—front suspension .. .. .	K.4, K.8
Spring—handbrake cable .. .. .	M.7
Spring pan assembly .. .. .	K.4, K.8
Spring—piston return—master cylinder .. .. .	M.3
Spring—rear .. .. .	H.10
Spring—valve .. .. .	A.5, A.26
Starter .. .. .	N.2
Starter control .. .. .	A.20
Starting handle .. .. .	S.1
Steering column .. .. .	J.2
Steering column—adjustable .. .. .	J.4
Steering .. .. .	J.1
Steering knuckle .. .. .	K.1, K.6
Steering lever .. .. .	K.1, K.6
Steering wheel .. .. .	J.3
Stowage—sidescreen .. .. .	R.31
Strap—fuel tank .. .. .	D.3
Strap—rebound .. .. .	H.10
Stud—manifold .. .. .	A.15
Sundries .. .. .	R.43
Switch—dipper .. .. .	N.3
Switch—flasher .. .. .	N.3
Switch—ignition .. .. .	N.3
Switch—lights .. .. .	N.3
Switch—map lamp .. .. .	N.3
Switch—panel light .. .. .	N.3
Switch—starter .. .. .	N.3
Swivel pin .. .. .	K.1, K.6

**T**

Tachometer drive .. .. .	A.7, A.28
Tank unit attachment .. .. .	D.3
Tank—fuel .. .. .	D.3
Tap—radiator drain .. .. .	C.1
Tap—water drain .. .. .	A.2, A.21

	<i>Page</i>
Tappets .. .. .	A.4, A.24
Thermostat .. .. .	A.6, A.27
Tie-rod—steering .. .. .	J.1
Tonneau assembly .. .. .	R.1, R.5
Tonneau cover .. .. .	R.38
Tools .. .. .	S.1
Tower—remote control—gearbox .. .. .	F.4
Trimming .. .. .	R.28—R.36
Tunnel—propeller shaft .. .. .	R.9

**U**

'U' clip—rear spring .. .. .	H.10
Universal joint—steering column .. .. .	J.2

**V**

Vacuum control pipe .. .. .	B.3
Valve—cylinder head .. .. .	A.5, A.26
Ventilation—cold air kit .. .. .	R.46
Ventilator grille—air duct .. .. .	R.43
Ventilator assembly—window .. .. .	R.16
Visor—sun .. .. .	R.43

**W**

Washer—windscreen .. .. .	R.13
Water outlet elbow .. .. .	A.6, A.27
Water pump .. .. .	A.10, A.31
Wheel brace .. .. .	S.1
Wheel—road .. .. .	P.1
Wheel—steering .. .. .	J.3
Wheel—wire .. .. .	P.1
Windscreen wiper details .. .. .	N.13
Wing mirror .. .. .	R.43
Wings .. .. .	R.3, R.7
Wishbone assembly .. .. .	K.4, K.8
Wishbone pivot .. .. .	K.4, K.8

**Y**

Yoke—manifold .. .. .	A.15
Yoke—sleeve assembly—propeller shaft .. .. .	G.1

PART NUMBER INDEX

The following is a complete index of parts in this list, giving the page reference to each part number

Part Number	Page	Amdt. Number	Part Number	Page	Amdt. Number	Part Number	Page	Amdt. Number	Part Number	Page	Amdt. Number
1A1540	A.4		2A0013	N.10		AAA1823	K.4		AAA4120	M.1	
1A1540	A.25		2A9040	N.10		AAA1823	K.8		AAA4120	M.2	
1A1904	F.3					AAA1824	K.4		AAA4130	M.1	
1A2028	A.4		12A24	A.7		AAA1824	K.8		AAA4130	M.2	
1A2028	A.25		12A24	A.28		AAA1326	K.4		AAA4133	M.1	
1A2130	A.5		12A20	A.6		AAA1326	K.8		AAA4258	S.1	
1A2130	A.26		12A20	A.27		AAA1320	K.4		AAA4508	R.18	
1A2140	A.6		12A402	A.6		AAA1329	K.8		AAA4657	R.45	
1A2150	A.6		12A402	A.27		AAA1330	K.4		AAA4714	H.4	
1A2150	A.27		12A526	A.11		AAA1330	K.8		AAA4756	M.3	
1A2200	A.8		12A526	A.32		AAA1333	J.1		AAA4757	M.3	
1A2200	A.20					AAA1334	J.1		AAA4758	M.3	
1A3717	F.1		14A336	R.1		AAA1335	J.1		AAA5023	K.4	
1A4742	K.6		14A336	R.5		AAA1336	J.1		AAA5023	K.8	
			14A1468	F.5		AAA1390	K.4		AAA5024	K.4	
			14A3823	R.43		AAA1390	K.8		AAA5024	K.9	
2A128	A.11		14A5754	R.46		AAA1477	D.2		AAA5053	R.10	
2A128	A.31		14A6536	R.36		AAA1514	R.10		AAA5115	R.14	
2A130	A.11		14A6537	R.37		AAA1514	R.18		AAA5130	R.36	
2A130	A.31		14A6537	R.38		AAA1524	R.10		AAA5154	R.32	
2A150	A.6		14A6538	R.37		AAA1628	E.2		AAA5166	R.37	
2A150	A.26		14A6538	R.38		AAA1628	E.3		AAA5166	R.30	
2A258	A.5		14A6580	R.17		AAA1628	M.1		AAA5166	R.40	
2A258	A.26		14A8196	R.43		AAA1628	M.2		AAA5981	B.3	
2A250	A.5		14A8225	R.43		AAA1645	R.21				
2A250	A.26		14A8226	R.43		AAA1650	J.4				
2A320	A.27					AAA1651	J.4		ACA4010	K.1	
2A450	B.3		21A62	M.5		AAA1670	J.1		ACA4010	K.6	
2A497	A.12					AAA1682	J.1		ACA5000	H.10	
2A497	A.31		22A75	F.2		AAA1876	R.18		ACA5127	D.8	
2A758	A.11		22A75	F.4		AAA1881	R.10		ACA5216	S.1	
2A758	A.31					AAA1881	R.18		ACA5217	S.1	
2A750	A.3		AAA17	D.2		AAA1882	R.10		ACA5218	S.1	
2A750	A.24		AAA192	J.4		AAA1882	R.18		ACA5221	P.1	
2A770	A.7		AAA193	J.4		AAA2088	N.12		ACA5244	J.1	
2A778	A.11		AAA260	D.2		AAA2107	N.12		ACA5245	J.1	
2A778	A.31		AAA301	D.3		AAA2170	R.19		ACA5246	J.1	
2A847	A.11		AAA463	N.11		AAA2308	R.10		ACA5247	J.1	
2A847	A.31		AAA515	M.7		AAA2308	R.18		ACA5248	J.1	
2A930	A.28		AAA563	M.7		AAA3151	C.1		ACA5249	J.1	
2A3141	F.2		AAA627	O.2		AAA3447	S.1		ACA5283	J.1	
2A3254	F.2		AAA628	O.2		AAA3496	R.43		ACA5284	J.1	
2A3255	F.2		AAA648	O.2		AAA3079	R.8		ACA5285	J.1	
2A3256	F.2		AAA640	A.10		AAA3763	R.42		ACA5286	J.1	
2A7213	H.2		AAA743	R.36		AAA3888	H.10		ACA5289	A.19	
2A7213	H.6		AAA788	R.18		AAA4089	G.1		ACA5290	D.7	
2A7226	H.1		AAA1322	K.4		AAA4120	E.2		ACA5300	R.9	
2A7226	H.5		AAA1322	K.8		AAA4120	E.3		ACA5301	J.1	

## PART NUMBER INDEX—continued

Part Number	Page	Amdt. Number	Part Number	Page	Amdt. Number	Part Number	Page	Amdt. Number	Part Number	Page	Amdt. Number
ACA5802	J.1		ACH5490	S.1		ADH5481	R.17		AFH1503	R.1	
ACA5804	J.1		ACH5701	N.8		ADH5482	R.15		AFH1503	R.5	
ACA5808	P.1		ACH5703	H.4					AFH1514	R.10	
ACA5821	A.18		ACH5704	H.4		AEC339	A.4		AFH1514	R.18	
ACA5874	R.9		ACH5780	D.3		AEC339	A.25		AFH1515	R.10	
ACA6031	J.1		ACH5781	D.3		AEC340	A.4		AFH1515	R.18	
ACA9878	M.5		ACH5835	R.19		AEC340	A.25		AFH1516	R.10	
			ACH5850	D.3		AEC388	E.3		AFH1519	R.10	
ACB5255	K.4		ACH5895	S.1					AFH1520	R.1	
ACB5255	K.8		ACH6001	J.3		AEG129	A.13		AFH1521	R.1	
ACB8474	N.3		ACH6170	J.2		AEG129	A.33		AFH1524	R.1	
ACB8474	N.3		ACH6173	J.2		AEG3001	F.4		AFH1524	R.5	
ACB8474	O.1		ACH8304	P.1		AEG3101	F.4		AFH1527	R.1	
ACB8701	M.5		ACH8508	M.7		AEG3105	F.4		AFH1527	R.5	
ACB8715	M.7		ACH8529	O.1		AEG3106	F.4		AFH1577	R.1	
ACB9425	J.4		ACH8650	M.5		AEG3108	F.1		AFH1577	R.5	
ACB9428	J.4		ACH8650	M.6		AEG3112	F.4		AFH1578	R.10	
ACB9427	J.4		ACH8979	N.15		AEG3113	F.4		AFH1579	R.1	
			ACH8977	D.3		AEG3114	F.5		AFH1585	R.1	
ACC5509	E.2		ACH9287	R.19		AEG3115	F.5		AFH1620	R.1	
ACC6042	J.4					AEG3116	F.5		AFH1621	R.1	
ACC8956	M.7		ADA458	R.18		AEG3117	F.4		AFH1624	R.2	
			ADA461	R.18		AEG3118	F.4		AFH1625	R.2	
ACF4000	K.2		ADA463	R.18		AEG3120	F.4		AFH1626	R.2	
ACF4001	K.2		ADA464	R.18		AEG3122	F.4		AFH1627	R.2	
ACF4001	K.6		ADA466	R.18		AEG3123	F.5		AFH1654	R.18	
ACF4002	K.2		ADA833	R.41		AEG3124	F.5		AFH1655	R.18	
ACF4003	K.2		ADA2463	R.18					AFH1656	R.1	
ACF4004	K.2					AEH194	A.15		AFH1656	R.6	
ACF5117	M.5		ADB509	R.41		AEH195	A.15		AFH1657	R.1	
			ADB709	R.15		AEH281	A.15		AFH1657	R.6	
ACG4030	K.1		ADB709	R.17		AEH550	P.7		AFH1658	R.1	
ACG4030	K.6		ADB826	N.13		AEH550	M.6		AFH1658	R.6	
ACG5001	H.10		ADB4811	R.33		AEH656	A.13		AFH1659	R.1	
ACG5002	H.10		ADB4811	R.36		AEH660	A.15		AFH1659	R.6	
ACG5147	D.2		ADB4825	R.11		AEH3242	F.2		AFH1663	R.1	
ACG5179	N.9								AFH1663	R.5	
ACG5180	N.9		ADC560	N.13		AEK118	A.5		AFH1666	R.2	
ACG5184	D.7		ADC2781	R.18		AEK113	A.26		AFH1667	R.2	
ACG5247	S.1					AEK122	C.1		AFH1675	R.18	
ACG6005	K.1		ADE539	R.36		AEK123	C.1		AFH1682	R.14	
ACG6005	K.6		ADE539	R.33					AFH1683	R.14	
ACG8000	P.1		ADG474	R.19		AFB776	R.35		AFH1684	R.14	
			ADG1517	N.12					AFH1685	R.14	
ACH5031	C.1					AFH898	R.2		AFH1687	R.12	
ACH5032	C.1		ADH456	R.18		AFH899	R.2		AFH1692	R.3	
ACH5101	M.7		ADH735	N.9		AFH900	R.1		AFH1692	R.7	
ACH5104	M.7		ADH2475	R.11		AFH900	R.5		AFH1693	R.3	
ACH5112	A.19		ADH2476	R.11		AFH1464	R.2		AFH1693	R.8	
ACH5236	S.1		ADH2611	N.15		AFH1464	R.6		AFH1700	R.3	
ACH5244	S.1		ADH3809	R.43		AFH1502	R.1		AFH1700	R.7	
ACH5245	S.1		ADH4869	R.18		AFH1502	R.5		AFH1701	R.7	

## PART NUMBER INDEX—continued

Part Number	Page	Amdt. Number	Part Number	Page	Amdt. Number	Part Number	Page	Amdt. Number	Part Number	Page	Amdt. Number
AFH1702	R.2		AFH1890	R.1		AFH2615	R.23		AFH3867	R.5	
AFH1702	R.7		AFH1896	R.4		AFH2622	R.10		AFH3870	R.5	
AFH1703	R.2		AFH1899	R.2		AFH2624	R.1		AFH3880	R.5	
AFH1703	R.7		AFH1900	R.31		AFH2624	R.6		AFH3881	R.5	
AFH1704	R.3		AFH1900	R.35		AFH2625	R.1		AFH3882	R.6	
AFH1704	R.8		AFH2451	R.32		AFH2625	R.6		AFH3883	R.4	
AFH1705	R.3		AFH2455	R.32		AFH2627	R.2		AFH3884	R.6	
AFH1705	R.8		AFH2456	R.22		AFH2627	R.3		AFH3885	R.6	
AFH1710	R.3		AFH2457	R.23		AFH2627	R.7		AFH3893	R.15	
AFH1711	R.3		AFH2458	R.22		AFH2630	R.12		AFH3894	R.14	
AFH1711	R.7		AFH2459	R.23		AFH2631	R.12		AFH3895	R.14	
AFH1712	R.41		AFH2466	R.33		AFH2635	R.37		AFH3896	R.14	
AFH1713	R.41		AFH2467	R.33		AFH2639	R.37		AFH3897	R.14	
AFH1718	R.12		AFH2474	R.33		AFH2722	R.35		AFH3898	R.17	
AFH1719	R.12		AFH2546	R.2		AFH2723	R.35		AFH3899	R.17	
AFH1720	R.12		AFH2546	R.3		AFH2809	R.12		AFH3900	R.17	
AFH1721	R.12		AFH2546	R.5		AFH2819	R.30		AFH4453	R.16	
AFH1722	R.12		AFH2546	R.8		AFH2820	R.31		AFH4454	R.17	
AFH1723	R.12		AFH2547	R.12		AFH2821	R.31		AFH4455	R.16	
AFH1724	R.12		AFH2560	R.22		AFH2868	R.12		AFH4456	R.17	
AFH1726	R.12		AFH2561	R.30		AFH3740	R.29		AFH4458	R.17	
AFH1731	R.31		AFH2562	R.30		AFH3741	R.29		AFH4459	R.17	
AFH1739	R.17		AFH2563	R.30		AFH3742	R.29		AFH4465	R.6	
AFH1741	R.37		AFH2564	R.30		AFH3743	R.29		AFH4466	R.6	
AFH1744	R.32		AFH2565	R.30		AFH3744	R.30		AFH4467	R.6	
AFH1747	R.10		AFH2567	R.31		AFH3745	R.30		AFH4480	R.7	
AFH1748	R.43		AFH2567	R.34		AFH3752	R.2		AFH4481	R.7	
AFH1749	R.43		AFH2568	R.31		AFH3752	R.6		AFH4482	R.6	
AFH1753	R.10		AFH2569	R.31		AFH3753	R.2		AFH4483	R.6	
AFH1754	R.1		AFH2570	R.31		AFH3753	R.6		AFH4485	R.36	
AFH1755	R.18		AFH2571	R.31		AFH3778	R.12		AFH4486	R.35	
AFH1756	R.10		AFH2572	R.31		AFH3780	R.6		AFH4487	R.35	
AFH1757	R.10		AFH2574	R.32		AFH3781	R.6		AFH4488	R.41	
AFH1758	R.10		AFH2575	R.32		AFH3786	R.6		AFH4489	R.41	
AFH1759	R.10		AFH2576	R.32		AFH3787	R.6		AFH4512	R.35	
AFH1767	R.1		AFH2577	R.32		AFH3792	R.14		AFH4513	R.15	
AFH1767	R.5		AFH2579	R.32		AFH3796	R.15		AFH4520	R.41	
AFH1768	R.3		AFH2587	R.1		AFH3802	R.16		AFH4502	R.35	
AFH1769	R.3		AFH2587	R.2		AFH3803	R.16		AFH4505	R.35	
AFH1787	R.12		AFH2587	R.3		AFH3830	R.12		AFH4508	R.17	
AFH1789	R.10		AFH2587	R.5		AFH3831	R.12		AFH4509	R.17	
AFH1794	R.1		AFH2587	R.7		AFH3832	R.12		AFH4614	R.36	
AFH1794	R.5		AFH2587	R.10		AFH3833	R.12		AFH4631	R.36	
AFH1831	R.36		AFH2587	R.18		AFH3834	R.12		AFH4632	R.25	
AFH1831	R.33		AFH2587	R.41		AFH3835	R.12		AFH4633	R.25	
AFH1834	R.33		AFH2587	R.43		AFH3836	R.12		AFH4634	R.25	
AFH1834	R.36		AFH2609	R.33		AFH3837	R.12		AFH4635	R.25	
AFH1846	R.31		AFH2610	R.22		AFH3838	R.12		AFH4636	R.25	
AFH1860	R.33		AFH2611	R.23		AFH3839	R.12		AFH4637	R.25	
AFH1870	R.1		AFH2612	R.22		AFH3840	R.2		AFH4638	R.25	
AFH1871	R.1		AFH2613	R.23		AFH3840	R.7		AFH4639	R.25	
AFH1874	R.1		AFH2614	R.22		AFH3866	R.5		AFH4640	R.25	

## PART NUMBER INDEX—continued

Part Number	Page	Amdt. Number	Part Number	Page	Amdt. Number	Part Number	Page	Amdt. Number	Part Number	Page	Amdt. Number
AFH4641	R.25		AFH4866	R.16		AFH5552	R.33		AFH5757	R.36	
AFH4642	R.35		AFH4867	R.16		AFH5553	R.35		AFH5763	R.36	
AFH4643	R.35		AFH4868	R.16		AFH5566	R.34		AFH5764	R.36	
AFH4644	R.35		AFH4869	R.16		AFH5567	R.34		AFH5765	R.36	
AFH4645	R.35		AFH4870	R.16		AFH5572	R.34		AFH5785	R.36	
AFH4648	R.43		AFH4871	R.16		AFH5573	R.34		AFH5804	R.22	
AFH4649	R.35		AFH4872	R.16		AFH5574	R.34		AFH5804	R.24	
AFH4652	R.35		AFH4873	R.16		AFH5575	R.34		AFH5805	R.23	
AFH4653	R.35		AFH4874	R.16		AFH5594	R.34		AFH5805	R.25	
AFH4654	R.35		AFH4875	R.16		AFH5595	R.34		AFH5822	R.41	
AFH4655	R.35		AFH4876	R.16		AFH5608	R.31		AFH5823	R.41	
AFH4657	R.35		AFH4877	R.16		AFH5608	R.34		AFH5827	R.2	
AFH4658	R.41		AFH4878	R.16		AFH5628	R.41		AFH5827	R.6	
AFH4659	R.41		AFH4879	R.1		AFH5629	R.41		AFH5832	R.2	
AFH4661	R.36		AFH4879	R.5		AFH5666	R.27		AFH5832	R.6	
AFH4748	R.6		AFH4881	R.1		AFH5667	R.28		AFH5852	R.22	
AFH4771	R.33		AFH4881	R.4		AFH5672	R.27		AFH5853	R.23	
AFH4771	R.36		AFH4894	R.1		AFH5673	R.28		AFH5858	R.22	
AFH4774	R.33		AFH4895	R.1		AFH5674	R.27		AFH5859	R.23	
AFH4774	R.36		AFH4896	R.5		AFH5675	R.27		AFH5864	R.22	
AFH4782	R.3		AFH4897	R.45		AFH5680	R.27		AFH5865	R.23	
AFH4782	R.8		AFH5453	R.6		AFH5681	R.28		AFH5870	R.22	
AFH4783	R.3		AFH5453	R.43		AFH5686	R.27		AFH5871	R.23	
AFH4783	R.8		AFH5454	R.31		AFH5687	R.28		AFH5876	R.22	
AFH4784	R.3		AFH5457	R.12		AFH5688	R.27		AFH5877	R.23	
AFH4784	R.8		AFH5458	R.12		AFH5689	R.28		AFH5882	R.22	
AFH4785	R.3		AFH5476	R.41		AFH5694	R.27		AFH5883	R.28	
AFH4785	R.8		AFH5477	R.41		AFH5695	R.28		AFH5888	R.22	
AFH4806	R.6		AFH5478	R.27		AFH5700	R.27		AFH5889	R.23	
AFH4807	R.6		AFH5479	R.28		AFH5701	R.28		AFH5894	R.22	
AFH4819	R.35		AFH5484	R.1		AFH5702	R.27		AFH5895	R.23	
AFH4822	R.35		AFH5485	R.5		AFH5703	R.28		AFH5898	R.31	
AFH4823	R.35		AFH5494	R.25		AFH5708	R.27		AFH6454	R.22	
AFH4825	R.33		AFH5495	R.25		AFH5709	R.28		AFH6455	R.23	
AFH4827	R.33		AFH5496	R.25		AFH5714	R.27		AFH6460	R.22	
AFH4835	R.33		AFH5497	R.25		AFH5715	R.28		AFH6461	R.23	
AFH4835	R.36		AFH5506	R.25		AFH5716	R.27		AFH6464	R.33	
AFH4838	R.33		AFH5507	R.25		AFH5717	R.28		AFH6467	R.33	
AFH4838	R.36		AFH5508	R.25		AFH5722	R.27		AFH6470	R.30	
AFH4841	R.41		AFH5509	R.25		AFH5723	R.28		AFH6473	R.29	
AFH4844	R.41		AFH5518	R.25		AFH5726	R.28		AFH6476	R.29	
AFH4847	R.16		AFH5519	R.25		AFH5728	R.27		AFH6479	R.29	
AFH4848	R.16		AFH5520	R.25		AFH5728	R.27		AFH6484	R.30	
AFH4849	R.16		AFH5521	R.25		AFH5730	R.27		AFH6485	R.30	
AFH4858	R.16		AFH5530	R.25		AFH5731	R.28		AFH6490	R.30	
AFH4859	R.16		AFH5531	R.25		AFH5736	R.27		AFH6491	R.30	
AFH4860	R.16		AFH5532	R.25		AFH5737	R.27		AFH6496	R.29	
AFH4861	R.16		AFH5533	R.25		AFH5739	R.27		AFH6497	R.39	
AFH4862	R.16		AFH5542	R.25		AFH5739	R.28		AFH6502	R.29	
AFH4863	R.16		AFH5543	R.25		AFH5748	R.27		AFH6503	R.29	
AFH4864	R.16		AFH5544	R.25		AFH5748	R.28		AFH6508	R.30	
AFH4865	R.16		AFH5545	R.25		AFH5755	R.36		AFH6509	R.30	

## PART NUMBER INDEX—continued

Part Number	Page	Amdt. Number	Part Number	Page	Amdt. Number	Part Number	Page	Amdt. Number	Part Number	Page	Amdt. Number
AFH6514	R.30		AFH6675	R.23		AFH6727	R.25		AFH6784	R.27	
AFH6515	R.30		AFH6676	R.22		AFH6728	R.24		AFH6785	R.28	
AFH6520	R.30		AFH6677	R.23		AFH6729	R.25		AFH6786	R.27	
AFH6521	R.30		AFH6678	R.22		AFH6730	R.24		AFH6787	R.28	
AFH6526	R.31		AFH6679	R.23		AFH6731	R.25		AFH6788	R.27	
AFH6527	R.31		AFH6680	R.22		AFH6732	R.24		AFH6789	R.28	
AFH6528	R.33		AFH6681	R.23		AFH6733	R.25		AFH6790	R.27	
AFH6529	R.33		AFH6682	R.22		AFH6734	R.25		AFH6791	R.28	
AFH6530	R.33		AFH6683	R.23		AFH6735	R.25		AFH6792	R.27	
AFH6531	R.16		AFH6684	R.22		AFH6736	R.25		AFH6793	R.28	
AFH6532	R.16		AFH6685	R.23		AFH6737	R.25		AFH6794	R.27	
AFH6533	R.16		AFH6686	R.22		AFH6738	R.36		AFH6794	R.28	
AFH6534	R.16		AFH6687	R.23		AFH6739	R.36		AFH6795	R.27	
AFH6535	R.36		AFH6688	R.22		AFH6740	R.34		AFH6795	R.28	
AFH6536	R.36		AFH6689	R.23		AFH6741	R.34		AFH6796	R.37	
AFH6537	R.36		AFH6690	R.22		AFH6742	R.34		AFH6802	R.37	
AFH6546	R.33		AFH6691	R.23		AFH6743	R.34		AFH6803	R.37	
AFH6540	R.33		AFH6692	R.33		AFH6744	R.34		AFH6805	R.34	
AFH6552	R.36		AFH6693	R.33		AFH6745	R.34		AFH6806	R.34	
AFH6553	R.36		AFH6694	R.30		AFH6746	R.34		AFH6814	R.17	
AFH6576	R.1		AFH6695	R.30		AFH6747	R.34		AFH6815	R.17	
AFH6588	R.5		AFH6696	R.30		AFH6748	R.34		AFH6820	R.17	
AFH6589	R.5		AFH6697	R.30		AFH6749	R.34		AFH6821	R.17	
AFH6608	R.38		AFH6698	R.30		AFH6750	R.34		AFH6824	R.17	
AFH6612	R.17		AFH6699	R.30		AFH6751	R.34		AFH6826	R.17	
AFH6613	R.17		AFH6700	R.30		AFH6752	R.34		AFH6827	R.34	
AFH6614	R.2		AFH6701	R.30		AFH6753	R.34		AFH6828	R.34	
AFH6615	R.2		AFH6702	R.30		AFH6754	R.35		AFH6829	R.34	
AFH6618	R.7		AFH6703	R.30		AFH6755	R.35		AFH6842	R.41	
AFH6619	R.7		AFH6704	R.30		AFH6756	R.41		AFH6843	R.41	
AFH6620	R.32		AFH6705	R.30		AFH6757	R.41		AFH6844	R.41	
AFH6627	R.5		AFH6706	R.30		AFH6758	R.36		AFH6845	R.41	
AFH6636	R.37		AFH6707	R.30		AFH6759	R.30		AFH6846	R.37	
AFH6639	R.5		AFH6708	R.30		AFH6764	R.34		AFH6847	R.37	
AFH6650	R.5		AFH6709	R.30		AFH6765	R.35		AFH6848	R.37	
AFH6651	R.6		AFH6710	R.30		AFH6766	R.33		AFH6849	R.37	
AFH6652	R.34		AFH6711	R.30		AFH6768	R.12		AFH6850	R.37	
AFH6653	R.34		AFH6712	R.31		AFH6769	R.12		AFH6851	R.37	
AFH6655	R.35		AFH6713	R.31		AFH6770	R.37		AFH6852	R.37	
AFH6662	R.33		AFH6714	R.31		AFH6771	R.37		AFH6853	R.37	
AFH6662	R.36		AFH6715	R.31		AFH6772	R.32		AFH6854	R.31	
AFH6667	R.33		AFH6716	R.33		AFH6773	R.12		AFH6855	R.31	
AFH6667	R.36		AFH6717	R.33		AFH6774	R.27		AFH6856	R.31	
AFH6668	R.33		AFH6718	R.24		AFH6775	R.28		AFH6866	R.1	
AFH6668	R.36		AFH6719	R.25		AFH6776	R.27		AFH6877	R.31	
AFH6669	R.41		AFH6720	R.24		AFH6777	R.28		AFH6896	R.17	
AFH6670	R.41		AFH6721	R.25		AFH6778	R.27		AFH6897	R.17	
AFH6671	R.33		AFH6722	R.25		AFH6779	R.26		AFH6898	R.17	
AFH6671	R.36		AFH6723	R.25		AFH6780	R.27		AFH6899	R.17	
AFH6672	R.22		AFH6724	R.24		AFH6781	R.28		AFH7450	R.17	
AFH6673	R.23		AFH6725	R.25		AFH6782	R.27		AFH7451	R.17	
AFH6674	R.22		AFH6726	R.24		AFH6783	R.28		AFH7462	R.3	



PART NUMBER INDEX—continued

Part Number	Page	Amdt. Number	Part Number	Page	Amdt. Number	Part Number	Page	Amdt. Number	Part Number	Page	Amdt. Number
AFH7463	R.3		AHH5089	M.1		AHH5205	R.10		AHH5314	A.18	
AFH7478	R.7		AHH5092	M.1		AHH5206	R.10		AHH5320	A.18	
AFH7479	R.7		AHH5093	R.21		AHH5207	R.10		AHH5321	A.18	
AFH7488	R.4		AHH5094	R.21		AHH5208	R.10		AHH5322	M.7	
AFH7489	R.4		AHH5100	E.2		AHH5209	R.10		AHH5323	O.2	
AFH7490	R.1		AHH5100	E.3		AHH5224	M.7		AHH5327	A.20	
AFH7506	R.33		AHH5100	M.1		AHH5225	M.7		AHH5328	A.20	
AFH7506	R.36		AHH5100	M.2		AHH5226	R.10		AHH5330	A.20	
AFH7507	R.33		AHH5101	M.1		AHH5227	M.7		AHH5331	A.20	
AFH7507	R.36		AHH5102	M.1		AHH5228	M.7		AHH5332	A.20	
AFH7510	R.2		AHH5103	M.1		AHH5229	M.7		AHH5333	A.20	
AFH7511	R.2		AHH5104	D.3		AHH5230	M.7		AHH5334	A.20	
AFH7512	R.32		AHH5106	H.10		AHH5232	M.7		AHH5335	A.20	
AFH7513	R.32		AHH5107	D.3		AHH5233	M.7		AHH5336	A.20	
AFH7516	R.29		AHH5113	D.3		AHH5238	M.7		AHH5337	A.20	
AFH7517	R.34		AHH5114	D.3		AHH5242	M.7		AHH5338	A.18	
			AHH5115	D.3		AHH5244	M.7		AHH5339	A.15	
AHA5211	R.19		AHH5121	D.3		AHH5248	N.15		AHH5340	R.10	
AHA5653	R.38		AHH5124	S.1		AHH5252	R.3		AHH5343	Q.1	
			AHH5139	Q.1		AHH5253	R.9		AHH5344	Q.1	
AHE5000	R.44		AHH5140	Q.1		AHH5255	R.3		AHH5345	Q.1	
			AHH5143	C.1		AHH5258	R.9		AHH5346	Q.1	
AHH4001	K.4		AHH5144	C.1		AHH5254	R.41		AHH5349	R.11	
AHH4001	K.4		AHH5146	A.17		AHH5255	R.41		AHH5350	R.11	
AHH4002	K.8		AHH5147	D.7		AHH5256	R.41		AHH5351	R.11	
AHH4002	K.8		AHH5148	D.7		AHH5257	R.42		AHH5360	N.3	
AHH4003	K.4		AHH5149	D.7		AHH5258	R.41		AHH5362	N.3	
AHH4003	K.8		AHH5151	R.19		AHH5259	R.11		AHH5364	N.3	
AHH4004	K.4		AHH5161	R.19		AHH5260	R.11		AHH5366	N.3	
AHH4004	K.8		AHH5162	R.20		AHH5261	R.11		AHH5368	N.3	
AHH5015	H.10		AHH5163	R.20		AHH5263	R.10		AHH5376	R.41	
AHH5018	H.10		AHH5164	R.20		AHH5282	M.5		AHH5377	R.10	
AHH5019	H.10		AHH5166	N.1		AHH5284	M.3		AHH5378	R.10	
AHH5025	M.7		AHH5167	N.1		AHH5286	D.3		AHH5379	R.10	
AHH5027	A.16		AHH5168	N.1		AHH5287	R.42		AHH5380	A.19	
AHH5028	A.16		AHH5169	N.1		AHH5288	D.3		AHH5388	F.5	
AHH5029	L.1		AHH5170	N.1		AHH5290	D.3		AHH5394	D.7	
AHH5030	L.1		AHH5171	A.13		AHH5293	Q.1		AHH5394	R.46	
AHH5031	A.16		AHH5173	Q.2		AHH5294	R.43		AHH5396	R.43	
AHH5042	H.10		AHH5174	Q.2		AHH5295	M.8		AHH5402	A.17	
AHH5065	A.16		AHH5175	Q.2		AHH5297	M.8		AHH5403	A.17	
AHH5066	A.16		AHH5176	Q.2		AHH5299	A.13		AHH5404	A.17	
AHH5067	H.10		AHH5177	Q.2		AHH5300	A.18		AHH5405	A.17	
AHH5068	H.10		AHH5178	Q.2		AHH5301	A.18		AHH5406	A.17	
AHH5070	K.4		AHH5179	C.2		AHH5302	A.18		AHH5407	A.17	
AHH5070	K.8		AHH5180	R.10		AHH5303	A.18		AHH5408	Q.2	
AHH5071	H.10		AHH5194	R.10		AHH5304	A.18		AHH5409	Q.2	
AHH5080	S.1		AHH5195	M.5		AHH5306	A.18		AHH5410	N.13	
AHH5081	H.10		AHH5198	R.43		AHH5308	A.19		AHH5411	N.13	
AHH5082	H.10		AHH5199	R.10		AHH5309	A.19		AHH5414	N.13	
AHH5084	M.1		AHH5200	R.10		AHH5310	A.19		AHH5422	R.45	
AHH5085	M.1		AHH5203	M.7		AHH5311	A.18		AHH5423	R.45	

PART NUMBER INDEX—continued

Part Number	Page	Amdt. Number	Part Number	Page	Amdt. Number	Part Number	Page	Amdt. Number	Part Number	Page	Amdt. Number
AHH5427	R.45		AHH5514	H.4		AHH5670	R.39		AHH5763	M.6	
AHH5428	R.45		AHH5520	N.7		AHH5670	R.40		AHH5764	M.6	
AHH5429	R.45		AHH5521	N.9		AHH5671	R.39		AHH5765	M.6	
AHH5430	R.44		AHH5526	R.43		AHH5672	R.39		AHH5766	M.6	
AHH5430	R.40		AHH5527	R.43		AHH5673	R.39		AHH5767	M.6	
AHH5433	R.45		AHH5528	Q.2		AHH5674	R.39		AHH5768	M.6	
AHH5434	R.40		AHH5529	R.45		AHH5687	M.2		AHH5769	M.6	
AHH5435	R.40		AHH5531	R.45		AHH5688	M.2		AHH5770	M.6	
AHH5436	R.40		AHH5532	R.45		AHH5689	M.2		AHH5771	M.6	
AHH5437	R.40		AHH5533	D.7		AHH5690	M.2		AHH5772	M.6	
AHH5440	R.40		AHH5536	R.44		AHH5691	M.2		AHH5773	M.6	
AHH5441	D.7		AHH5537	R.45		AHH5692	M.2		AHH5774	M.6	
AHH5442	D.7		AHH5539	R.43		AHH5693	M.2		AHH5780	N.3	
AHH5448	N.15		AHH5541	N.9		AHH5694	E.3		AHH5781	Q.2	
AHH5449	N.15		AHH5544	D.3		AHH5695	M.2		AHH5802	O.2	
AHH5450	N.15		AHH5546	K.4		AHH5696	E.3		AHH5808	R.39	
AHH5452	N.15		AHH5565	R.43		AHH5708	Q.1		AHH5809	Q.1	
AHH5453	N.15		AHH5591	R.45		AHH5712	R.19		AHH5814	N.15	
AHH5455	R.10		AHH5596	R.44		AHH5713	D.7		AHH5815	R.10	
AHH5456	R.10		AHH5597	R.44		AHH5714	D.7		AHH5817	R.10	
AHH5458	Q.2		AHH5598	R.44		AHH5714	R.45		AHH5820	O.2	
AHH5459	R.11		AHH5599	R.40		AHH5714	R.46		AHH5822	E.3	
AHH5460	R.18		AHH5600	R.40		AHH5727	A.18		AHH5824	E.3	
AHH5461	H.10		AHH5601	R.45		AHH5728	M.2		AHH5833	A.15	
AHH5462	H.10		AHH5602	R.45		AHH5730	G.1		AHH5838	R.10	
AHH5464	H.10		AHH5605	D.3		AHH5731	R.39		AHH5839	S.1	
AHH5467	H.10		AHH5606	D.3		AHH5732	R.39		AHH5841	E.2	
AHH5470	H.10		AHH5621	A.19		AHH5733	R.39		AHH5842	E.2	
AHH5474	R.20		AHH5623	A.19		AHH5734	R.39		AHH5875	M.6	
AHH5476	R.20		AHH5624	A.19		AHH5735	R.39		AHH5876	M.2	
AHH5477	R.20		AHH5625	A.20		AHH5736	R.39		AHH5877	M.2	
AHH5478	R.20		AHH5626	A.20		AHH5737	R.39		AHH5893	A.35	
AHH5479	R.20		AHH5627	M.5		AHH5738	R.39		AHH5891	A.32	
AHH5481	R.20		AHH5631	M.5		AHH5739	R.39		AHH5892	A.35	
AHH5482	R.20		AHH5633	M.5		AHH5740	R.39		AHH5897	K.4	
AHH5483	R.21		AHH5634	H.4		AHH5741	R.39		AHH5897	K.8	
AHH5484	R.21		AHH5650	R.39		AHH5742	R.39		AHH5902	A.31	
AHH5485	R.21		AHH5650	R.40		AHH5743	R.39		AHH5904	N.12	
AHH5486	R.20		AHH5652	R.39		AHH5744	R.39		AHH5910	R.46	
AHH5487	R.20		AHH5652	R.40		AHH5745	R.39		AHH5911	R.46	
AHH5488	R.20		AHH5653	R.40		AHH5746	R.39		AHH5912	R.46	
AHH5492	R.20		AHH5660	R.39		AHH5747	R.39		AHH5914	R.11	
AHH5494	R.20		AHH5661	R.39		AHH5748	R.10		AHH5914	R.44	
AHH5494	R.21		AHH5662	R.39		AHH5749	R.10		AHH5918	N.10	
AHH5495	R.43		AHH5663	R.39		AHH5750	R.46		AHH5920	N.10	
AHH5506	N.15		AHH5664	R.39		AHH5752	M.2		AHH5921	N.10	
AHH5507	N.13		AHH5664	R.40		AHH5753	M.2		AHH5924	Q.1	
AHH5508	N.13		AHH5665	R.39		AHH5754	M.2		AHH5925	K.4	
AHH5509	R.26		AHH5666	R.39		AHH5758	N.9		AHH5925	K.8	
AHH5510	R.26		AHH5667	R.39		AHH5759	R.43		AHH5927	K.5	
AHH5511	R.26		AHH5668	R.39		AHH5761	M.7		AHH5927	K.8	
AHH5512	R.26		AHH5669	R.39		AHH5762	E.4		AHH5929	K.5	

## PART NUMBER INDEX—continued

Part Number	Page	Amdt. Number	Part Number	Page	Amdt. Number	Part Number	Page	Amdt. Number	Part Number	Page	Amdt. Number
AHH5929	K.8		AHH6016	J.1		AJA5072	N.10		AJH5057	N.9	
AHH5931	K.5		AHH6020	J.1		AJA5073	N.10		AJH5079	N.13	
AHH5931	K.9		AHH6021	J.1		AJA5081	N.5		AJH5082	M.8	
AHH5932	K.5		AHH6022	J.1		AJA5081	N.6		AJH5083	M.3	
AHH5932	K.9		AHH6023	J.1		AJA5081	N.7		AJH5084	M.3	
AHH5934	K.5		AHH6024	J.3		AJA5081	N.8		AJH5100	N.10	
AHH5934	K.9		AHH6025	J.2					AJH5133	M.3	
AHH5935	K.5		AHH6027	J.2					AJH5165	N.11	
AHH5935	K.9		AHH6027	J.4		AJC6014	J.4		AJH5176	O.1	
AHH5939	K.5		AHH6028	J.2					AJH5178	O.1	
AHH5939	K.9		AHH6030	J.3		AJD118	E.2		AJH5179	O.1	
AHH5940	K.5		AHH6031	J.4		AJD276	E.2		AJH5184	O.2	
AHH5940	K.9		AHH6032	J.4		AJD1012	R.45		AJH5185	O.2	
AHH5941	K.5		AHH6033	J.4		AJD1021	M.4		AJH5186	O.2	
AHH5941	K.9		AHH6035	J.3		AJD1042	D.5				
AHH5945	B.2		AHH6036	J.1		AJD1243	N.8				
AHH5946	M.1		AHH6037	J.1		AJD1744Z	R.44		AJJ279	S.1	
AHH5947	M.1		AHH6038	J.1		AJD2244C	N.11		AJJ281	S.1	
AHH5950	Q.1		AHH6039	J.1		AJD2245C	R.12		AJJ3125	R.39	
AHH5951	N.14		AHH6042	J.1		AJD2245ZP	R.14				
AHH5953	N.14		AHH6043	J.1		AJD2246C	R.12				
AHH5954	N.14		AHH6045	A.35		AJD2248C	R.39		AKC451	R.15	
AHH5956	M.5		AHH6046	A.35		AJD2446C	R.39		AKC453	R.15	
AHH5958	N.5		AHH6083	R.44		AJD8202Z	N.13		AKC454	R.15	
AHH5963	N.1		AHH6083	R.11		AJD4802N	H.8		AKC455	R.15	
AHH5964	N.1		AHH6118	N.11		AJD4802N	K.7		AKC458	R.15	
AHH5965	N.3		AHH6119	N.11		AJD6155	D.2				
AHH5969	N.14		AHH6120	N.14		AJD6155Z	D.2				
AHH5970	N.14		AHH6125	R.8		AJD6918	S.1		AKH492	R.40	
AHH5979	N.14		AHH6130	Q.1		AJD7042	A.19		AKH493	R.40	
AHH5982	R.44		AHH6131	Q.1		AJD7212	R.11		AKH494	R.40	
AHH5983	R.13		AHH6145	N.14		AJD7217	D.2		AKH495	R.40	
AHH5984	R.40		AHH6146	N.14		AJD7217	N.4		AKH496	R.40	
AHH5985	R.40		AHH6161	R.21		AJD7217	R.10		AKH497	R.40	
AHH5986	S.1		AHH6296	A.31		AJD7612	M.4		AKH498	R.40	
AHH5987	S.1		AHH6701	A.35		AJD7712	A.19		AKH499	R.40	
AHH5991	R.40		AHH7010	R.43		AJD7712	C.1		AKH500	R.40	
AHH5993	N.11		AHH7315	P.1		AJD8012Z	D.4		AKH501	R.40	
AHH6000	J.2		AHH7316	P.1		AJD8012Z	N.8		AKH502	R.40	
AHH6001	J.1		AHH7317	P.1		AJD8012Z	R.9		AKH503	R.40	
AHH6002	J.1		AHH7318	P.1		AJD8012Z	R.37		AKH504	R.40	
AHH6003	J.3		AHH8003	P.1		AJD8012Z	R.38		AKH505	R.40	
AHH6004	J.3		AHH8006	P.1		AJD8014Z	D.5		AKH506	R.40	
AHH6005	J.3		AHH8007	P.1		AJD8104Z	N.1		AKH511	R.40	
AHH6006	J.3		AHH8008	P.1		AJD8105N	H.4		AKH512	R.40	
AHH6007	J.2		AHH8009	P.1		AJD8172	R.35				
AHH6008	J.3		AHH8010	P.1		AJD8206Z	D.6		ALK3268	R.18	
AHH6009	J.3		AHH8011	P.1							
AHH6010	J.3		AHH8012	P.1							
AHH6011	J.2					AJG5016	M.3		AMK5607	N.3	
AHH6012	J.4		AJA5069	N.10		AJG5046	R.42		AMK8847	R.45	
AHH6013	J.1		AJA5071	N.10		AJG5047	R.42		AMK9958	S.1	

## PART NUMBER INDEX—continued

Part Number	Page	Amdt. Number	Part Number	Page	Amdt. Number	Part Number	Page	Amdt. Number	Part Number	Page	Amdt. Number
ANK3458	N.13		ATB4212	K.6		ATB7072	H.5		ATB7352	H.2	
ANK4646	N.3		ATB4213	K.1		ATB7075	H.4		ATB7355	H.2	
ANK4646	R.15		ATB4213	K.6		ATB7078	H.4		ATB7386	H.2	
ARH52	C.1		ATB4218	K.1		ATB7079	H.4		ATB7354	H.3	
ARH57	R.41		ATB4218	K.6		ATB7102	H.2		ATB7391	H.3	
ARH58	R.41		ATB4219	K.1		ATB7102	H.6				
ARH50	R.41		ATB4219	K.6		ATB7103	H.2		ATC4257	K.1	
ARH63	A.17		ATB4232	K.6		ATB7103	H.6		ATC7084	H.1	
ARH65	A.17		ATB4233	K.6		ATB7104	H.2		ATC7084	H.5	
ARH113	A.35		ATB4236	K.6		ATB7104	H.6				
ARH120	C.1		ATB4237	K.6		ATB7105	H.2		AUA54	D.1	
ARH154	C.1		ATB4238	K.6		ATB7105	H.6		AUA154	D.1	
ARH178	A.17		ATB4239	K.6		ATB7106	H.2		AUA504	D.1	
ARH181	A.31		ATB4240	K.6		ATB7106	H.6		AUA508	D.1	
ARH185	A.35		ATB4241	K.6		ATB7107	H.2		AUA566	D.1	
ARH192	A.17		ATB4242	K.6		ATB7107	H.6		AUA585	D.1	
ARH517	C.1		ATB4243	K.6		ATB7108	H.2		AUA690	D.1	
ARH883	C.1		ATB4244	K.7		ATB7108	H.6		AUA830	D.1	
ARH898	C.1		ATB4245	K.6		ATB7123	H.1		AUA840	D.1	
ARI1890	C.1		ATB4247	H.8		ATB7123	H.5		AUA847	D.1	
ARI1900	C.1		ATB4247	K.7		ATB7181	H.1		AUA868	D.1	
ARI901	C.1		ATB4251	K.7		ATB7181	H.5		AUA869	D.1	
ARI902	C.1		ATB4252	K.7		ATB7201	H.8		AUA875	D.1	
ARH981	C.1		ATB4253	K.7		ATB7204	H.2		AUA878	D.1	
ARH1050	C.1		ATB4255	K.7		ATB7209	H.4		AUA887	D.1	
ARH1053	A.17		ATB4256	K.7		ATB7224	H.1		AUA1405	D.1	
ARH1112	A.35		ATB4257	K.7		ATB7225	H.1		AUA1416	D.1	
ARH1113	A.35		ATB4258	K.6		ATB7239	H.1		AUA1421	D.1	
ARH1542	C.1		ATB4259	K.6		ATB7289	H.5		AUA1422	D.1	
ARH1697	C.2		ATB4268	K.1		ATB7240	H.2		AUA1433	D.1	
ARH1698	C.2		ATB4269	K.1		ATB7240	H.6		AUA1435	D.1	
ARH1700	C.1		ATB7059	H.2		ATB7246	H.7		AUA1442	D.1	
ARH1701	C.2		ATB7059	H.6		ATB7248	H.7		AUA1447	D.1	
ARH1845	A.17		ATB7062	H.1		ATB7249	H.7		AUA1455	D.1	
ARH1846	A.17		ATB7062	H.5		ATB7252	H.7		AUA1456	D.1	
			ATB7064	H.2		ATB7253	H.7		AUA1459	D.1	
			ATB7064	H.6		ATB7254	H.8		AUA1464	D.1	
ARJ509	C.1		ATB7065	H.2		ATB7256	H.7		AUA1468	D.1	
			ATB7065	H.6		ATB7257	H.7		AUA1478	D.2	
ATA7043	H.2		ATB7066	H.2		ATB7258	H.7		AUA1479	D.1	
ATA7043	H.6		ATB7066	H.6		ATB7258	H.8		AUA1486	D.2	
ATA7232	H.2		ATB7067	H.2		ATB7262	H.8		AUA1661	D.1	
ATA7232	H.6		ATB7067	H.6		ATB7263	H.8		AUA1662	D.1	
			ATB7068	H.2		ATB7264	H.8		AUA1785	D.1	
ATB4069	K.1		ATB7068	H.6		ATB7265	H.8		AUA1822	D.1	
ATB4098	K.2		ATB7069	H.2		ATB7268	H.7		AUA1863	D.1	
ATB4181	K.2		ATB7069	H.6		ATB7269	H.7		AUA4080	D.1	
ATB4208	K.1		ATB7070	H.2		ATB7279	H.2		AUA4081	D.1	
ATB4208	K.6		ATB7070	H.6		ATB7280	H.1		AUA4082	D.1	
ATB4209	K.1		ATB7071	H.2		ATB7282	H.1		AUA4083	D.1	
ATB4209	K.6		ATB7071	H.6		ATB7283	H.1		AUA4850	D.1	
ATB4212	K.1		ATB7072	H.1		ATB7288	H.5		AUA5059	D.1	

## PART NUMBER INDEX—continued

Part Number	Page	Amdt. Number	Part Number	Page	Amdt. Number	Part Number	Page	Amdt. Number	Part Number	Page	Amdt. Number
AUA5060	D.1		AUC2141	D.4		AUC8052	D.4		BCA4303	N.6	
AUA5078	D.1		AUC2156	D.6		AUC8114	D.4		BCA4311	N.9	
AUA6012	D.1		AUC2175	D.4		AUC8170	D.6		BCA4326	N.3	
AUA6017	D.1		AUC2198	D.5		AUC8182	D.4		BCA4342	N.9	
AUA6020	D.1		AUC2381	D.4		AUC9066	D.4		BCA4501	N.3	
AUA6032	D.1		AUC2381	D.5		AUC9067	D.4				
AUA6034	D.1		AUC2402	D.6					BFS323	N.9	
AUA6036	D.1		AUC2451	D.5		AUD1005	D.4		BFS355	N.7	
			AUC2521	D.5		AUD1045	D.4		BFS380	N.10	
AUB521	D.1		AUC2669	D.5		AUD1295	D.4		BFS380	N.11	
AUB6004	D.1		AUC2669	D.6		AUD2283	D.6		BFS382	N.9	
AUB6015	D.1		AUC2698	D.4		AUD2285	D.6		BFS382	N.10	
AUB6022	D.1		AUC3071	D.4		AUD9045	D.4		BFS382	N.11	
AUB6029	D.1		AUC3116	D.5					BFS410	N.5	
AUB6034	D.1		AUC3119	D.4		1B1063	A.9		BFS410	N.6	
AUB6045	D.1		AUC3202	D.6		1B1063	A.30		BFS411	N.6	
AUB6071	D.1		AUC3230	D.4		1B1735	A.9		BFS414	N.5	
AUB6097	D.1		AUC3231	D.4		1B1735	A.30		BFS987	N.14	
			AUC3232	D.4		1B2925	A.6		BFS989	N.9	
AUC943	D.4		AUC3233	D.4		1B3363	F.3		BFS989	N.11	
AUC1006	D.6		AUC3242	D.4		1B3664	A.6				
AUC1123	D.6		AUC3242	D.5		1B3664	A.27		BHA4060	O.1	
AUC1147	D.6		AUC3471	D.5		1B3701	E.4		BHA4066	R.43	
AUC1151	D.4		AUC3472	D.5		1B4399	K.6		BHA4067	S.1	
AUC1152	D.6		AUC3495	D.5		1B7240	H.2		BHA4072	E.3	
AUC1158	D.4		AUC3496	D.5		1B7240	H.6		BHA4073	E.4	
AUC1249	D.4		AUC4260	D.6		1B8036	P.1		BHA4075	N.9	
AUC1250	D.4		AUC4261	D.6		1B8037	P.1		BHA4081	O.2	
AUC1335	D.5		AUC4334	D.6		1B8038	P.1		BHA4082	R.11	
AUC1358	D.5		AUC4387	D.4		1B8039	P.1		BHA4082	R.44	
AUC1384	D.6		AUC4612	D.5		1B8077	P.1		BHA4110	O.2	
AUC1387	D.6		AUC4612	D.6		1B8078	P.1		BHA4116	N.4	
AUC1388	D.6		AUC4667	D.5		1B8995	S.1		BHA4117	N.15	
AUC1389	D.6		AUC4713	D.5		1B8997	S.1		BHA4132	R.44	
AUC1501	D.5		AUC4730	D.5		1B9007	N.12		BHA4133	N.15	
AUC1534	D.6		AUC4732	D.5		1B9008	N.12		BHA4139	M.5	
AUC1557	D.6		AUC4770	D.5		1B9138	O.1		BHA4140	N.1	
AUC1832	D.6		AUC4771	D.5		1B9141	O.1		BHA4147	N.1	
AUC1863	D.6		AUC4781	D.5					BHA4151	N.13	
AUC1867	D.6		AUC4782	D.5		11B5086	E.3		BHA4153	N.10	
AUC1928	D.6		AUC4900	D.4		11B5166	S.1		BHA4157	M.4	
AUC1980	D.6		AUC4915	D.6					BHA4158	N.11	
AUC2057	D.4		AUC4916	D.4		14B1730	R.37		BHA4165	P.1	
AUC2106	D.5		AUC5002	D.5		14B2685	R.4		BHA4166	P.1	
AUC2114	D.4		AUC5004	D.4		14B2846	R.18		BHA4220	O.1	
AUC2117	D.4		AUC5004	D.5		14B5596	N.13		BHA4221	O.1	
AUC2119	D.4		AUC5009	D.4		14B5597	N.13		BHA4226	O.1	
AUC2120	D.4		AUC5009	D.5		14B5862	R.42		BHA4228	N.11	
AUC2121	D.4		AUC5011	D.5					BHA4229	N.11	
AUC2122	D.4		AUC5091	D.4		BCA4046	M.3		BHA4230	N.11	
AUC2130	D.5		AUC5092	D.5		BCA4079	O.1		BHA4231	N.11	
AUC2139	D.6		AUC6033	D.4		BCA4302	N.5		BHA4235	N.5	

PART NUMBER INDEX—continued

Part Number	Page	Amdt. Number	Part Number	Page	Amdt. Number	Part Number	Page	Amdt. Number	Part Number	Page	Amdt. Number
BHA4235	N.6		BTB167	K.3		CMZ0410	H.4		FNN107	H.5	
BHA4235	N.7		BTB198	K.1		CMZ0410	R.25		FNN206	E.3	
BHA4235	N.8		BTB216	H.1		CMZ0412	R.2		FNN207	N.1	
BHA4251	R.44		BTB216	H.5		CMZ0412	R.5		FNN412	K.1	
BHA4251	H.4		BTB217	H.1		CMZ0412	R.9		FNN504	F.2	
BHA4255	R.44		BTB217	H.5		CMZ0412	R.14		FNN2412	K.1	
			BTB252	H.7		CMZ0416	R.8				
BLS106	E.4		BTB263	H.1		CMZ0416	R.40		FNP205	F.4	
BLS106	H.8		BTB263	H.5		CMZ0418	K.4		FNP205	J.4	
BLS106	K.7		BTB328	H.1		CMZ0418	K.8				
BLS108	F.5		BTB328	H.5		CMZ0420	R.8		FNZ103	A.17	
BLS109	F.3		BTB384	K.1		CMZ0420	R.14		FNZ103	C.2	
BLS110	F.2		BTB385	K.1		CMZ0516	A.16		FNZ103	D.7	
BLS110	F.4		BTB386	K.1					FNZ103	M.8	
			BTB768	K.1		CNZ102	B.3		FNZ103	N.3	
			BTB768	K.6		CNZ102	R.10		FNZ103	N.4	
BMK192	E.2					CNZ102	R.18		FNZ103	N.8	
BMK391	N.5					CNZ102	R.42		FNZ103	N.9	
BMK403	N.14		BTC280	K.6					FNZ103	N.11	
BMK924	J.1					CTZ403	R.10		FNZ103	N.13	
			BXS0708	S.1		CTZ403	R.31		FNZ103	N.14	
BRP614	H.8		BXS0910	S.1		CTZ603	R.35		FNZ103	N.15	
BRP616	H.8		BXS1112	S.1		CTZ604	R.31		FNZ103	O.2	
BRP906	R.3					CTZ803	Q.1		FNZ103	R.1	
BRP906	R.8		5C2436	A.26		CTZ804	R.2		FNZ103	R.2	
									FNZ103	R.5	
BTB102	K.1		CA1056	F.4					FNZ103	R.6	
BTB103	K.1					1D1963	B.2		FNZ103	R.7	
BTB104	K.1		CCN212	J.2					FNZ103	R.10	
BTB104	K.2		CCN240	F.1		5D4200	R.36		FNZ103	R.14	
BTB106	K.1								FNZ103	R.18	
BTB108	K.3		CFP375	R.44		8D5768	N.13		FNZ103	R.31	
BTB114	K.2								FNZ103	R.35	
BTB115	K.2		CHR0507	N.3		11D5264	M.5		FNZ103	R.41	
BTB124	K.1								FNZ103	R.42	
BTB125	K.1		CHS2510	N.11		17D11	A.10		FNZ103	R.45	
BTB126	K.3		CHS2513	F.1		17D11	A.28		FNZ103	R.46	
									FNZ103	A.17	
BTB127	K.3		CLZ0512	E.2		DAP0829	J.2		FNZ104	A.18	
BTB128	K.3		CLZ0512	M.1					FNZ104	A.20	
BTB134	K.7		CLZ0515	E.3		FEZ105	E.3		FNZ104	B.2	
BTB135	K.7		CLZ0515	M.2		FEZ105	M.4		FNZ104	D.2	
BTB142	K.2		CLZ0517	E.2					FNZ104	D.3	
BTB143	K.2		CLZ0517	E.4		FHS0411	M.5		FNZ104	H.8	
BTB145	K.1					FHS2513	A.5		FNZ104	K.4	
BTB145	K.2		CMP0204	R.16		FHS2513	A.26		FNZ104	K.7	
BTB140	K.1		CMP0307	R.12					FNZ104	K.8	
BTB150	H.1					FNN105	A.6		FNZ104	M.1	
BTB150	H.5		CMZ0204	R.16		FNN105	A.8		FNZ104	M.2	
BTB151	H.2		CMZ0810	R.10		FNN105	A.26		FNZ104	M.5	
BTB153	H.2		CMZ0820	R.31		FNN105	A.29		FNZ104	M.6	
BTB153	H.7		CMZ0408	R.9		FNN105	J.2		FNZ104	M.7	
BTB166	K.3		CMZ0410	H.2		FNN107	H.1		FNZ104		

## PART NUMBER INDEX—continued

Part Number	Page	Amdt. Number	Part Number	Page	Amdt. Number	Part Number	Page	Amdt. Number	Part Number	Page	Amdt. Number
FNZ104	N.12		FNZ106	H.5		1G752	A.1		1G3268	F.3	
FNZ104	N.13		FNZ106	H.7		1G752	A.21		1G3331	F.3	
FNZ104	O.1		FNZ106	H.10		1G765	A.3		1G3492	F.3	
FNZ104	R.2		FNZ106	K.4		1G765	A.21		1G3530	F.2	
FNZ104	R.3		FNZ106	K.8		1G1167	A.3		1G3576	F.3	
FNZ104	R.5		FNZ106	M.1		1G1167	A.21		1G3577	F.3	
FNZ104	R.6		FNZ106	M.2		1G1282	A.6		1G3578	F.3	
FNZ104	R.8		FNZ106	M.3		1G1282	A.27		1G3579	F.3	
FNZ104	R.18		FNZ106	Q.1		1G1319	A.4		1G3580	F.3	
FNZ104	R.19		FNZ106	R.20		1G1319	A.25		1G3581	F.3	
FNZ104	R.26		FNZ106	R.21		1G1452	A.8		1G3584	F.1	
FNZ104	R.44		FNZ107	H.10		1G1452	A.29		1G3586	F.2	
FNZ105	A.6		FNZ107	L.1		1G1783	A.10		1G3594	F.3	
FNZ105	A.7		FNZ107	R.20		1G2062	A.11		1G3597	F.3	
FNZ105	A.16		FNZ108	K.5		1G2062	A.32		1G3598	F.3	
FNZ105	A.17		FNZ108	K.9		1G2285	A.11		1G3611	F.1	
FNZ105	A.18		FNZ108	L.1		1G2285	A.31		1G3656	F.1	
FNZ105	A.22		FNZ108	R.20		1G2290	A.9		1G3658	F.1	
FNZ105	A.27		FNZ108	R.21		1G2295	A.5		1G3666	F.1	
FNZ105	A.28		FNZ204	D.2		1G2295	A.23		1G3667	F.4	
FNZ105	B.2		FNZ204	N.1		1G2302	A.11		1G3704	F.5	
FNZ105	F.1		FNZ204	N.15		1G2302	A.31		1G3706	F.4	
FNZ105	H.1		FNZ205	E.3		1G2331	A.3		1G3708	F.2	
FNZ105	H.5		FNZ205	H.10		1G2331	A.24		1G3709	F.5	
FNZ105	H.10		FNZ205	M.4		1G2332	A.3		1G3711	F.4	
FNZ105	J.2		FNZ205	R.19		1G2332	A.24		1G3712	F.1	
FNZ105	J.3		FNZ206	A.13		1G2342	A.6		1G3713	F.4	
FNZ105	J.4		FNZ206	M.5		1G2342	A.27		1G3802	F.4	
FNZ105	K.3		FNZ206	M.6		1G2395	A.25		1G3809	F.1	
FNZ105	K.4		FNZ206	R.18		1G2398	A.7		1G3810	F.1	
FNZ105	K.5		FNZ208	R.21		1G2398	A.28		1G3863	F.4	
FNZ105	K.7		FNZ208	R.32		1G2399	A.7		1G3927	F.4	
FNZ105	K.8		FNZ210	J.1		1G2399	A.28		1G7372	S.1	
FNZ105	K.9		FNZ308	K.4		1G2401	A.7		1G7435	H.2	
FNZ105	M.1		FNZ308	K.8		1G2401	A.28		1G7436	H.2	
FNZ105	M.2		FNZ407	J.2		1G2417	A.13		1G7439	H.2	
FNZ105	M.5		FNZ408	K.4		1G2418	A.13		1G7439	H.6	
FNZ105	M.6		FNZ408	K.8		1G2425	A.7		1G7444	H.1	
FNZ105	M.7		FNZ505	F.4		1G2425	A.28		1G7444	H.5	
FNZ105	M.8		FNZ506	A.3		1G2508	A.9		1G7445	H.1	
FNZ105	N.9		FNZ506	A.11		1G2522	A.5		1G7445	H.5	
FNZ105	N.11		FNZ506	A.25		1G2522	A.26		1G7448	H.1	
FNZ105	N.12		FNZ506	A.28		1G2602	A.7		1G7448	H.5	
FNZ105	N.15		FNZ506	K.1		1G2602	A.25		1G7465	H.1	
FNZ105	Q.1		FNZ506	K.2		1G2613	A.4		1G7465	H.5	
FNZ105	Q.2		FNZ507	H.4		1G2716	A.11		1G7582	H.1	
FNZ105	R.20		FNZ612	F.2		1G2874	A.4		1G7582	H.5	
FNZ105	R.21		FNZ612	H.2		1G2874	A.25		1G7584	H.1	
FNZ105	R.43		FNZ612	H.6		1G2953	A.6		1G7584	H.5	
FNZ106	A.13					1G2953	A.27		1G7600	H.1	
FNZ106	H.1					1G2984	A.4		1G7600	H.5	
FNZ106	H.4		FWP106	R.34		1G2984	A.25		1G9198	N.5	

PART NUMBER INDEX—continued

Part Number	Page	Amdt. Number	Part Number	Page	Amdt. Number	Part Number	Page	Amdt. Number	Part Number	Page	Amdt. Number
1G9840	R.20		8G8379	K.3		11G80	A.7		11G9093	N.12	
1G9872	R.20		8G8420	E.2		11G81	A.4				
1G9872	R.21		8G8452	J.2		11G81	A.25		14G800	R.45	
1G238103	A.24		8G8495	M.4		11G93	A.7		14G800	R.46	
1G238203	A.24		8G8641	K.3		11G93	A.26		14G3722	N.13	
			8G8694	M.3		11G95	A.7		14G6451	R.45	
4G2541	O.1		8G8903	H.8		11G95	A.28				
4G2541	R.3		8G8903	K.7		11G96	A.2		24G1345	N.13	
4G2541	R.8		8G9124	R.38		11G96	A.20		24G1346	R.15	
4G2541	R.43		8G9125	R.38		11G97	A.2				
			8G9126	R.39		11G97	A.23				
			8G9127	R.38		11G136	A.3		48G31	A.5	
8G500	F.4		8G9128	R.38		11G136	A.24		48G127	F.1	
8G586	B.3		8G9129	R.38		11G176	A.18		48G129	F.1	
8G555	H.3		8G217510	A.3		11G176	A.33		48G138	A.12	
8G555	H.7		8G217520	A.3		11G193	A.5		48G143	A.13	
8G555	K.6		8G217530	A.3		11G193	A.26		48G157	A.1	
8G612	A.6		8G217540	A.3		11G200	A.11		48G159	A.1	
8G612	A.26		8G228510	A.3		11G200	A.31		48G160	A.12	
8G619	A.9		8G228510	A.24		11G203	A.3		48G170	F.1	
8G619	A.30		8G228520	A.3		11G203	A.24		48G186	A.1	
8G688	A.9		8G228520	A.24		11G241	A.4		48G187	A.3	
8G688	A.30		8G228530	A.3		11G241	A.25		48G206	F.3	
8G698	A.11		8G228530	A.24		11G291	A.6		48G207	A.5	
8G698	A.31		8G228540	A.3		11G813	A.5		48G207	A.26	
8G724	A.11		8G228540	A.24		11G813	A.24		48G212	A.20	
8G724	A.32		8G228810	A.3		11G1167	A.24		48G213	A.21	
8G742	A.11		8G228820	A.3		11G2007	N.3		48G214	A.21	
8G742	A.31		8G228830	A.3		11G3022	F.3		48G215	A.26	
8G742	A.31		8G228840	A.3		11G3026	F.3		48G216	A.26	
8G2175	A.3		8G228840	A.24		11G3027	F.3		48G217	A.21	
8G2176	A.21		8G232310	A.24		11G3028	F.3		48G218	A.21	
8G2282	A.35		8G232320	A.24		11G3029	F.3		48G219	A.21	
8G2283	A.3		8G232330	A.24		11G3063	F.3		48G220	A.34	
8G2283	A.21		8G232340	A.24		11G3064	F.3		48G220	A.14	
8G2285	A.24		8G233510	A.24		11G3079	F.2		48G221	A.30	
8G2288	A.3		8G233520	A.24		11G3092	F.3		48G222	A.5	
8G2323	A.24		8G233530	A.24		11G3127	F.3		48G226	A.21	
8G2325	A.35		8G233540	A.24		11G3128	F.3		48G242	A.14	
8G2373	A.21					11G3129	F.3		48G242	A.34	
8G2373	A.14		11G10	A.8		11G3131	F.2		48G242	A.34	
8G2373	A.34		11G10	A.29		11G3132	F.2		48G252	F.1	
8G8183	G.1		11G12	A.8		11G3133	F.2		48G258	A.24	
8G8194	K.7		11G12	A.29		11G3134	F.2				
8G8195	H.9		11G14	A.1		11G3135	F.2		88G210	A.27	
8G8197	H.9		11G14	A.21		11G3137	F.2				
8G8219	E.4		11G15	A.18		11G3140	F.2		11H353	A.1	
8G8224	M.3		11G15	A.29		11G3187	F.2		11H353	A.21	
8G8243	H.4		11G45	A.5		11G3193	F.4		1H501	A.7	
8G8249	E.4		11G45	A.26		11G3195	F.4		1H591	A.28	
8G8306	H.4		11G62	A.5		11G3196	F.4		1H605	A.3	
8G8307	H.4		11G62	A.26		11G3199	F.4		1H605	A.24	
8G8348	E.1		11G64	A.9		11G3223	F.3		1H651	A.4	
									1H651	A.25	



## PART NUMBER INDEX—continued

Part Number	Page	Amdt. Number	Part Number	Page	Amdt. Number	Part Number	Page	Amdt. Number	Part Number	Page	Amdt. Number
1H686	A.5		1H1152	A.31		2H4245	B.3		3H2648	S.1	
1H701	A.3		1H1153	A.11		2H4246	B.3		3H2695	B.2	
1H703	A.3		1H1153	A.31		2H4646	A.6		3H2696	B.2	
1H721	A.7		1H1198	A.8		2H4810	E.4		3H2825	N.3	
1H721	A.28		1H1198	A.29		2H4905	A.4		3H2865	F.3	
1H723	A.5		1H1319	A.5		2H4905	A.25		3H2962	N.5	
1H723	A.26		1H1319	A.26		2H4992	N.14		3H2962	N.6	
1H727	A.6		1H1320	A.5		2H5003	R.30		3H2962	N.7	
1H727	A.27		1H1320	A.26		2H5003	R.38		3H2963	J.1	
1H730	A.3		1H1321	A.5		2H5003	R.37		3H3098	N.3	
1H730	A.24		1H1321	A.26		2H5004	R.31				
1H756	A.8		1H1323	A.5		2H5004	R.33		7H1709	P.1	
1H756	A.29		1H1329	A.6		2H5004	R.36		7H1764	A.9	
1H765	A.4		1H1339	A.6		2H5004	R.37		7H1764	A.30	
1H765	A.25		1H1339	A.27		2H5004	R.38		7H1792	A.8	
1H811	B.1		1H1419	A.5		2H8041	R.43		7H1792	A.29	
1H813	A.1		1H1420	A.5					7H1793	A.8	
1H813	A.21		1H3087	F.4		3H544	M.3		7H1793	A.29	
1H821	A.7		1H3092	F.2		3H549	M.3		7H1805	P.1	
1H821	A.25		1H3138	F.1		3H550	E.2		7H1806	P.1	
1H822	A.4		1H3151	F.3		3H550	H.4		7H1948	A.9	
1H822	A.25		1H3241	F.2		3H550	M.3		7H1948	A.30	
1H840	A.7		1H3257	F.2		3H550	M.5		7H1952	A.9	
1H840	A.23		1H3258	F.2		3H554	E.2		7H1952	A.30	
1H841	B.3		1H3273	F.1		3H576	A.2		7H1965	A.9	
1H871	A.7		1H3275	F.1		3H576	A.21		7H1965	A.30	
1H871	A.28		1H3277	F.3		3H868	E.4		7H1968	A.9	
1H873	A.7		1H3304	F.2		3H876	E.3		7H1968	A.30	
1H898	A.9		1H3305	F.3		3H949	N.3		7H1969	A.9	
1H898	A.30		1H3315	F.5		3H950	A.18		7H1969	A.30	
1H919	B.3		1H3362	F.1		3H950	N.3		7H1980	R.45	
1H922	A.9		1H3364	F.1		3H952	N.2		7H1985	R.15	
1H922	A.30		1H3364	H.1		3H1031	N.5		7H1986	R.45	
1H998	A.11		1H3364	H.5		3H1031	N.6		7H1993	R.45	
1H1001	A.12		1H3368	F.4		3H1031	N.7		7H1995	R.45	
1H1001	A.33		1H082210	A.4		3H1457	N.12		7H1996	R.45	
1H1025	A.30		1H082210	A.25		3H1831	N.10		7H1997	R.45	
1H1052	A.10		1H082220	A.4		3H1835	N.4		7H1998	R.45	
1H1052	A.30		1H082220	A.25		3H1836	N.4		7H3001	E.1	
1H1053	A.10					3H1894	N.3		7H3048	E.1	
1H1053	A.30		2H326	A.4		3H1911	N.4		7H3067	E.1	
1H1056	A.10		2H326	A.25		3H2006	A.6		7H3069	E.1	
1H1056	A.30		2H1082	D.3		3H2006	A.27		7H3078	E.1	
1H1059	A.5		2H2617	N.9		3H2098	A.10		7H3085	E.1	
1H1067	A.9		2H2617	N.14		3H2138	B.1		7H3169	E.1	
1H1068	A.9		2H2646	S.1		3H2138	B.2		7H3171	E.1	
1H1068	A.30		2H2704	N.14		3H2287	H.4		7H3193	E.1	
1H1069	A.9		2H3383	R.42		3H2287	M.5		7H3196	E.1	
1H1069	A.30		2H3406	N.14		3H2287	M.6		7H3197	E.1	
1H1149	A.30		2H4185	N.3		3H2424	M.5		7H3213	E.1	
1H1149	A.31		2H4243	B.3		3H2428	H.4		7H3214	E.1	
1H1152	A.11		2H4244	B.3		3H2428	K.3		7H3277	E.1	

PART NUMBER INDEX—continued

Part Number	Page	Amdt. Number	Part Number	Page	Amdt. Number	Part Number	Page	Amdt. Number	Part Number	Page	Amdt. Number
7H13565	J.2		7H15390	N.1		7H18203	K.7		7H8355	M.3	
7H13762	J.2		7H15483	N.5		7H18206	H.8		7H8358	N.5	
7H13763	J.2		7H15522	N.4		7H18206	K.7		7H9781	R.13	
7H13858	G.1		7H15529	N.2		7H18207	H.8		7H9827	R.1	
7H13863	G.1		7H15536	N.9		7H18207	K.7		7H9827	R.5	
7H13865	G.1		7H15582	N.5		7H18209	K.7		7H9828	R.1	
7H13877	G.1		7H15582	N.6		7H18210	K.7		7H9828	R.5	
7H13878	G.1		7H15582	N.7		7H18212	H.8		7H9830	N.3	
7H13879	G.1		7H15582	N.8		7H18212	K.7		7H9832	R.44	
7H13880	G.1		7H15582	N.11		7H18221	K.7		7H9833	R.44	
7H14419	E.4		7H16255	J.2		7H18222	H.8		7H9834	R.44	
7H14451	E.3		7H16834	M.3		7H18222	K.7		7H9864	R.33	
7H14726	E.3		7H16836	R.45		7H18223	M.4		7H9864	R.36	
7H14751	E.3		7H16838	N.5		7H18224	M.4		7H9866	R.33	
7H14752	E.3		7H16838	N.6		7H18226	M.4		7H9866	R.36	
7H14756	E.3		7H16838	N.7		7H18227	M.4		7H9868	R.33	
7H14757	E.3		7H16887	N.2		7H18229	M.4		7H9868	R.36	
7H4944	E.3		7H17003	E.2		7H18231	M.4		7H9914	R.15	
7H4973	E.4		7H17004	E.2		7H18232	M.4		7H9958	R.14	
7H4976	E.3		7H17022	M.3		7H18233	M.4		7H9960	R.30	
7H5028	N.1		7H17308	H.4		7H18235	M.4		7H9962	R.32	
7H5031	N.1		7H17398	H.4		7H18237	M.4		7H9962	R.35	
7H5038	N.2		7H17394	M.3		7H18239	H.8		7H9964	R.31	
7H5039	N.2		7H17485	M.3		7H18240	H.8				
7H5040	N.2		7H17489	M.3		7H18241	H.8		12H14	A.2	
7H5041	N.2		7H17500	E.2		7H18243	H.8		12H15	A.2	
7H5042	N.2		7H17847	H.4		7H18244	H.8		12H16	A.2	
7H5043	N.2		7H17923	H.4		7H18245	H.8		12H17	A.2	
7H5045	N.2		7H17925	M.3		7H18246	H.8		12H18	A.6	
7H5046	N.2		7H17928	H.4		7H18247	H.8		12H37	A.6	
7H5047	N.2		7H17930	H.4		7H18252	H.8		12H37	A.26	
7H5048	N.2		7H17931	H.4		7H18252	K.7		12H51	B.2	
7H5049	N.2		7H17932	H.4		7H18253	H.8		12H54	A.3	
7H5050	N.2		7H17935	H.4		7H18254	H.8		12H67	A.11	
7H5051	N.2		7H17936	H.4		7H18255	H.8		12H67	A.31	
7H5066	N.4		7H17939	H.4		7H18257	K.7		12H71	A.10	
7H5067	N.4		7H17940	H.4		7H18258	H.8		12H71	A.28	
7H5071	N.1		7H17942	H.4		7H18259	H.8		12H74	A.9	
7H5086	B.1		7H17943	H.4		7H18260	H.8		12H74	A.30	
7H5121	N.10		7H17954	E.2		7H18261	K.7		12H90	B.3	
7H5122	N.10		7H17956	E.2		7H18262	H.8		12H01	A.3	
7H5123	N.8		7H17957	E.2		7H18263	H.8		12H08	A.3	
7H5128	N.4		7H17958	E.2		7H18264	M.4		12H152	A.7	
7H5130	N.13		7H17959	E.2		7H18265	M.4		12H152	A.28	
7H5156	N.2		7H17973	H.4		7H18266	M.4		12H156	A.7	
7H5182	N.10		7H17974	E.2		7H18267	M.4		12H156	A.26	
7H5185	N.10		7H17983	E.2		7H18268	M.4		12H165	A.3	
7H5202	N.10		7H18201	H.8		7H18269	M.4		12H178	A.1	
7H5376	N.1		7H18201	K.7		7H18270	H.8		12H179	A.2	
7H5387	N.1		7H18202	H.8		7H18270	K.7		12H373	B.1	
7H5388	N.1		7H18202	K.7		7H18338	N.5		12H389	A.26	
7H5389	N.1		7H18203	H.8		7H18338	N.7		12H390	A.26	

PART NUMBER INDEX—continued

Part Number	Page	Amdt. Number	Part Number	Page	Amdt. Number	Part Number	Page	Amdt. Number	Part Number	Page	Amdt. Number
12H395	A.30		12H001520	A.2		12H045513	A.22		17H1446	A.30	
12H397	A.30		12H001530	A.2		12H045516	A.22		17H1447	A.9	
12H398	A.29		12H001540	A.2		12H045523	A.22		17H1447	A.30	
12H424	A.24		12H001610	A.2		12H045526	A.22		17H1448	A.9	
12H426	A.24		12H001620	A.2		12H045533	A.22		17H1448	A.30	
12H428	A.24		12H001630	A.2		12H045536	A.22		17H1449	A.9	
12H433	A.6		12H001640	A.2		12H045543	A.22		17H1449	A.30	
12H433	A.20		12H001702	A.2		12H045546	A.22		17H1481	O.2	
12H434	A.26		12H001704	A.2		12H085510	A.22		17H1556	A.9	
12H435	A.26		12H001706	A.2		12H085520	A.22		17H1556	A.30	
12H436	A.26		12H017803	A.1(a)		12H085530	A.22		17H1558	A.9	
12H437	A.22		12H017806	A.1(a)		12H085540	A.22		17H1558	A.30	
12H439	A.26		12H017810	A.1		13H21	E.2		17H1559	A.9	
12H440	A.22		12H017813	A.1(a)		13H23	N.10		17H1559	A.30	
12H441	A.22		12H017816	A.1(a)		13H219	N.1		17H1574	R.45	
12H442	A.22		12H017820	A.1		13H227	R.13		17H1586	O.1	
12H455	A.20		12H017823	A.1(a)		13H231	R.13		17H1595	R.45	
12H458	B.1		12H017826	A.1(a)		13H346	N.8		17H1608	R.45	
12H525	A.33		12H017830	A.1(a)		13H425	N.1		17H1658	O.1	
12H579	E.1		12H017833	A.1(a)		13H559	N.2		17H1712	A.8	
12H587	A.22		12H017836	A.1(a)		13H772	A.11		17H1712	A.29	
12H771	A.25		12H017840	A.1		13H772	A.32		17H1802	R.45	
12H773	A.22		12H017902	A.2		13H923	A.13		17H1821	O.2	
12H775	A.22		12H017904	A.2		13H923	A.33		17H1940	R.46	
12H850	B.1		12H017906	A.2		13H923	A.33		17H2400	R.45	
12H855	A.22		12H043703	A.22		13H1984	E.4		17H2401	R.45	
12H866	A.6		12H043706	A.22		17H1	R.45		17H2403	R.45	
12H866	A.24		12H043713	A.22		17H31	A.4		17H2724	E.1	
12H941	A.7		12H043716	A.22		17H31	A.25		17H3723	M.3	
12H941	A.28		12H043723	A.22		17H292	O.1		17H3811	J.2	
12H950	A.7		12H043726	A.22		17H293	O.1		17H3818	G.1	
12H950	A.28		12H043733	A.22		17H295	O.1		17H3819	G.1	
12H981	A.7		12H043736	A.22		17H298	O.2		17H3839	J.2	
12H981	A.28		12H043743	A.22		17H299	O.2		17H3840	J.2	
12H984	A.8		12H043746	A.22		17H341	A.14		17H3841	J.2	
12H984	A.29		12H043910	A.22		17H341	A.34		17H3873	J.2	
12H1178	A.10		12H043920	A.22		17H343	A.4		17H3874	J.2	
12H1178	A.31		12H043930	A.22		17H343	A.25		17H3875	J.2	
12H1306	A.4		12H043940	A.22		17H500	O.1		17H3925	J.2	
12H1306	A.25		12H044010	A.22		17H518	R.45		17H3928	G.1	
12H1387	A.2		12H044020	A.22		17H630	O.1		17H3955	G.1	
12H1387	A.23		12H044030	A.22		17H756	O.1		17H4010	E.4	
12H001203	A.1(a)		12H044040	A.22		17H757	O.1		17H4021	E.4	
12H001206	A.1(a)		12H044110	A.22		17H827	R.45		17H4123	E.3	
12H001223	A.1(a)		12H044120	A.22		17H846	A.9		17H4508	E.3	
12H001233	A.1(a)		12H044130	A.22		17H846	A.30		17H4509	E.3	
12H001243	A.1(a)		12H044140	A.22		17H932	O.1		17H4510	E.3	
12H001410	A.2		12H044202	A.22		17H932	O.2		17H4544	E.3	
12H001420	A.2		12H044204	A.22		17H1304	O.1		17H4561	E.3	
12H001430	A.2		12H044206	A.22		17H1343	O.1		17H4712	E.4	
12H001440	A.2		12H045503	A.22		17H1346	O.1		17H4755	E.3	
12H001510	A.2		12H045506	A.22		17H1446	A.9				

## PART NUMBER INDEX—continued

Part Number	Page	Amdt. Number	Part Number	Page	Amdt. Number	Part Number	Page	Amdt. Number	Part Number	Page	Amdt. Number
17H4827	E.3		17H5442	N.13		17H8146	R.44		27H5253	N.5	
17H4831	E.3		17H5444	N.2		17H8147	R.44		27H5253	N.6	
17H5064	B.1		17H5469	B.1		17H8148	R.44		27H5253	N.7	
17H5065	B.1		17H5483	N.3		17H9510	R.37		27H5278	N.3	
17H5066	B.1		17H5484	N.3		17H9735	R.14		27H5354	N.5	
17H5069	B.1		17H5485	N.3		17H9736	R.14		27H5354	N.6	
17H5071	B.1		17H5512	N.13		17H9737	R.14		27H5354	N.7	
17H5095	B.1		17H5530	N.1		17H9738	R.14		27H5354	N.8	
17H5106	B.1		17H5531	B.1		17H9739	R.14		27H5511	N.3	
17H5106	B.2		17H5532	B.1		17H9740	R.14		27H7304	H.4	
17H5118	B.1		17H5543	N.7		17H9742	R.14		27H7305	H.4	
17H5145	N.5		17H5546	N.7		17H9743	R.14		27H9022	R.12	
17H5145	N.7		17H6425	J.1		17H9744	R.15		27H9023	R.13	
17H5147	N.5		17H6538	J.4		17H9930	R.15		27H9025	R.13	
17H5147	N.6		17H6539	J.4		17H9934	R.16		27H9026	R.13	
17H5147	N.7		17H6679	A.4		17H9935	R.16		27H9054	R.13	
17H5147	N.8		17H6679	A.25		17H9989	R.15		27H9055	R.13	
17H5205	N.5		17H6680	A.4					27H9824	R.12	
17H5205	N.6		17H6680	A.25		22H12	E.1		27H9863	R.44	
17H5205	N.7		17H6861	M.3		22H114	E.1				
17H5216	N.11		17H6823	N.1		22H35	F.2		37H613	O.1	
17H5217	N.1		17H6880	J.4		22H51	F.3		27H996	A.9	
17H5230	N.8		17H6881	J.4		22H54	F.3		37H996	A.27	
17H5231	N.5		17H7108	M.5		22H56	F.1		37H5169	N.13	
17H5231	N.6		17H7109	M.3		22H73	F.1		37H5181	N.14	
17H5231	N.7		17H7141	M.5		22H83	F.3		37H5190	N.5	
17H5231	N.8		17H7203	H.4		22H124	F.1		37H5190	N.6	
17H5232	N.5		17H7324	M.3		22H475	F.1		37H5190	N.7	
17H5232	N.7		17H7480	M.3					37H5190	N.8	
17H5255	N.13		17H7526	M.5		27H387	O.1		37H5271	N.5	
17H5273	N.8		17H7571	M.3		27H387	O.2		37H5271	N.6	
17H5277	N.8		17H7679	K.3		27H602	R.45		37H5271	N.7	
17H5301	R.42		17H7702	M.3		27H972	O.2		37H5271	N.10	
17H5302	R.42		17H7703	M.3		27H1187	R.44		37H5271	B.1	
17H5306	N.5		17H7705	M.3		27H1190	R.45		37H5272	N.9	
17H5306	N.7		17H7707	H.4		27H1391	O.1		37H5273	N.13	
17H5307	N.9		17H7729	K.3		27H1391	O.2		37H5294	B.1	
17H5375	N.7		17H7730	K.3		27H1393	O.1		37H5308	N.9	
17H5388	N.13		17H7732	K.3		27H1480	R.46		37H5409	N.10	
17H5390	N.11		17H7733	K.3		27H1801	O.1		37H5410	N.10	
17H5394	N.5		17H7734	K.3		27H1801	O.3		37H5426	R.42	
17H5394	N.6		17H7735	K.3		27H1860	O.1		37H5437	N.13	
17H5394	N.7		17H7736	K.3		27H1861	O.1		37H5445	B.1	
17H5396	N.13		17H7737	K.3		27H2204	B.2		37H5452	N.9	
17H5400	N.9		17H7827	K.3		27H2204	N.5		37H5452	N.11	
17H5401	N.9		17H7873	K.3		27H2204	N.7		37H5459	N.11	
17H5422	B.1		17H7874	K.3		27H3253	N.6		37H5490	N.9	
17H5423	B.1		17H7878	E.2		27H3279	E.1		37H5520	N.10	
17H5431	N.13		17H7886	M.3		27H3338	N.8		37H5525	N.9	
17H5432	N.18		17H7926	K.3		27H3574	N.1		37H5527	N.10	
17H5433	N.1		17H8112	E.3		27H3597	N.1		37H5528	N.10	
17H5441	N.13		17H8113	E.3		27H4648	K.3		37H5531	N.10	
						27H4649	K.3		37H5588	N.5	

PART NUMBER INDEX—continued

Part Number	Page	Amdt. Number	Part Number	Page	Amdt. Number	Part Number	Page	Amdt. Number	Part Number	Page	Amdt. Number
37H5588	N.7		47H5395	N.1		57H5440	R.43		HBZ0513	A.7	
37H9708	R.13		47H5417	N.14		57H5443	R.43		HBZ0513	A.12	
37H9716	R.12		47H5418	N.14		57H5477	B.1		HBZ0513	A.32	
37H9730	R.12		47H5419	N.14		57H5478	B.1		HBZ0514	A.28	
37H9776	R.17		47H5479	N.11					HBZ0515	F.4	
37H9915	R.43		47H5480	N.9		67H5008	N.2		HBZ0518	J.3	
37H9917	R.43		47H5496	N.14		67H5010	N.2		HBZ0520	F.4	
37H9946	R.44		47H5504	N.9		67H5012	N.2		HBZ0522	A.17	
37H9947	R.44		47H5505	N.9		67H5013	N.2		HBZ0522	A.26	
37H9950	R.32		47H5506	N.9		67H5014	N.2		HBZ0610	R.12	
37H9964	R.32		47H5507	N.9		67H5024	N.8		HBZ0611	K.1	
37H9967	R.44		47H5508	N.9		67H5025	N.8		HBZ0616	R.20	
37H9968	R.44		47H5522	N.14		67H5026	N.8		HBZ0620	R.20	
37H9970	R.44		47H5528	N.5		67H5028	N.5		HBZ0622	N.1	
37H9971	R.44		47H5564	N.8		67H5028	N.6		HBZ0624	M.3	
37H9972	R.44		47H5570	B.1		67H5028	N.7		HBZ0628	M.2	
37H9973	R.44		47H5589	N.4		67H5029	N.8		HBZ0728	L.1	
37H9974	R.43		47H5633	N.9					HBZ0730	R.21	
			47H9510	R.44		97H474	D.3		HBZ0732	R.21	
47H5100	N.2		47H9651	N.11		97H499	R.31		HBZ0826	A.14	
47H5124	N.5					97H499	R.88				
47H5124	N.6		57H5010	N.8		97H626	N.1		HCS1217	C.1	
47H5125	N.5		57H5047	B.2		97H717	R.38		HCS0404	R.43	
47H5125	N.6		57H5049	B.2		97H2031	L.1				
47H5126	N.5		57H5050	B.2		97H2048	D.3		HCZ0510	F.1	
47H5126	N.6		57H5051	B.1		97H2049	D.3		HCZ0615	E.2	
47H5126	N.7		57H5081	N.3		97H2050	D.3				
47H5126	N.8		57H5084	N.1		97H2056	D.3		HNS0406	A.3	
47H5164	B.2		57H5085	N.1		97H2627	S.1		HNS0406	A.24	
47H5166	N.14		57H5128	N.10		97H2797	J.4		HNS0407	A.8	
47H5249	B.1		57H5133	B.2		H7336	R.11		HNS0407	A.29	
47H5250	B.1		57H5258	N.9					HNS0407	F.2	
47H5339	N.2		57H5259	N.11		HBN0412	4.4		HNS0408	A.8	
47H5340	N.2		57H5292	N.8		HBN0412	A.25		HNS0408	A.29	
47H5341	N.2		57H5336	N.7		HBN0509	F.4		HNS0414	A.8	
47H5342	N.2		57H5341	N.1		HBN0512	K.3		HNS0414	A.29	
47H5346	N.2		57H5353	N.8		HBN0522	F.4		HNS0506	O.1	
47H5355	N.11		57H5368	N.8		HBN0610	J.2				
47H5356	N.11		57H5368	N.10					HPZ0404	C.1	
47H5357	N.11		57H5382	N.8		HBZ0408	M.5		HPZ0405	A.18	
47H5358	N.11		57H5399	N.11		HBZ0408	R.18		HPZ0406	O.1	
47H5359	N.11		57H5400	N.11		HBZ0409	D.2		HPZ0508	M.2	
47H5360	N.11		57H5401	N.11		HBZ0416	D.3		HPZ0508	R.3	
47H5362	N.11		57H5406	B.2		HBZ0422	A.15				
47H5363	N.11		57H5420	B.2		HBZ0422	D.3		HZS0403	A.7	
47H5365	N.5		57H5421	B.2		HBZ0436	M.1		HZS0403	R.28	
47H5388	N.1		57H5435	R.42		HBZ0510	A.10		HZS0404	A.9	
47H5389	N.1		57H5436	R.43		HBZ0510	F.4		HZS0404	A.17	
47H5390	N.1		57H5437	R.43		HBZ0510	M.7		HZS0404	A.27	
47H5391	N.1		57H5438	R.42		HBZ0512	A.28		HZS0404	R.17	
47H5393	N.1		57H5439	R.43		HBZ0512	K.4		HZS0405	A.18	
47H5394	N.1		57H5440	R.43		HBZ0512	K.9		HZS0405	A.19	

PART NUMBER INDEX—continued

Part Number	Page	Amdt. Number	Part Number	Page	Amdt. Number	Part Number	Page	Amdt. Number	Part Number	Page	Amdt. Number
HZS0405	B.2		HZS0506	M.1		2K4936	O.2		2K8159	A.15	
HZS0405	F.1		HZS0506	M.2		2K4954	A.2		2K8160	H.2	
HZS0405	M.7		HZS0506	M.6		2K4954	A.21		2K8160	H.7	
HZS0405	N.3		HZS0506	N.9		2K4958	A.7		2K8169	A.1	
HZS0405	N.10		HZS0506	Q.2		2K4958	A.28		2K8169	A.21	
HZS0405	R.2		HZS0506	R.43		2K4958	F.1		2K8568	A.6	
HZS0405	R.3		HZS0507	A.16		2K4971	F.4		2K8568	A.27	
HZS0405	R.7		HZS0507	C.1		2K4974	A.11		2K8623	A.1	
HZS0405	R.8		HZS0507	E.1		2K4974	A.31		2K8623	A.21	
HZS0405	R.18		HZS0507	K.4		2K4975	A.2		2K8645	N.1	
HZS0405	R.26		HZS0507	K.8		2K4975	A.21		2K8686	E.2	
HZS0406	A.7		HZS0507	M.1		2K4982	A.8		2K8686	M.5	
HZS0406	A.13		HZS0508	A.4		2K3982	A.29		2K8686	M.6	
HZS0406	A.28		HZS0508	A.23		2K4992	A.1		2K8938	H.1	
HZS0406	A.23		HZS0508	J.2		2K4993	A.21		2K8938	H.5	
HZS0406	A.35		HZS0508	K.4		2K5163	A.10		2K8960	F.3	
HZS0406	O.2		HZS0508	K.8		2K5163	A.30		2K9932	A.10	
HZS0406	R.44		HZS0508	M.1		2K5164	A.10		2K9932	A.28	
HZS0407	F.5		HZS0508	Q.2		2K5164	A.30				
HZS0407	H.8		HZS0508	R.2		2K5197	A.7		6K26	A.3	
HZS0407	K.7		HZS0508	R.6		2K5197	A.28		6K26	A.25	
HZS0407	N.12		HZS0509	A.31		2K5319	A.2		6K287	H.2	
HZS0407	R.46		HZS0509	A.11		2K5319	A.3		6K287	H.6	
HZS0416	B.2		HZS0509	J.2		2K5319	A.6		6K499	H.1	
HZS0504	K.4		HZS0510	E.3		2K5319	A.8		6K499	H.5	
HZS0504	K.9		HZS0510	M.4		2K5319	A.10		6K501	A.10	
HZS0504	M.7		HZS0510	Q.2		2K5319	A.28		6K501	A.30	
HZS0504	N.15		HZS0510	R.2		2K5319	A.24		6K503	H.1	
HZS0504	J.4		HZS0510	R.7		2K5319	A.27		6K503	H.5	
HZS0505	A.16		HZS0606	A.14		2K5319	A.30		6K528	F.2	
HZS0505	A.17		HZS0606	Q.1		2K5319	A.31		6K529	F.1	
HZS0505	D.3					2K5319	E.1		6K629	A.3	
HZS0505	H.10		JEN0708	S.1		2K5319	F.4		6K629	A.24	
HZS0505	J.3		JEN0910	S.1		2K5830	F.1		6K638	A.1	
HZS0505	K.5		JEN1112	S.1		2K6534	F.4		6K638	A.8	
HZS0505	K.9					2K6544	H.1		6K638	A.9	
HZS0505	M.1		1K51	A.1		2K6544	H.5		6K638	A.21	
HZS0505	M.2		1K51	A.19		2K6633	A.4		6K638	A.30	
HZS0505	M.5		1K372	A.5		2K6633	A.25		6K638	A.31	
HZS0505	M.7		1K372	A.26		2K6804	A.5		6K639	A.9	
HZS0505	N.12		1K800	A.5		2K6804	A.26		6K639	A.30	
HZS0505	R.19		1K800	A.26		2K7140	A.7		6K649	B.3	
HZS0506	A.2		1K2141	A.10		2K7140	A.28		6K650	B.3	
HZS0506	A.7		1K2141	A.30		2K7435	H.1		6K842	H.1	
HZS0506	A.10		1K2142	A.10		2K7435	H.5		6K842	H.5	
HZS0506	A.16		1K2142	A.10		2K7440	A.7		6K871	A.5	
HZS0506	A.23		1K2142	A.30		2K7440	A.25		6K871	A.20	
HZS0506	A.28					2K7477	H.3		6K872	A.5	
HZS0506	A.31		2K1356	F.1		2K7477	H.7		6K872	A.23	
HZS0506	D.7		2K4608	A.1		2K7993	H.1		6K873	A.5	
HZS0506	J.1		2K4608	A.5		2K7993	H.5		6K873	A.26	
HZS0506	J.3		2K4608	A.26		2K8158	F.1		6K874	A.1	

PART NUMBER INDEX—continued

Part Number	Page	Amdt. Number	Part Number	Page	Amdt. Number	Part Number	Page	Amdt. Number	Part Number	Page	Amdt. Number
6K874	A.21		53K126	R.1		LFS109	R.33		LWN304	A.8	
6K875	H.2		53K126	R.2		LFS109	R.36		LWN304	A.13	
6K875	H.6		53K126	R.3					LWN304	A.27	
6K878	A.5		53K126	R.7		LNN208	A.21		LWN304	A.29	
6K878	A.26		53K126	R.10					LWN304	A.33	
6K881	A.3		53K126	R.18		LNZ103	R.18		LWN304	F.2	
6K881	A.24		53K126	R.41		LNZ104	A.31		LWN305	A.2	
6K884	F.3		53K126	R.43		LNZ104	D.3		LWN305	A.3	
6K885	F.1		53K147	F.1		LNZ104	O.2		LWN305	A.5	
6K886	F.1		53K149	N.2		LNZ104	R.10		LWN305	A.8	
6K899	A.1		53K155	R.46		LNZ105	A.16		LWN305	A.10	
6K899	A.21		53K162	F.1		LNZ105	G.1		LWN305	A.20	
6K907	F.1		53K257	A.1		LNZ105	M.7		LWN305	A.21	
6K908	F.1		53K257	A.21		LNZ105	H.8		LWN305	A.23	
6K9012	F.1		53K371	A.6		LNZ106	K.4		LWN305	A.26	
6K9777	R.39		53K371	A.26		LNZ106	K.8		LWN305	A.28	
			53K490	A.5		LNZ106	M.7		LWN305	E.1	
11K399	A.6		53K490	A.26		LNZ107	K.9		LWN305	F.4	
11K399	A.27		53K531	A.5		LNZ108	A.16		LWN305	H.4	
11K8276	M.3		53K1206	A.26		LNZ110	K.1		LWN306	A.11	
11K9808	N.3		53K1206	A.11		LNZ110	K.6		LWN306	A.31	
			53K1433	A.31		LNZ203	R.18		LWN307	H.1	
21K8564	M.3		53K1433	A.11		LNZ204	R.16		LWN307	H.5	
			53K1433	F.5		LNZ204	R.44		LWN404	A.3	
51K245	A.1		53K1776	A.7		LNZ205	A.12		LWN404	A.21	
51K245	A.21		53K1776	A.28		LNZ205	A.32		LWN404	F.2	
51K246	A.1		53K1777	A.7		LNZ205	E.3		LWN404	F.4	
51K246	A.21		53K1777	A.28		LNZ205	J.2		LWN404	M.3	
51K267	A.1		53K2017	B.2		LNZ205	M.3		LWN404	H.8	
51K267	A.21		53K2171	A.1		LNZ205	M.4		LWN404	K.7	
51K330	K.6		53K2171	A.21		LNZ205	R.43		LWN405	R.43	
51K371	A.5		53K2172	F.1		LNZ206	A.10		LWN406	R.13	
51K371	A.26		53K2236	A.13		LNZ206	A.28		LWN504	R.15	
51K881	A.5					LNZ206	F.4		LWN505	K.3	
51K881	A.26		5L286	N.14		LNZ210	K.1		LWN506	M.5	
51H886	H.1		5L289	N.14		LNZ210	K.6		LWN510	E.2	
51K886	H.5		5L321	N.10		LNZ310	K.1		LWN510	M.5	
51K893	A.5								LWN510	M.6	
51K893	A.26		LFP116	R.31		LWN204	A.7		LWN606	E.3	
51K894	A.1		LFP116	R.38		LWN204	A.8				
51K894	A.21		LFP810	R.9		LWN204	A.25		LWZ202	B.3	
51K1022	A.3		LFP1500	R.31		LWN204	A.26		LWZ202	R.10	
51K1022	A.25		LFP1525	R.30		LWN204	B.2		LWZ202	R.18	
51K1030	F.4					LWN204	F.5		LWZ202	R.42	
51K1031	F.4		LFS100	R.31		LWN205	A.7		LWZ203	A.17	
51K1178	A.5		LFS100	R.33		LWN205	A.25		LWZ203	C.1	
51K1178	A.26		LFS100	R.35		LWN205	J.2		LWZ203	D.7	
51K1380	H.4		LFS100	R.37		LWN206	N.2		LWZ203	M.8	
51K1382	A.3		LFS100	R.38		LWN208	A.1		LWZ203	N.3	
51K1388	A.3		LFS107	R.31		LWN208	L.1		LWZ203	N.4	
51K1388	A.24		LFS107	R.37		LWN208	A.21		LWZ203	N.8	
51K1774	A.24		LFS107	R.38		LWN304	A.6		LWZ203	N.9	

PART NUMBER INDEX—continued

Part Number	Page	Amdt. Number	Part Number	Page	Amdt. Number	Part Number	Page	Amdt. Number	Part Number	Page	Amdt. Number
LWZ203	N.10		LWZ204	R.5		LWZ206	E.2		LWZ505	K.6	
LWZ203	N.11		LWZ204	R.6		LWZ206	E.4				
LWZ203	N.13		LWZ204	R.7		LWZ206	H.4		MTZ603	R.35	
LWZ203	N.14		LWZ204	R.8		LWZ206	H.7				
LWZ203	N.15		LWZ204	R.17		LWZ206	H.10		PCR0207	O.2	
LWZ203	O.2		LWZ204	R.18		LWZ206	K.1		PCR0307	M.5	
LWZ203	R.1		LWZ204	R.19		LWZ206	K.4		PCR0307	M.6	
LWZ203	R.2		LWZ204	R.20		LWZ206	K.8		PCR0307	O.2	
LWZ203	R.3		LWZ204	R.45		LWZ206	M.1		PCR0309	M.5	
LWZ203	R.4		LWZ205	A.7		LWZ206	M.2		PCR0311	A.18	
LWZ203	R.1		LWZ205	A.13		LWZ206	M.3		PCR0311	E.3	
LWZ203	R.2		LWZ205	A.16		LWZ206	M.6		PCR0311	M.5	
LWZ203	R.3		LWZ205	A.17		LWZ206	Q.1		PCR0311	M.6	
LWZ203	R.5		LWZ205	A.18		LWZ206	R.12		PCR0311	N.15	
LWZ203	R.7		LWZ205	A.28		LWZ206	R.20		PCR0407	N.15	
LWZ203	R.8		LWZ205	B.2		LWZ206	R.21		PCR0409	E.2	
LWZ203	R.9		LWZ205	C.1		LWZ207	H.10		PCR0409	E.3	
LWZ203	R.10		LWZ205	D.3		LWZ207	K.3		PCR0411	E.2	
LWZ203	R.14		LWZ205	D.7		LWZ207	K.7		PCR0411	E.3	
LWZ203	R.18		LWZ205	G.1		LWZ207	L.1		PCR0507	M.8	
LWZ203	R.31		LWZ205	H.1		LWZ207	N.1		PCR0511	D.3	
LWZ203	R.34		LWZ205	H.5		LWZ207	R.20		PCR0607	N.15	
LWZ203	R.37		LWZ205	H.		LWZ208	A.1		PCR0609	N.13	
LWZ203	R.38		LWZ205	J.1		LWZ208	A.16		PCR0709	O.1	
LWZ203	R.41		LWZ205	J.2		LWZ208	A.21		PCR0809	R.35	
LWZ203	R.42		LWZ205	J.3		LWZ208	K.4		PCR0811	N.14	
LWZ203	R.43		LWZ205	J.4		LWZ208	K.5		PCR0813	R.46	
LWZ203	R.45		LWZ205	K.4		LWZ208	K.8		PCR1007	N.14	
LWZ203	R.46		LWZ205	K.5		LWZ208	K.9		PCR1011	N.14	
LWZ204	A.15		LWZ205	K.7		LWZ208	R.20				
LWZ204	A.16		LWZ205	K.8		LWZ208	R.21		PFS103	R.11	
LWZ204	A.17		LWZ205	K.9		LWZ212	F.2		PFS104	R.43	
LWZ204	B.2		LWZ205	M.1		LWZ212	H.2		PFS106	C.1	
LWZ204	C.1		LWZ205	M.2		LWZ212	H.6		PFS326	N.10	
LWZ204	D.2		LWZ205	M.5		LWZ302	O.1				
LWZ204	D.3		LWZ205	M.6		LWZ302	O.2		PJZ602	R.45	
LWZ204	K.4		LWZ205	M.7		LWZ303	R.45				
LWZ204	K.8		LWZ205	M.8		LWZ304	F.1		PMP0310	R.39	
LWZ204	M.1		LWZ205	N.9		LWZ305	A.7		PMP0508	N.7	
LWZ204	M.2		LWZ205	N.11		LWZ305	F.1		PMP0514	R.44	
LWZ204	M.5		LWZ205	N.12		LWZ305	F.4		PMP0518	N.9	
LWZ204	M.6		LWZ205	N.15		LWZ305	K.3				
LWZ204	M.7		LWZ205	Q.1		LWZ305	R.25		PMZ0208	R.10	
LWZ204	N.3		LWZ205	Q.2		LWZ306	A.7		PMZ0208	R.18	
LWZ204	N.10		LWZ205	R.2		LWZ306	A.25		PMZ0210	R.42	
LWZ204	N.12		LWZ205	R.3		LWZ306	A.28		PMZ0216	B.8	
LWZ204	N.13		LWZ205	R.4		LWZ403	R.2		PMZ0304	R.37	
LWZ204	O.1		LWZ205	R.7		LWZ403	R.5		PMZ0305	R.11	
LWZ204	Q.1		LWZ205	R.10		LWZ403	R.13		PMZ0306	M.8	
LWZ204	R.2		LWZ205	R.20		LWZ403	O.1		PMZ0306	N.9	
LWZ204	R.3		LWZ206	A.13		LWZ403	R.45		PMZ0306	N.14	
LWZ204	R.4		LWZ206	A.16		LWZ404	N.11		PMZ0306	N.15	

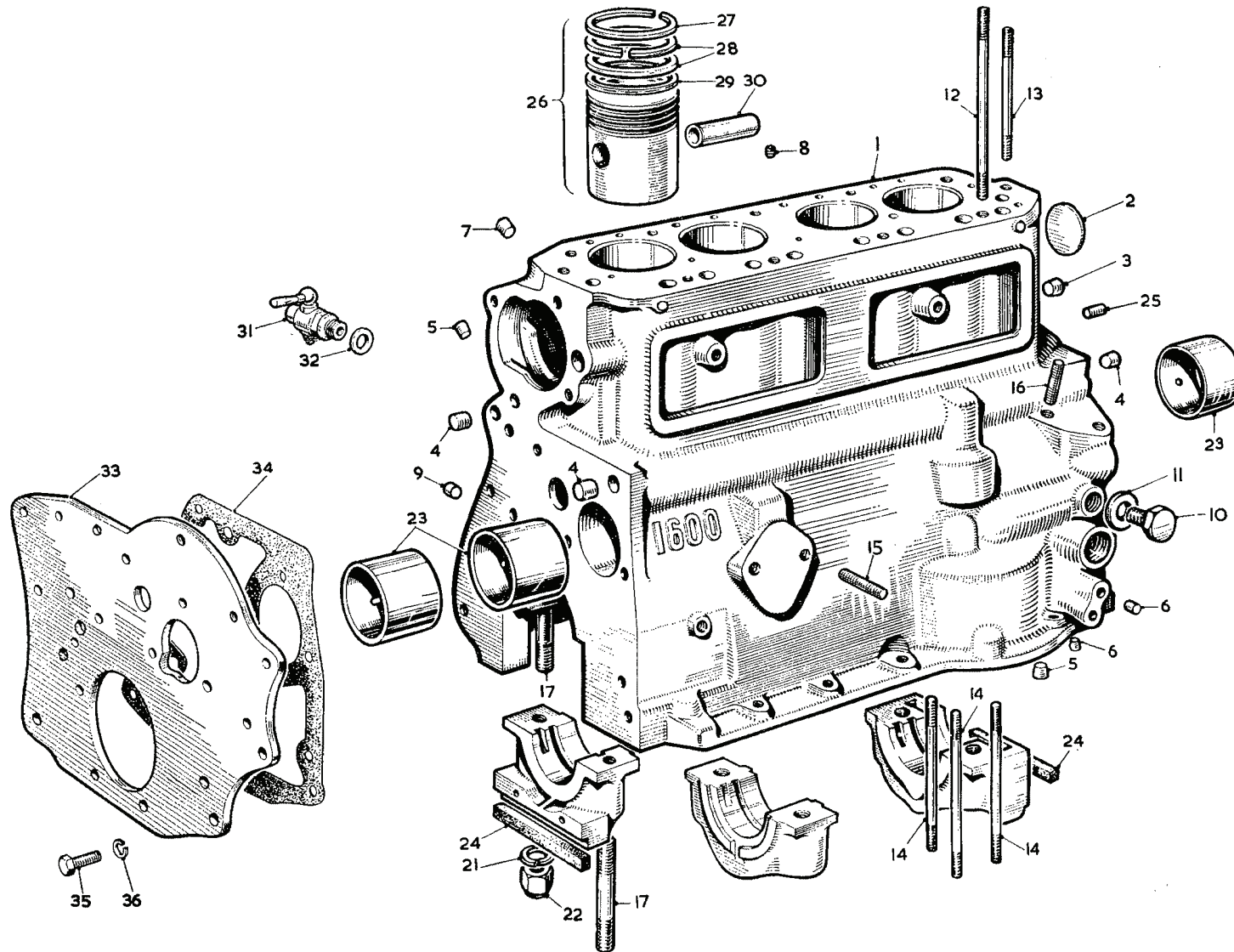


## PART NUMBER INDEX—continued

Part Number	Page	Amdt. Number	Part Number	Page	Amdt. Number	Part Number	Page	Amdt. Number	Part Number	Page	Amdt. Number
PMZ0306	R.14		PWN105	A.6		PWZ105	R.19		PWZ205	M.2	
PMZ0306	R.37		PWN105	A.8		PWZ105	R.44		PWZ205	M.7	
PMZ0307	N.3		PWN105	A.26		PWZ106	A.13		PWZ205	N.11	
PMZ0307	O.2		PWN105	A.29		PWZ106	H.8		PWZ205	Q.2	
PMZ0308	A.17		PWN106	A.5		PWZ106	K.4		PWZ205	R.2	
PMZ0308	A.31		PWN106	A.6		PWZ106	K.8		PWZ205	R.3	
PMZ0308	C.1		PWN106	A.23		PWZ106	R.12		PWZ205	R.7	
PMZ0308	N.3		PWN106	A.12		PWZ106	R.20		PWZ205	R.43	
PMZ0308	N.4		PWN106	A.32		PWZ106	R.21		PWZ206	H.10	
PMZ0308	N.9					PWZ107	J.2		PWZ206	Q.1	
PMZ0308	N.10		PWP105	N.9		PWZ107	K.5		PWZ206	Q.2	
PMZ0308	N.14		PWP105	J.4		PWZ107	K.9		PWZ206	R.21	
PMZ0308	N.15					PWZ107	L.1		PWZ208	R.20	
PMZ0308	R.1		PWZ102	B.3		PWZ107	M.7		PWZ208	R.21	
PMZ0308	R.5		PWZ103	C.2		PWZ107	R.20				
PMZ0308	R.11		PWZ103	M.7		PWZ110	K.1		RFN110	R.14	
PMZ0308	R.13		PWZ103	N.8		PWZ110	K.6		RFN204	R.43	
PMZ0308	R.10		PWZ103	R.41		PWZ202	R.10		RFN405	N.15	
PMZ0310	N.3		PWZ104	A.17		PWZ202	R.18				
PMZ0310	N.4		PWZ104	A.18		PWZ202	R.35		RFR103	A.20	
PMZ0310	N.8		PWZ104	A.19		PWZ203	Q.1		RFR103	N.9	
PMZ0310	R.3		PWZ104	A.35		PWZ203	R.1		RFR104	N.10	
PMZ0310	R.7		PWZ104	D.3		PWZ203	R.2		RFR110	N.8	
PMZ0314	N.14		PWZ104	D.7		PWZ203	R.5		RFR208	R.43	
PMZ0316	D.7		PWZ104	M.7		PWZ203	R.6		RFR209	R.43	
PMZ0316	M.8		PWZ104	N.1		PWZ203	R.7				
PMZ0316	R.46		PWZ104	N.3		PWZ203	R.10		RMP0204	R.15	
PMZ0320	N.4		PWZ104	O.2		PWZ203	R.12		RMP0307	R.39	
PMZ0408	R.19		PWZ104	Q.1		PWZ203	R.14		RMP0308	R.15	
PMZ0416	R.39		PWZ104	R.3		PWZ203	R.18		RMP0310	R.42	
PMZ0422	A.16		PWZ104	R.4		PWZ203	R.31		RMP0310	R.43	
PMZ0508	J.3		PWZ104	R.7		PWZ203	R.35		RMP0312	R.12	
PMZ0508	N.12		PWZ104	R.19		PWZ203	R.38		RMP0316	R.12	
			PWZ105	A.7		PWZ203	R.41				
PFZ0308	R.41		PWZ105	A.15		PWZ203	R.43		RMZ0310	R.2	
			PWZ105	A.24		PWZ204	B.2		RMZ0310	R.5	
			PWZ105	A.25		PWZ204	C.2				
PTP604	R.40		PWZ105	C.1		PWZ204	M.7		RTP404	R.31	
PTP604	R.43		PWZ105	E.2		PWZ204	N.10		RTP404	R.37	
PTP605	R.32		PWZ105	E.3		PWZ204	N.13		RTP405	R.34	
PTP606	R.38		PWZ105	E.4		PWZ204	R.2		RTP407	R.30	
			PWZ105	F.1		PWZ204	R.3		RTP603	R.38	
PTZ603	R.10		PWZ105	M.1		PWZ204	R.6		RTP605	R.31	
PTZ603	R.18		PWZ105	M.2		PWZ204	R.7		RTP606	R.35	
PTZ604	N.10		PWZ105	M.4		PWZ204	R.8		RTP804	R.43	
PTZ604	R.3		PWZ105	M.7		PWZ204	R.16		RTP805	R.32	
PTZ604	R.8		PWZ105	Q.2		PWZ204	R.17		RTP806	R.44	
PTZ604	R.35		PWZ105	R.2		PWZ204	R.18				
PTZ806	N.15		PWZ105	R.4		PWZ204	R.41		RTZ804	R.2	
PTZ1003	Q.1		PWZ105	R.6		PWZ205	B.2		RTZ804	R.5	
PTZ1005	Q.1		PWZ105	R.10		PWZ205	J.3				
			PWZ105	R.18		PWZ205	M.1		UHN105	J.2	

PART NUMBER INDEX—continued

Part Number	Page	Amdt. Number	Part Number	Page	Amdt. Number	Part Number	Page	Amdt. Number	Part Number	Page	Amdt. Number
UHN205	J.2	.....									
UHN400	G.1	.....									
UHN405	J.2	.....									
UHN405	K.1	.....									
UHN405	K.8	.....									
WKN304	A.3	.....									
WKN304	A.24	.....									
WKN304	F.3	.....									
WKN404	F.4	.....									
WKN404	N.11	.....									
WKN404	F.5	.....									
WKN505	A.3	.....									
WKN505	A.24	.....									
WKN506	K.1	.....									
WKN506	K.6	.....									
X10540	C.1	.....									
ZCS0505	A.28	.....									



A08052

SERVICE PARTS LIST

THE MGA 1600

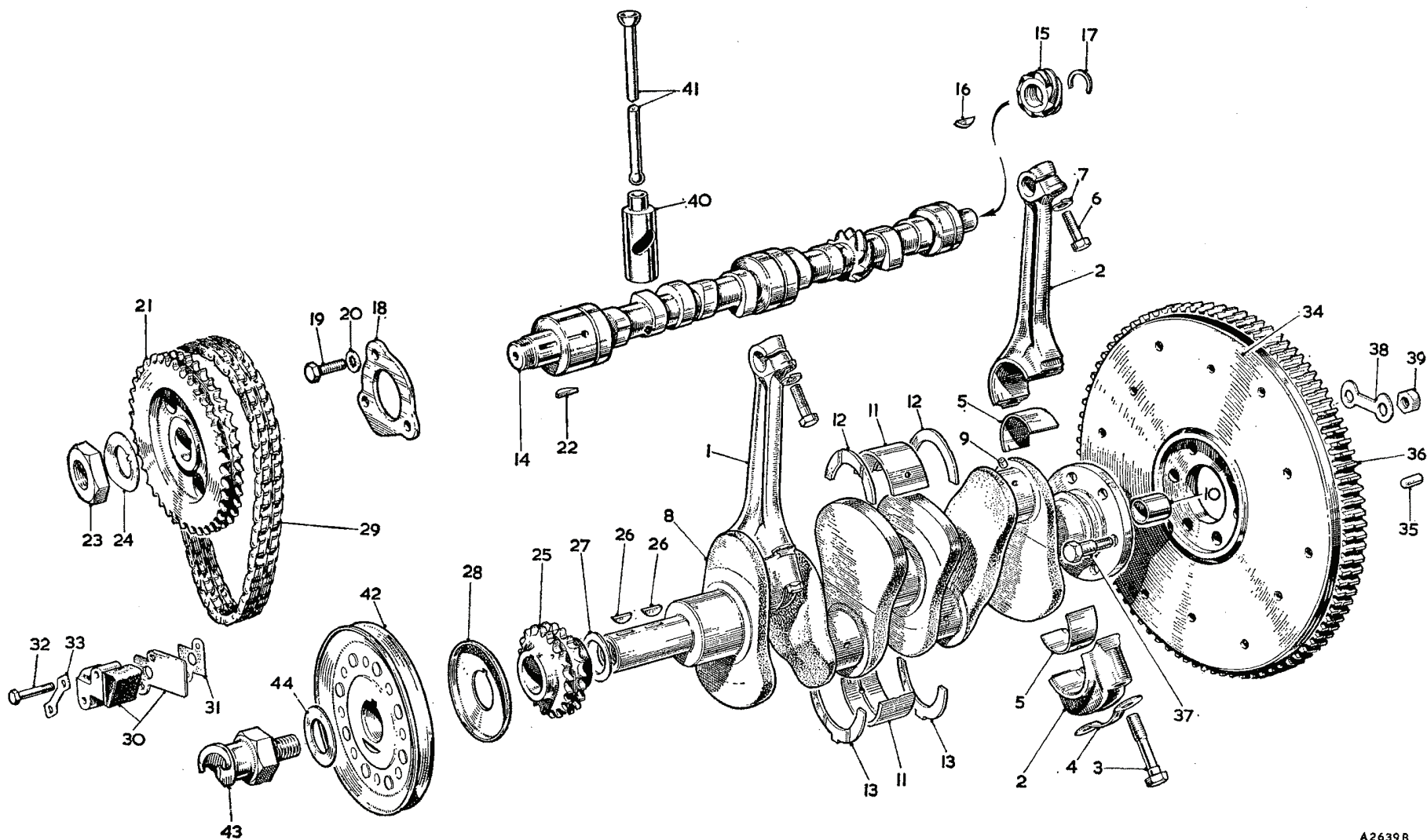
Item No.	DESCRIPTION	Commencing (E) 16GA/H101		Quantity	MODIFICATIONS		REMARKS
		Part Number	Illus. No.		New Part Number	Change Point	
	<b>ENGINE</b>						
	<b>ENGINE UNIT</b>						
1	Stripped engine unit	48G157		1		Fin. (E) 16GA/H31000	
2	Half engine unit	48G158		1	48G186	Com. (E) 16GA/H21805 Fin. (E) 16GA/H31000	<b>48G158 not available use 48G186</b>
3	Cylinder block assembly	48G159	1	1			
4	Plug (welch)	2K8169	2	4			
5	Plug—oil gallery	1H813	3	1			
6	Plug—oil gallery	2K8623	4	3			
7	Plug—taper—crankcase oil hole	6K874	5	2			
8	Plug—oil relief valve vent hole	6K899	6	2			
9	Plug—oil hole—oil filter boss	11G14	7	1			
10	Plug—oil dipper rod boss	2K4608	8	1			
11	Plug—chain tensioner oil feed	11G14	9	1			
12	Plug—oil hole (screwed)	2K4992	10	1			
13	Washer—screwed plug	6K638	11	1			
14	Stud—cylinder head (long)	51K245	12	4			
15	Stud—cylinder head (short)	51K246	13	7			
16	Stud—oil pump (short)	51K207	14	3			
17	Stud—crankcase vent pipe clip	53K257	15	2			
18	Stud—tachometer drive spindle housing	53K2171	16	2			
19	Stud—main bearing	51K894	17	6			
20	Cap—main bearing (front)	N.S.P.		1		Fin. (E) 16GA/H31000	
21	Cap—main bearing (centre)	N.S.P.		1			
22	Cap—main bearing (rear)	N.S.P.		1			
23	Washer—spring—main bearing studs	1.WN208	21	6			Part No. change; was 2K5897
24	Nut—main bearing studs	1.NN208	22	6			
25	Liner—camshaft bearing	8G2176	23	1 set			
26	Joint—front and rear main bearing caps	1H353	24	2			
27	Dowel—gearbox mounting plate	1G752	25	2	1K51		For 1G752 use 1K51 for this application
28	Piston assembly—standard—grade 3	12H001203	26	4			
29	Piston assembly—standard—grade 6	12H001206		4			
30	Piston assembly .010" (.254 mm.) o/s grade 3	12H001213		4	12H017813		12H001213 not available; use 12H017813 or 12H017816
31	Piston assembly .010" (.254 mm.) o/s grade 6			4	12H017816		
32	Piston assembly .020" (.508 mm.) o/s grade 3	12H001223		4	12H017823		12H001223 not available; use 12H017823 or 12H017826
33	Piston assembly .020" (.508 mm.) o/s grade 6			4	12H017826		
34	Piston assembly .030" (.762 mm.) o/s grade 3	12H001233		4	12H017833		12H001233 not available; use 12H017833 or 12H017836
35	Piston assembly .030" (.762 mm.) o/s grade 6			4	12H017836		
36	Piston assembly .040" (1.016 mm.) o/s grade 3	12H001243		4			

To facilitate the ordering of pistons the grade has been included in the part number and it is important that the new part number is always quoted.

SERVICE PARTS LIST

THE MGA 1600

Item No.	DESCRIPTION	Commencing (E) 16GA/H101		Quantity	MODIFICATIONS		REMARKS
		Part Number	Illus. No.		New Part Number	Change Point	
	<b>Engine Unit—continued</b>						
1	Ring—compression—top (standard)	12H14	27	4			
2	Ring—compression—top .010" (.254 mm.) o/s	12H001410		4			
3	Ring—compression—top .020" (.508 mm.) o/s	12H001420		4			
4	Ring—compression—top .030" (.762 mm.) o/s	12H001430		4			
5	Ring—compression—top .040" (1.016 mm.) o/s	12H001400		4			
6	Ring—compression—2nd and 3rd (standard)	12H15	28	8			
7	Ring—compression—2nd and 3rd .010" (.254 mm.) o/s	12H001510		8			
8	Ring—compression—2nd and 3rd .020" (.508 mm.) o/s	12H001520		8			
9	Ring—compression—2nd and 3rd .030" (.762 mm.) o/s	12H001530		8			
10	Ring—compression—2nd and 3rd .040" (1.016 mm.) o/s	12H001540		8			
11	Ring—scraper (standard)	12H16	29	4			
12	Ring—scraper .010" (.254 mm.) o/s	12H001610		4			
13	Ring—scraper .020" (.508 mm.) o/s	12H001620		4			
14	Ring—scraper .030" (.762 mm.) o/s	12H001630		4			
15	Ring—scraper .040" (1.016 mm.) o/s	12H001640		4			
16	Pin—gudgeon—standard	12H17	30	4	12H179		12H17 not available; use 12H179
17	Pin—gudgeon—.002" (.0508 mm.) o/s	12H001702		4	12H017902		12H001702 not available; use 12H017902
18	Pin—gudgeon—.004" (.1016 mm.) o/s	12H001704		4	12H017904		12H001704 not available; use 12H017904
19	Pin—gudgeon—.006" (.1524 mm.) o/s	12H001706		4	12H07906		12H001706 not available; use 12H017906
20	Tap—cylinder block drain	3H576	31	1			
21	Washer—drain tap	2K4954	32	1			
22	Washer—drain tap	2K4975		1			Alternatives
	<b>ENGINE MOUNTING PLATE</b>						
23	Plate—engine mounting	11G96	33	1	12H1387		11G96 not available; use 12H1387
24	Joint washer—front mounting plate	11G97	34	1			
25	Screw—mounting plate to crankcase	HZS0506	35	3			
26	Washer—spring—screw	2K5319	36	3	LWN305		2K5319 not available; use LWN305



A2639B

SERVICE PARTS LIST

THE MGA 1600

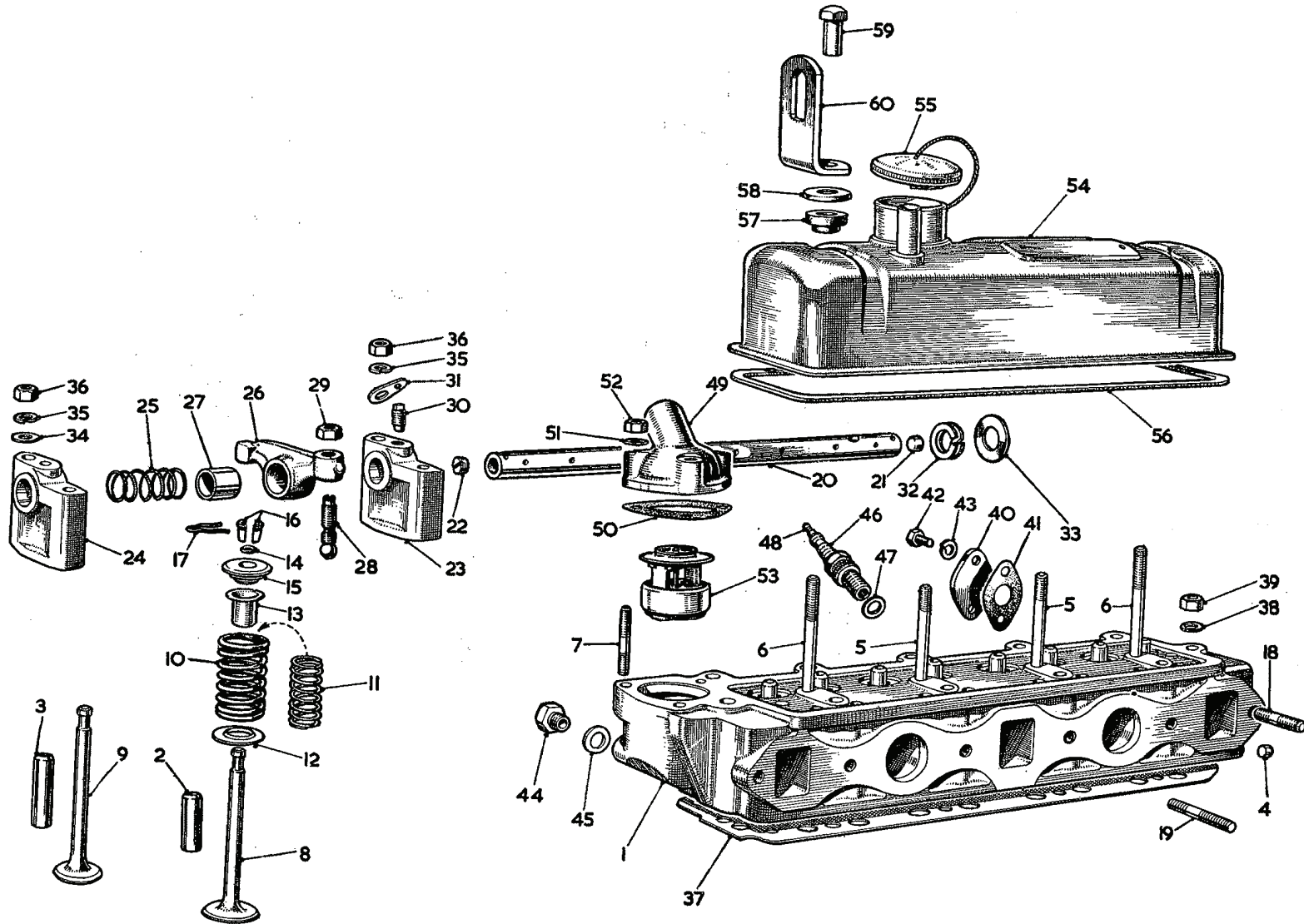
Item No.	DESCRIPTION	Commencing (E) 16GA/H101		Quantity	MODIFICATIONS		REMARKS
		Part Number	Illus. No.		New Part Number	Change Point	
<b>CONNECTING ROD AND BEARINGS</b>							
1	<b>Connecting rod and cap—Nos. 1 and 3 cylinders</b>	1H703	1	2	12H93	} Com. (E) 16GA/H21705 Fin. (E) 16GA/H31600	
2	<b>Connecting rod and cap—Nos. 2 and 4 cylinders</b>	1H701	2	2	12H91		
3	Screw—cap	51K1388	3	8			
4	Washer—lock—screw	6K881	4	4			
5	<b>Bearing—connecting rod—big-end (standard)</b>	8G2285	5	1 set			
6	Bearing—connecting rod—big end .010" (.254 mm.) u/s	8G228510		1 set		} Fin. (E) 16GA/H31600	
7	Bearing—connecting rod—big-end .020" (.508 mm.) u/s	8G228520		1 set			
8	Bearing—connecting rod—big-end .030" (.762 mm.) u/s	8G228530		1 set			
9	Bearing—connecting rod—big-end .040" (1.016 mm.) u/s	8G228540		1 set			
10	Screw—clamping	51K1382	6	4			
11	Washer—spring—screw	2K5319	7	4	LWN305		2K5310 not available; use LWN305
<b>CRANKSHAFT AND CAMSHAFT</b>							
12	<b>Crankshaft</b>	12H54	8	1	12H165	} Com. (E) 16GA/H21805 Fin. (E) 16GA/H31600	12H54 not available; use 12H165
13	Restrictor—oil	1G1167	9	4			
14	Bush—1st motion shaft	1G765	10	1		} Fin. (E) 16GA/H31600	
15	Bolt—flywheel to crankshaft	51K1022	37	6			
16	Washer—lock—bolt	6K26	38	3			
17	Nut—bolt	FNZ506	39	6			
18	Crankshaft with bearings (reground)	48G187		1			
19	<b>Bearing—main (standard)</b>	8G2175	11	1 set	8G2288	} Com. (E) 16GA/H21805 Fin. (E) 16GA/H31600	
20	Bearing—main .010" (.254 mm.) u/s	8G217510		1 set	8G228810		
21	Bearing—main .020" (.508 mm.) u/s	8G217520		1 set	8G228820		
22	Bearing—main .030" (.762 mm.) u/s	8H217530		1 set	8 G228830		
23	Bearing—main .040" (1.016 mm.) u/s	8G217540		1 set	8G228840		
24	Washer—thrust (upper)	1G2331	12	2			
25	Washer—thrust (lower)	1G2332	13	2			
26	<b>Camshaft</b>	88G252	14	1			Part No. change; was 1H729 and 1H1435 correction; was 17H30
27	<b>Gear—tachometer drive</b>	1H730	15	1		} Fin. (E) 16GA/H31600	
28	Key—tachometer gear	WKN304	16	1			
29	Spring ring—tachometer gear	1H605	17	1			
30	Plate—camshaft locating	11G136	18	1			
31	Screw—locating plate to crankcase	HNS0406	19	3			
32	Washer—shakeproof—screw	LWN404	20	3			
33	<b>Gear—camshaft</b>	11G203	21	1			
34	Key—camshaft gear	WKN505	22	1			
35	Nut—camshaft gear	6K629	23	1			
36	Washer—lock—nut	2A759	24	1			Part No. change; was LWN604

SERVICE PARTS LIST

THE MGA 1600

Item No.	DESCRIPTION	Commencing C/E 13171		Quantity	MODIFICATIONS		REMARKS
		Part Number	Illus. No.		New Part Number	Change Point	
	<b>Crankshaft and Camshaft—continued</b>						
1	<b>Gear—crankshaft</b>	1A2028	25	1			
2	Key—crankshaft gear and pulley	2H326	26	2			
3	Washer—packing	2K6633	27	A/R			
4	Thrower—oil—crankshaft front	1A1546	28	1			
5	<b>Chain—timing</b>	2H4905	29	1		Fin. (E) 16GA/H31660	
6	Tensioner assembly—chain	17H343		1			Not available; use component parts
7	Tensioner assembly	17H6680		1			
8	Slipper head	17H31		1			
9	Key—Allen	17H6679		1			Service purposes only
10	Joint washer—tensioner	AEC339	31	1			
11	Screw—tensioner to crankcase	HBN0412	32	2			
12	Washer—lock—screw	AEC340	33	1			
	<b>FLYWHEEL</b>						
13	<b>Flywheel with starter ring gear and dowels</b>	1H651	34	1			
14	Dowel—clutch to flywheel	1G2984	35	2		Fin. (E) 16GA/H31660	
15	Ring gear—starting	1G2874	36	1			Not U.K.
	<b>TAPPETS AND PUSH-RODS</b>						
16	<b>Tappet (standard)</b>	1H822	40	8			
17	Tappet .010" (.254 mm.) o/s	1H082210		8			
18	Tappet .020" (.508 mm.) o/s	1H082220		8		Fin. (E) 16GA/H31660	
19	<b>Push—rod</b>	11G241	41	8			
20	Push—rod	12H1306					Alternatives
	<b>CRANKSHAFT PULLEY</b>						
21	<b>Pulley—crankshaft</b>	11G81	42	1			
22	Nut—starting	1H765	43	1		Fin. (E) 16GA/H31660	
23	Washer—lock—starting nut	1G1319	44	1			





A2640A

SERVICE PARTS LIST

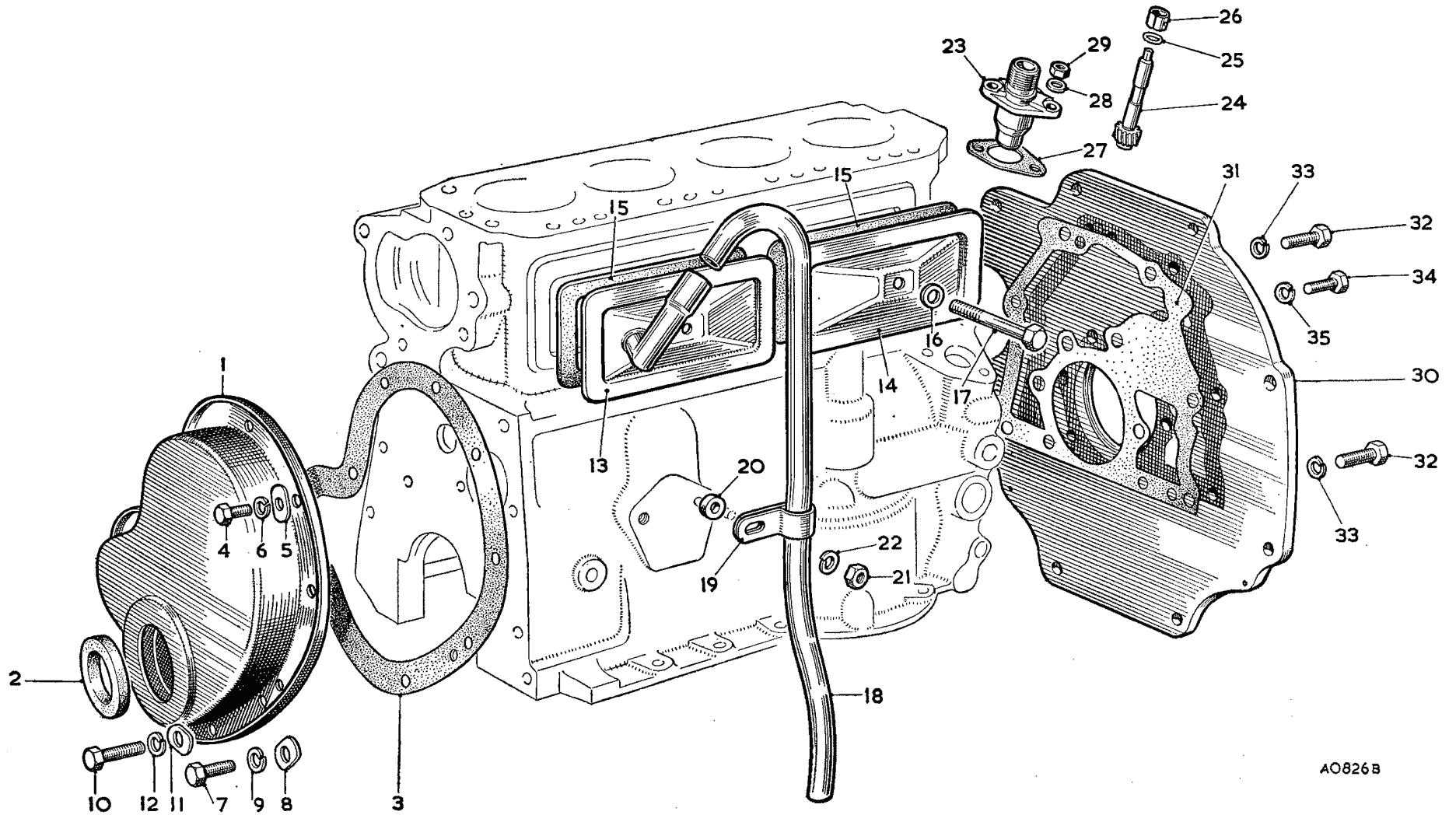
THE MGA 1600

Item No.	DESCRIPTION	Commencing (E) 16GA/H101		Quantity	MODIFICATIONS		REMARKS	
		Part Number	Illus. No.		New Part Number	Change Point		
	<b>CYLINDER HEAD—VALVES—GUIDES—SPRINGS—ROCKERS</b>							
1	Cylinder head assembly (less rocker gear)	48G31		1			Not available; use component parts Part No. change was 1H1060	
2	Cylinder head with guides plug and studs	48G222		1				
3	Guide—inlet valve	11G313		2				
4	Guide—exhaust valve	11G193		3				
5	Plug—oil hole	6K872		4		Fin. (E) 16GA/H31660		
6	Stud—rocker bracket (short)	51K881		5				
7	Stud—rocker bracket (long)	51K893		6				
8	Stud—water outlet elbow	53K531		7				
9	Valve—inlet	1H1059		8				
10	Valve—exhaust	1H686		9	1H1323	Com. (E) 16GA/H20846 Fin. (E) 16GA/H31660		Always supply 1H1323 for this application Special orders only For 1H722 use 6K873 for this application
11	Valve—exhaust (hard faced)	1H1025				Fin. (E) 16GA/H31660		
12	Spring—valve (outer)	1H722	10	9	6K873	Com. (E) 16GA/H31640 Fin. (E) 16GA/H31660		
13	Spring—valve (inner)	1H723	11	8				
14	Collar—valve spring	1H1321	12	8				
15	Shroud—valve guide	1H1320	30	8				
16	Ring—valve packing	AEK113	14	8				
17	Cup—valve spring	1H1319	15	8				
18	Cotter—valves (halves)	1K800	16	16				
19	Circlip—valve cotter	1K372	17	8				
20	Stud—exhaust manifold to cylinder head	FLS2513	18	2	FHS2513	FHS2513 not available; use FLS2513		
21	Stud—inlet and exhaust manifold to cylinder head	53K490	19	4				
22	Shaft assembly—valve rocker	1G2522		1				
23	Shaft—valve rocker (plugged)	11G62	20	1				
24	Plug—valve rocker (plain)	6K878	21	1				
25	Plug—valve rocker (screwed)	2K4608	22	1		Fin. (E) 16GA/H31660		
26	Bracket—rocker shaft (tapped)	1H1419	23	1				
27	Bracket—rocker shaft (screwed)	1H1420	24	3				
28	Spring—rocker spacing	6K871	25	3				
29	Rocker valve bushed	11G45	26	8				
30	Bush	1G2205	27	8				
31	Rivet—valve rocker	5C2436		8				
32	Screw—tappet adjusting	48G207	28	8				
33	Nut—tappet adjusting screw (lock)	51K1178	29	8		Part No. change; was 11G47		
34	Screw—rocker shaft (locating)	2A258	30	1				
35	Plate—locating screw (lock)	2A259	31	1				
36	Washer—spring—rocker shaft—double coil	1A2139	32	2				
37	Washer—rocker shaft	2K6804	32	2				

SERVICE PARTS LIST

THE MGA 1600

Item No.	DESCRIPTION	Commencing (E) 16GA/H101		Quantity	MODIFICATIONS		REMARKS
		Part Number	Illus. No.		New Part Number	Change Point	
	<b>Cylinder Head—Valves—Guides—Springs—Rockers—continued</b>						
1	Washer—plain—rocker bracket stud	PWN105	34	3			
2	Washer—spring—rocker bracket stud	2K5319	35	4	LWN305		2K5319 not available; use LWN305
3	Nut—rocker bracket stud	FNN105	36	4		Fin. (E) 16GA/H31660	
4	<b>Joint—cylinder head</b>	12H18	37	1	12H433		12H18 not available; use 12H433
5	Washer—plain—cylinder head stud	PWN106	38	11			
6	Nut—cylinder head stud	53K371	39	11	51K371		Not available; use 51K371
7	Plate—heater outlet elbow blanking	1G1282	40	1			
8	Joint washer—blanking plate	1G2342	41	1			
9	Screw—plate to cylinder head	HZS0404	42	2		Fin. (E) 16GA/H31660	
10	Washer—spring—screw	LWN304	43	2			
11	Plug—thermal transmitter boss	1G2953	44	1			
12	Washer—splug	1B3664	45	1			
	<b>SPARKING PLUGS</b>						
13	Plug—sparkling	3H2006	46	4			
14	Gasket—plug	88G219	47	4		Fin. (E) 16GA/H31660	Part No. change; was 11G145 and 2K5211
15	Terminal—sparkling plug	2H4646	48	4			
	<b>WATER OUTLET ELBOW—THERMOSTAT</b>						
16	<b>Elbow—water outlet</b>	1H727	49	1			
17	Joint washer—elbow	1A2149	50	1	12A29	Fin. (E) 16GA/H31660	1A2149 not available; use 12A29
18	Washer—plain—stud in cylinder head	PWZ105	51	3			
19	Nut—stud	FNZ105	52	3			
20	<b>Thermostat</b>	11G291	53	1	11K399	Com. (E) 16GA/H4788 Fin. (E) 16GA/H31660	11G291 not available; use 11K399
	<b>VALVE ROCKER COVER—OIL FILLER</b>						
21	<b>Cover—valve rocker</b>	1H1339	54	1			
22	<b>Cap and cable—oil filler</b>	8H612	55	1			
23	Joint washer—rocker cover to cylinder head	11G300	56	1	12H37		[11G300 not available] Alternative use 12H37
24	Joint washer—rocker cover to cylinder head	1H1329		1	12H37	Fin. (E) 16GA/H31660	1H1329 not available; use 12H37
25	Bush—cover (rubber)	2K8568	57	2			
26	Washer—cup—nut	1A2156	58	2			
27	Nut—rocker cover (cap)	2A150	59	2			
28	Distance piece—rocker cover stud	1B2925	60	2			

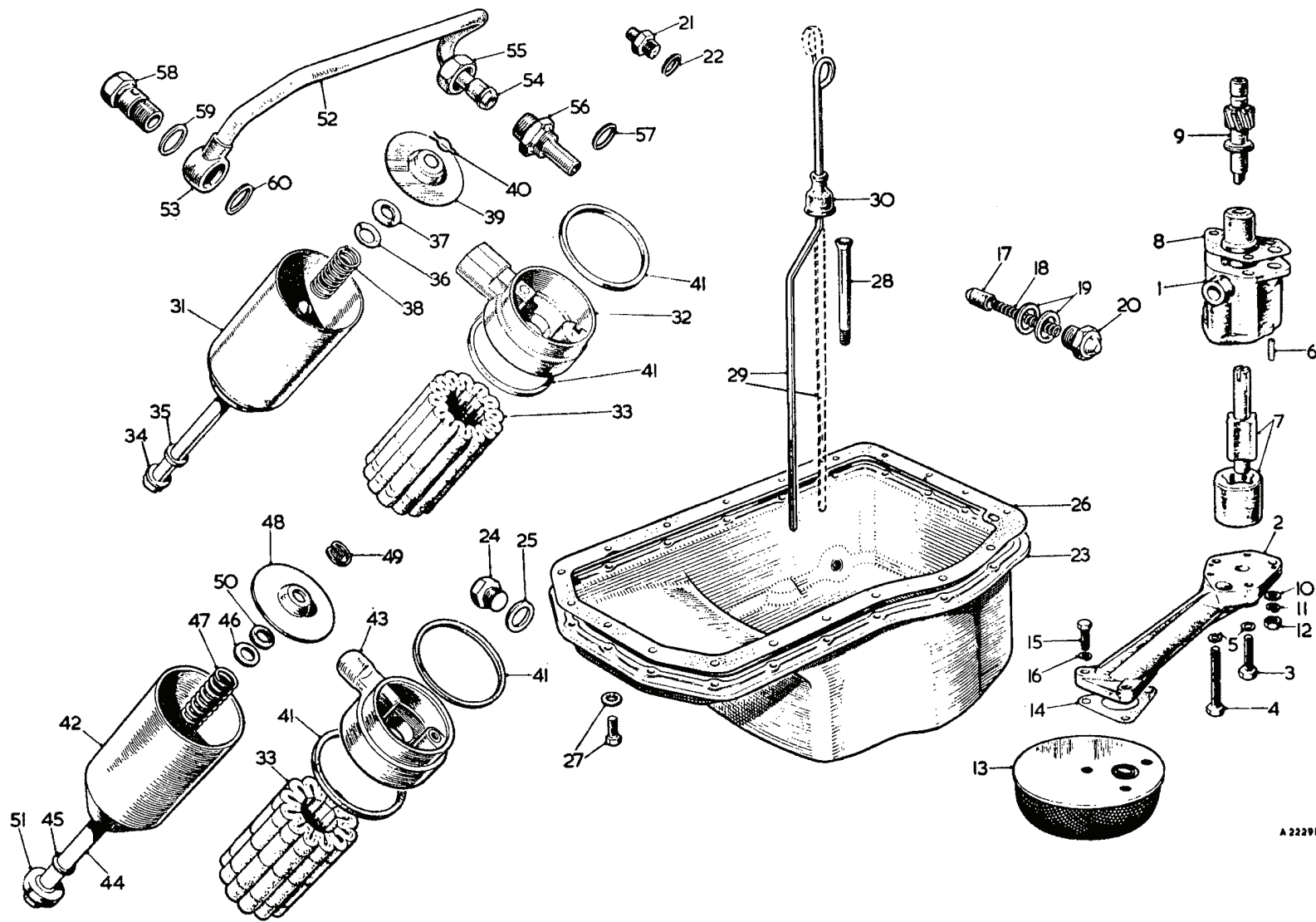


AO826B

**SERVICE PARTS LIST**

**THE MGA 1600**

Item No.	DESCRIPTION	Commencing (E) 16GA/H101		Quantity	MODIFICATIONS		REMARKS
		Part Number	Illus. No.		New Part Number	Change Point	
<b>CYLINDER, FRONT AND SIDE COVERS</b>							
1	Cover—front (with oil catcher and felt)	11G93	1	1			
2	Ring—crankcase front cover (felt)	2K7140	2	1			
3	Joint—front cover	11G95	3	1	12H1319		11G95 not available; use 12H1319
4	Screw—front cover to mounting plate	HZS0403	4	3			
5	Washer—plain—screw	2K5197	5	3			
6	Washer—spring—screw	LWN204	6	3		Fin. (E) 1GA/H31600	
7	Screw—front cover to mounting plate and crankcase	HZS0506	7	4			
8	Washer—plain—screw	2K7440	8	4			
9	Washer—spring—screw	LWN205	9	4			
10	Screw—front cover to bearing cap	HZS0406	10	2			
11	Washer—plain—screw	2K5197	11	2			
12	Washer—spring—screw	LWN204	12	2			
13	Cover—cylinder side—front (with elbow)	1H873			12H150 12H950 12H152 12H941	Com. (E) 16GA/H25740 Fin. (E) 16GA/H31600	Not available; use 12H950
14	Cover—cylinder side—rear	2A770			12A24		Not available; use 12H941
15	Joint—rear cover	1A2203	15	2			1A2203 not available use 12A24
16	Washer—plain—screw	2K4058	16	2			
17	Screw—side cover to crankcase	11B20513	17	2			
18	Pipe—crankcase vent	11H871	18	1		Fin. (E) 16GA/H31600	
19	Clip for pipe	1G2002	19	1	12H981		1G2002 not available; use 12H981
20	Distance piece—clip to crankcase	11H840	20	1			
21	Nut—stud—pipe to crankcase	FNZ105	21	1			
22	Washer—spring—nut	LWZ205	22	2			
<b>TACHOMETER DRIVE</b>							
23	Housing—tachometer drive pinion	1H501	23	1			
24	Pinion—tachometer drive	1H721	24	1			
25	Oil seal—pinion	1G2398	25	1			
26	Ring—oil seal retaining	1G2399	26	1		Fin. (E) 16GA/H31600	
27	Joint—tachometer pinion housing	1G2401	27	1			Not supplied in supplementary set
28	Washer—plain—tachometer housing stud	PWZ105	28	2			
29	Nut—stud	FNZ105	29	2			
<b>GEARBOX MOUNTING PLATE</b>							
30	Plate—gearbox mounting	1H821	30	1			
31	Joint—mounting plate to crankcase	1G2425	31	1			
32	Screw—mounting plate to crankcase	53K1777	32	8		Fin. (E) 16GA/H31600	
33	Washer—spring—screw	LWZ306	33	8			
34	Screw—mounting plate to crankcase	53K1776	34	4			
35	Washer—spring—screw	LWZ305	35	4			



A 22298

To face page A.8

SERVICE PARTS LIST

THE MGA 1600

Item No.	DESCRIPTION	Commencing (E) 16GA/H101		Quantity	MODIFICATIONS		REMARKS
		Part Number	Illus. No.		New Part Number	Change Point	
	<b>OIL PUMP—STRAINER—RELEASE VALVE</b>						
1	<b>Pump assembly—oil</b>	88G296		1			Part No. change; was 1H1191 was 7H1790  Breakdown parts for Holbourn-Eaton oil pumps only  Fin. (E) 16GA/H31660  2K5319 not available; use LWN305  1H1192 not available; use 12H984
2	Body with plug	NSP	1	1			
3	Cover	17H1712	2	1			
4	Screw—cover (short)	HNS0408	3	1			
5	Screw—cover (long)	HNS0414	4	1			
6	Washer—spring—screw	LWN204	5	2			
7	Dowel	7H1793	6	2			
8	<b>Shaft—driving (with rotors)</b>	7H1792	7	1			
9	Joint—pump to crankcase	11G10	8	1			
10	<b>Spindle—oil pump driving</b>	11G12	9	1			
11	Washer—plain—stud	PWN105	10	3			
12	Washer—spring—stud	2K5319	11	3	LWN305		
13	Nut—stud—oil pump to crankcase	FNN105	12	3			
14	<b>Strainer—oil</b>	1H1192	13	1	12H984		
15	Joint washer—strainer to oil pump	1H1198	14	1			
16	Bolt—oil strainer to oil pump	HNS0407	15	3			
17	Washer—spring—bolt	LWN304	16	3			
18	<b>Valve—oil release</b>	1G1452	17	1			
19	Spring—oil release valve	1H756	18	1			
20	Washer—cap nut	2K4982	19	2			
21	Nut—cap—oil release valve	1A2206	20	1			
22	Union—oil pressure	11G15	21	1			
23	Washer—union	6K638	22	1			

**SERVICE PARTS LIST**

**THE MGA 1600**

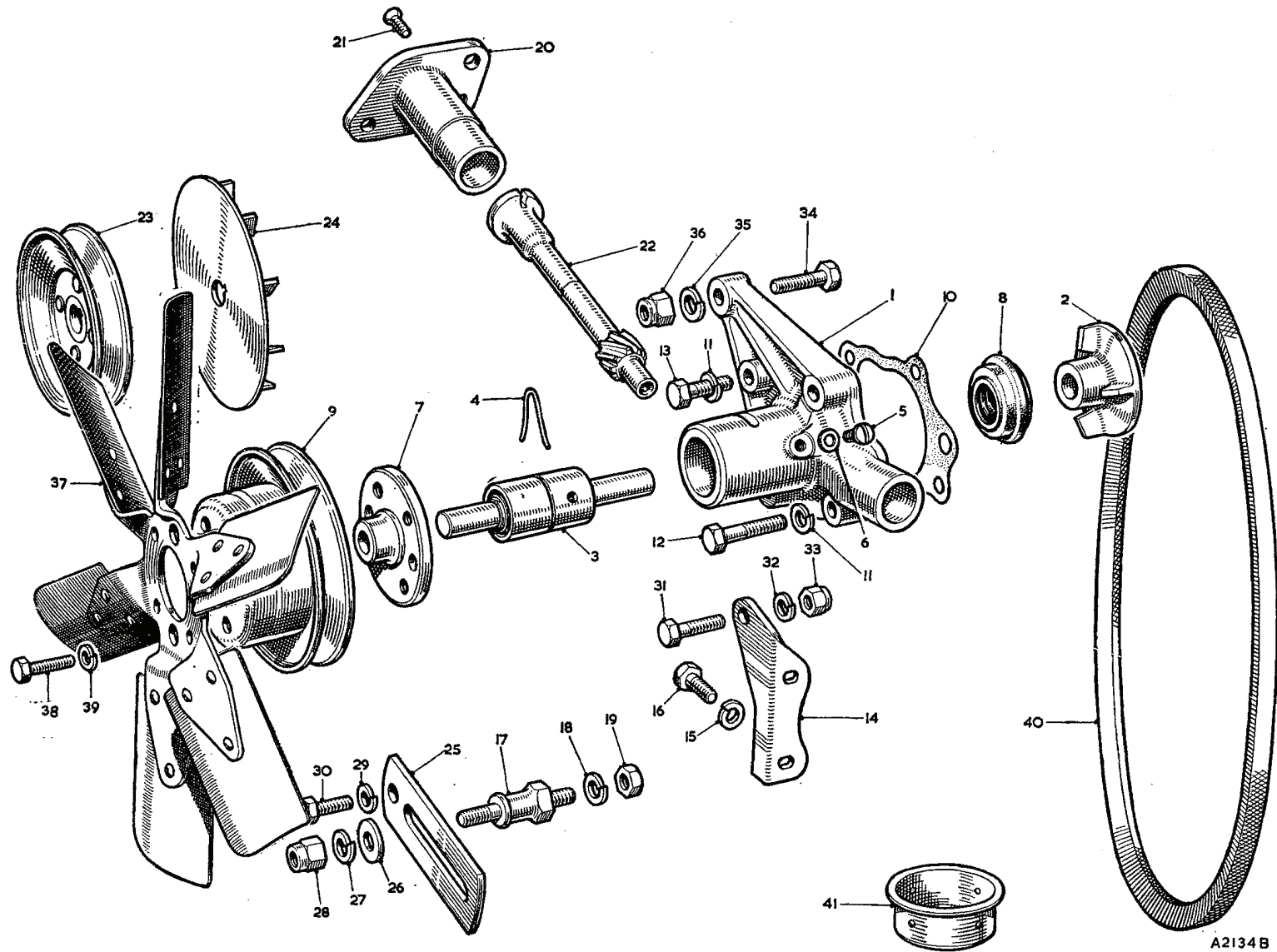
Item No.	DESCRIPTION	Commencing (E) 16GA/H101		Quantity	MODIFICATIONS		REMARKS
		Part Number	Illus. No.		New Part Number	Change Point	
<b>OIL RESERVOIR—DIPPER ROD</b>							
1	Reservoir—oil	1G2508	23	1	12H395	] Fin. (E) 16GA/H31600  Com. (E) 16GA/H10649 Fin. (E) 16GA/H31600 Fin. (E) 16GA/H31600	1G2508 not available; use 12H395 Part No. change; was 2F4249 and 2A380
2	Plug—drain	88G257	24	1			
3	Washer—drain plug	6K638	25	1			
4	Joint washer—oil reservoir	1G2290	26	1	88G256		
5	Screw with captive washer—reservoir to crankcase	6K639	27	19			
6	Screw—reservoir to crankcase	HZS04040		19			
7	Washer—screw (shakeproof)	LWZ404		19			
8	Tube—oil level indicator rod	1B1063	28	1			
9	Rod—oil level indicator	11G64	29	1	12H74		
10	Cover for oil level indicator (dust)	1B1735	30	1			
<b>OIL FILTER AND PIPE</b>							
11	Filter assembly—oil (Tecalemit)	1111067		1		] Fin. (E) 16GA/H31600	Alternative to 1H1051
12	Container	1111069	31	1			
13	Head assembly	1111068	32	1			
14	Element	8G683	33	1			
15	Bolt—centre	7H1965	34	1			
16	Washer—sealing	7H1948	35	1			
17	Washer (steel)	7H1909	36	1			
18	Washer (felt)	7H1968	37	1			
19	Spring	7H1764	38	1			
20	Plate—pressure	17H846	39	1			
21	Circlip	7H1952	40	1			
22	Joint ring—body to filter and crankcase	8G619	41	2			
23	Filter assembly—oil (Purolator)	NSP		1		] Fin. (E) 16GA/H31600	Alternative to 1H1067; was 1H1051
24	Body assembly	1H1053	42	1			
25	Head assembly	1H1052	43	1			
26	Element	8G683	33	1			
27	Bolt—centre	17H1558	44	1			
28	Ring—sealing	17H1556	45	1			
29	Washer—filter	17H1448	46	1			
30	Spring	17H1449	47	1			
31	Plate—pressure	17H1446	47	1			
32	Circlip	17H1557	49	1	37H906		
33	Joint ring—body to filter head and crankcase	8G619	41	2			
34	Seal	17H1447	50	1			
35	Collar—centre bolt	17H1559	51	1			



**SERVICE PARTS LIST**

**THE MGA 1600**

Item No.	DESCRIPTION	Commencing (E) 16GA/H101		Quantity	MODIFICATIONS		REMARKS
		Part Number	Illus. No.		New Part Number	Change Point	
	<b>Oil Filter and Pipe</b> — <i>continued</i>						
1	<b>Pipe assembly—filter to crankcase</b> .....	1H1056	52	1			
2	Banjo union .....	1K2141	53	1		} Fin. (E) 16GA/H31660	
3	Nipple—pipe .....	2K5163	54	1			
4	Nut—nipple .....	2K5164	55	1			
5	<b>Adaptor—full flow filter connection</b> .....	1H922	56	1			
6	Joint washer—adaptor .....	6K501	57	1			
7	Screw—banjo union .....	1K2142	58	1			
8	Washer—screw (outer) .....	1H898	59	1			
9	Washer—screw (inner) .....	6K501	60	1			



A2134B

SERVICE PARTS LIST

THE MGA 1600

Item No.	DESCRIPTION	Commencing (E) 16GA/H101		Quantity	MODIFICATIONS		REMARKS
		Part Number	Illus. No.		New Part Number	Change Point	
	<b>WATER PUMP AND PULLEY</b>						
1	<b>Pump assembly—water (with hub less pulley)</b>	1H1140		1	12H839	Fin. (E) 16GA/H31060	1H1140 not available; use 12H839; was 1H1151
2	Body	NSP	1	1			
3	Vane	1H1152	2	1			
4	<b>Bearing (with spindle)</b>	1H1153	3	1			
5	Wire—bearing locating	2A778	4	1			
6	Screw—lubricating point	53K1433	5	1			
7	Washer—screw (fibre)	2K4974	6	1			
8	Hub—pulley	8G724	7	1			
9	Seal—water pump	8G698	8	1	13H772		
10	Pulley—fan and water pump	11G200	9	1	8G742		
11	Joint—water pump to crankcase	1G2302	10	1			
12	Washer—spring—screw	2K5319	11	4	LWN305		
13	Screw—pump to crankcase (long)	HBZ0510	12	2			
14	Screw—pump to crankcase (short)	HZS0509	13	2			
	<b>DYNAMO AND DISTRIBUTOR MOUNTING</b>						
15	Bracket for dynamo (rear)	2A758			12A526	Fin. (E) 16GA/H31060	2A758 not available; use 12A526
16	Washer—spring—screw	2K5319	15	2	LWN305		
17	Screw—bracket to crankshaft	HZS0506	16	2			
18	Pillar—dynamo adjusting link	2A128	17	1			
19	Washer—spring pillar	LWN306	18	1			
20	Nut—dynamo pillar	FNZ506	19	1			
21	<b>Housing—distributor</b>	1G2285	20	1			
22	Screw—housing to crankcase	53K1206	21	1			
23	<b>Spindle—distributor driving</b>	2A189	22	1			
24	<b>Spindle—distributor driving</b>	2A847					[ Alternatives ] Not available; use 1G2062
25	<b>Spindle—distributor driving</b>			1	1G2062		

**SERVICE PARTS LIST**

**THE MGA 1600**

Item No.	DESCRIPTION	Commencing (E) 16GA/H101		Quantity	MODIFICATIONS		REMARKS
		Part Number	Illus. No.		New Part Number	Change Point	
	<b>Dynamo and distributor mounting—continued</b>						
1	Pulley—dynamo .....	1H998	23	1	12H71	] Com. (E) 16GA/H6396 Fin. (E) 16GA/H31660	
2	Fan—dynamo .....	1G1783	24	1	17D11		
3	Link—dynamo adjusting .....	2A497	25	1	12H67		2A497 not available; use 12H67
4	Washer—plain—nut .....	PWN106	26	1			Part No. change was 2K9932
5	Washer—spring—nut .....	LWN306	27	1			
6	Nut—adjusting link .....	LNZ206	28	1			
7	Screw—adjusting link to pillar .....	3H2098	30	1			
8	Washer—spring—screw .....	2K5319	29	1	LWN305		2K5319 not available; use LWN305
9	Bolt—dynamo to mounting bracket .....	HZS0509	31	1		] Fin. (E) 16GA/H31660	
10	Washer—spring—bolt .....	2K5319	32	1	LWN305		
11	Nut—bolt .....	LNZ205	33	1			
12	Bolt—dynamo to water pump .....	HBZ0513	34	1			
13	Washer—spring—bolt .....	2K5319	35	1	LWN305		2K5319 not available; use LWN305
14	Nut—bolt .....	LNZ205	36	1			

**SERVICE PARTS LIST**

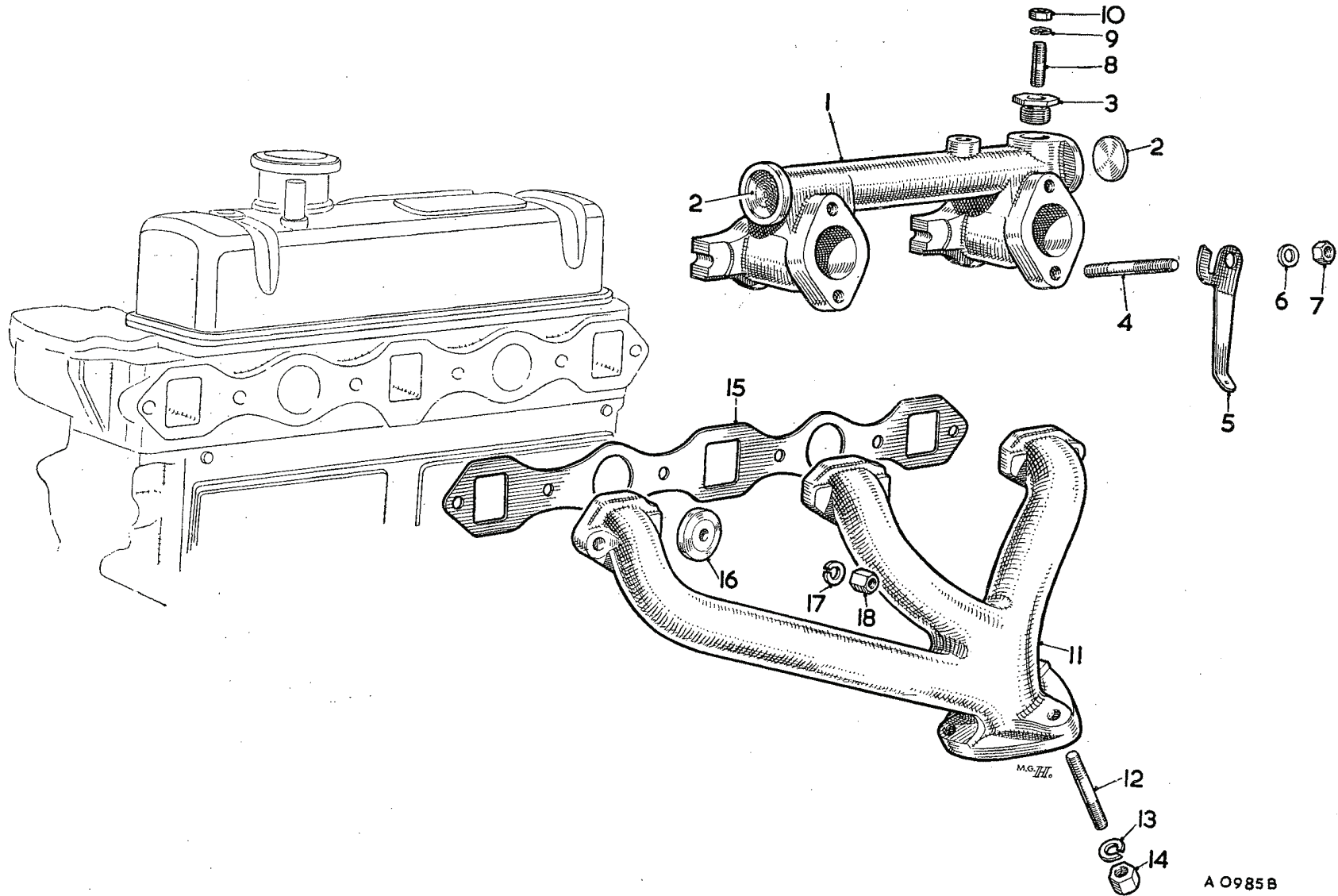
**THE MGA 1600**

Item No.	DESCRIPTION	Commencing (E) 16GA/H101		Quantity	MODIFICATIONS		REMARKS
		Part Number	Illus. No.		New Part Number	Change Point	
<b>FAN AND FAN BELT</b>							
1	Fan—water pump (6 bladed)	AEG129	37	1			
2	Screw—fan to pulley	HZS0406	38	4		] Fin. (E) 16GA/H31660	
3	Washer—spring—screw	LWN304	39	4			
4	Belt—fan	1H1001	40	1	1G2716	Com. (E) 16GA/H6272	1G2716 correction; ] Not available was 1H2716 ] use 13H923
5	Belt—fan			1	1H1001 13H923	Com (E) 16GA/H6396 ] Fin. (E) 16GA/H31660	
<b>BLANKING SLEEVE</b>							
6	Blanking sleeve—thermostat bypass	11G176	41	1		Fin. (E) 16GA/H31660	For use when thermostat is removed
<b>CYLINDER LINER</b>							
7	Liner—cylinder	AEH656		4		Fin. (E) 16GA/H31660	Service purposes only

**SERVICE PARTS LIST**

**THE MGA 1600**

Item No.	DESCRIPTION	Commencing (E) 16GA/H101		Quantity	MODIFICATIONS		REMARKS
		Part Number	Illus. No.		New Part Number	Change Point	
	<b>ENGINE SERVICE KITS</b>						
1	Joint set—decarbonizing	48G160		1	48G220	}	48G160 not available; use 48G220
2	Joint—cylinder head			1			
3	Joint—manifold			1			
4	Joint—valve rocker cover			1			
5	Ring—valve packing (rubber)			8			
6	Joint—water outlet elbow			1			
7	Joint—carburetter			6			
8	Joint—heater outlet blanking plate			1			
9	Joint—air cleaner to carburetter			2			
10	Joint set—supplementary	48G138		1	48G242		
11	Ring—crankcase front cover (felt)	2K7140		1			
12	Joint—main bearing cap			2			
13	Joint—oil strainer to oil pump			1			
14	Joint—pump to crankcase			1			
15	Joint—oil reservoir			1			
16	Joint—cylinder side cover to crankcase			2			
17	Joint—water pump to crankcase			1			
18	Washer—drain plug			1			
19	Joint—gearbox mounting plate to crankcase			1			
20	Joint—oil filter to crankcase			1	Fin. (E) 16GA/H31660		
21	Joint—oil pipe adaptor			1			
22	Joint—front engine mounting plate			1			
23	Joint—front cover			1			
24	Joint—chain tensioner			1			
25	Chain tensioner servicing kit	17H341		1			
26	Spring			1			
27	Bottom plug			1			
28	Tab washer			1			
29	Cylinder			1			
30	Kit—water pump repair	8G2873		1			
31	Vane			1			
32	Hub			1			
33	Bearing (with spindle)			1			
34	Wire—bearing locating			1			
35	Screw—lubricating point			1			
36	Washer screw (fibre)			1			
37	Seal			1			
38	Joint—pump to crankcase			1			

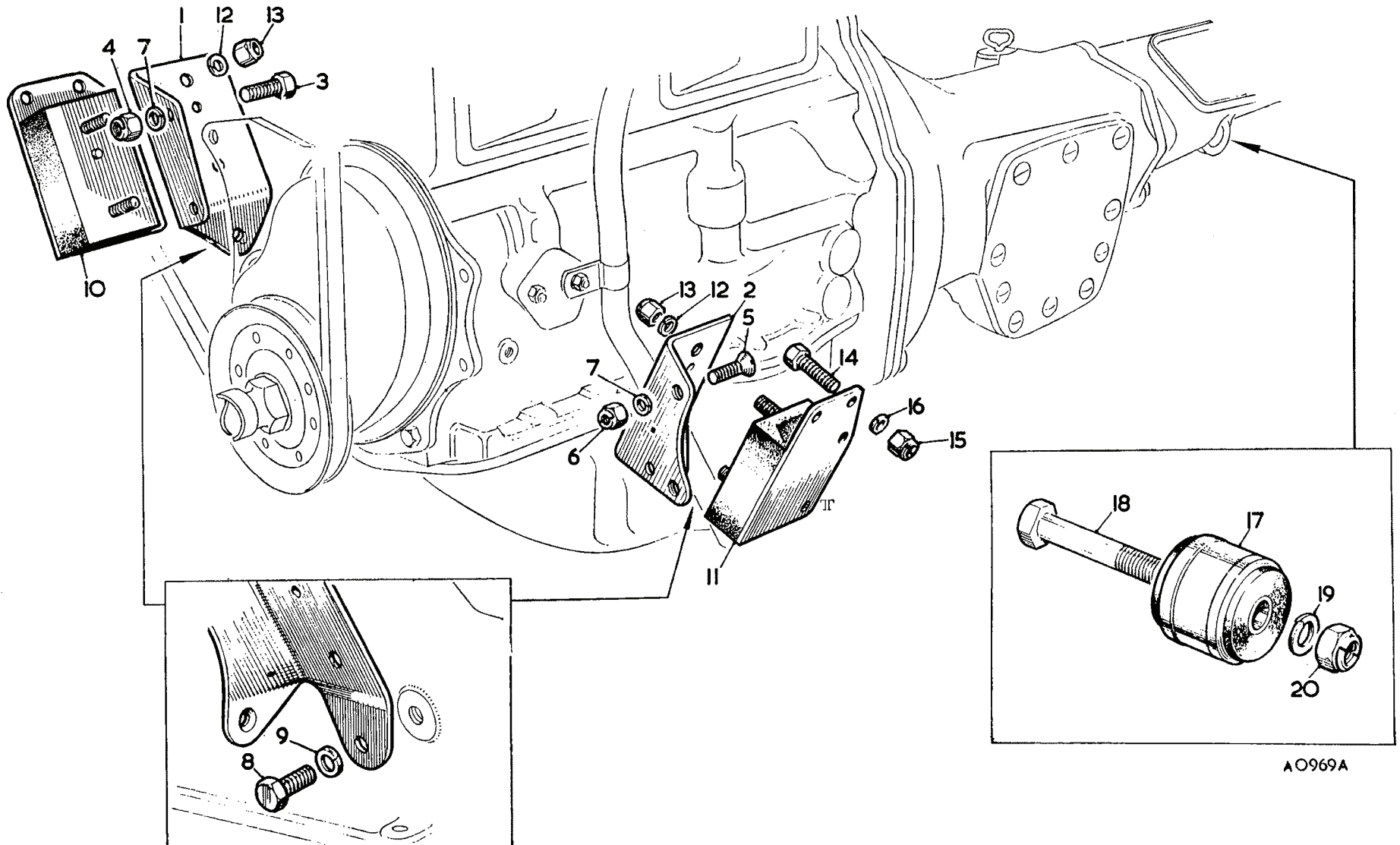


**SERVICE PARTS LIST**

**THE MGA 1600**

Item No.	DESCRIPTION	Commencing (E) 16GA/H101		Quantity	MODIFICATIONS		REMARKS
		Part Number	Illus. No.		New Part Number	Change Point	
	<b>INLET AND EXHAUST MANIFOLD</b>						
1	<b>Manifold—inlet</b>	AEH660	1	1			
2	Plug—inlet manifold (welch)	2K8159	2	2			
3	Plug—adaptor	AEH281	3	1			
4	Stud—carburettor to manifold	53K2236	4	4			
5	Bracket—anchor—accelerator spring	AHH5339	5	1			
6	Washer—plain—stud	1WZ106	6	4			
7	Nut—stud	FNZ106	7	4			
8	Stud—inlet manifold (accelerator abutment bracket)	AHH5299	8	2			
9	Washer—spring—stud	LWZ206	9	2			
10	Nut—stud	FNZ206	10	2			
11	<b>Manifold—exhaust</b>	48G148	11	1			
12	Stud—exhaust pipe flange	AEH194	12	3			
13	Washer—spring—stud	LWZ206	13	3			
14	Nut—stud	AEH195	14	3			
15	<b>Joint washer—manifolds to cylinder head</b>	1G2417	15	1			
16	Yoke—manifolds	1G2418	16	4			
17	Washer—spring—stud	LWZ205	17	6			
18	Nut—manifold stud	AHH5171	18	6			



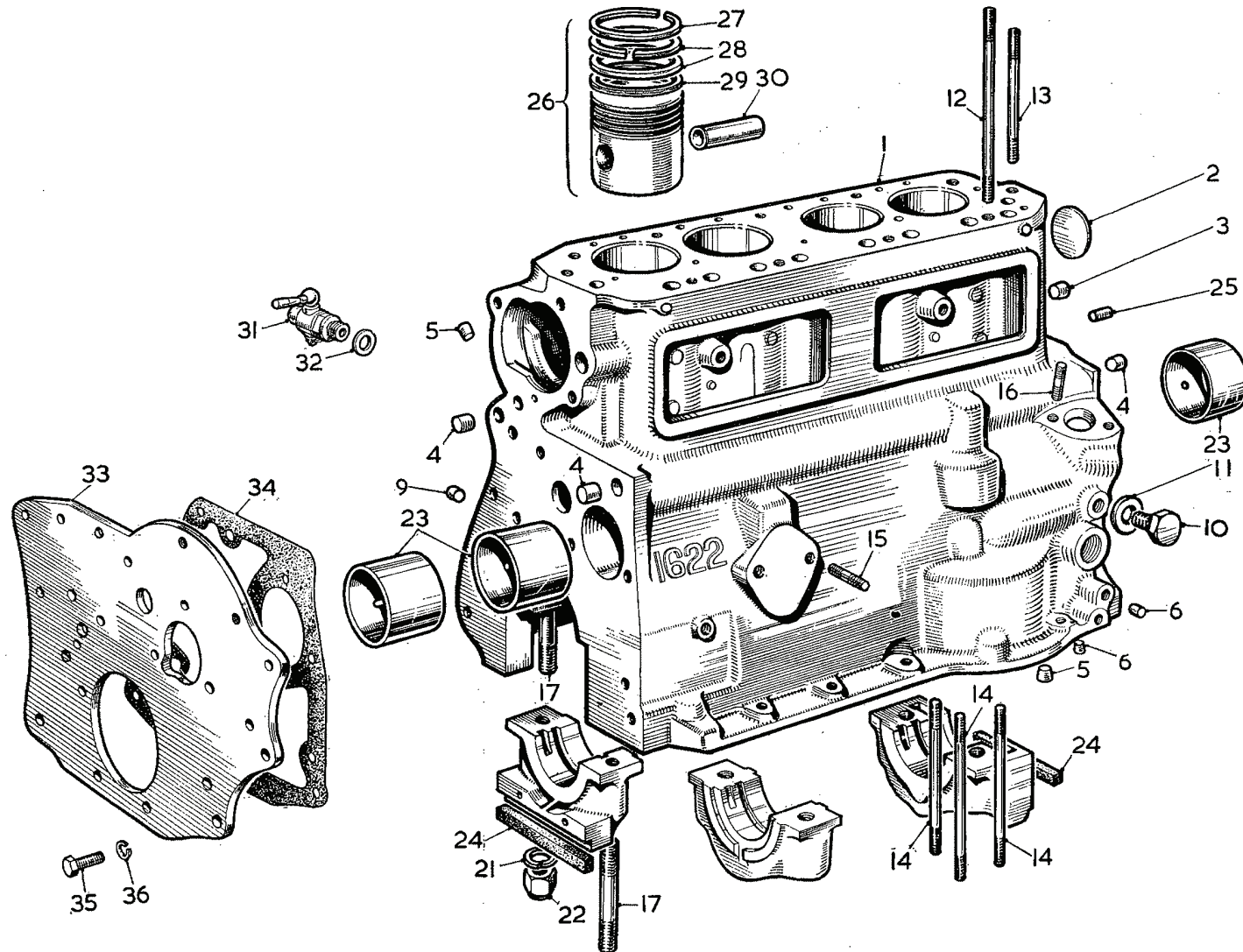


A0969A

SERVICE PARTS LIST

THE MGA 1600

Item No.	DESCRIPTION	Commencing (E) 16GA/H101		Quantity	MODIFICATIONS		REMARKS
		Part Number	Illus. No.		New Part Number	Change Point	
	<b>ENGINE MOUNTINGS</b>						
1	Bracket—engine mounting—front—R/H	AHH5065	1	1			
2	Bracket—engine mounting—front—L/H	AHH5066	2	1			
3	Screw—bracket to mounting plate—R/H	HZS0508	3	2			
4	Nut—screw	LNZ105	4	2			
5	Screw—bracket to plate	CMZ0516	5	2			
6	Nut—screw	LNZ105	6	2			
7	Washer—spring—screw	LWZ205	7	4			
8	Screw—bracket to block	HZS0606	8	2			
9	Washer—spring—screw	LWZ206	9	2			
10	Rubber—engine mounting—front—R/H	AHH5027	10	1			Standard model
11	Rubber—engine mounting—front—R/H		1	1	AHH5833	Com. (C) 91240	All round disc brakes model
12	Rubber—engine mounting—front—L.H.	AHH5028	11	1			
13	Washer—engine mounting to bracket (spring)	LWZ205	12	4			
14	Nut—mounting to bracket	FNZ105	13	4			
15	Screw—mounting rubber to frame bracket	HZS0506	14	5			Standard model
16	Screw—mounting rubber to frame bracket		4	4	HZS0506	Com. (C) 91240	All round disc brakes model
17	Screw—mounting rubber and coil bracket to frame bracket	HZS0507		3			Standard model
18	Screw—mounting rubber and coil bracket to frame bracket		4	4	HZS0505	Com. (C) 91240	All round disc brakes model
19	for screw	FNZ105	15	8			
20	Washer—spring—screw	LWZ205	16	8			
21	Bush—rear engine mounting—flexible	AHH5031	17	1			
22	Bolt—bush	HBZ0826	18	1			
23	Washer—spring—screw	LWZ208	19	1			
24	Nut—bolt	LNZ108	20	1			



A0805F

SERVICE PARTS LIST

THE MGA 1600

Item No.	DESCRIPTION	Commencing (E) 16GC/H101		Quantity	MODIFICATIONS		REMARKS
		Part Number	Illus. No.		New Part Number	Change Point	
	<b>ENGINE</b>						
	<b>ENGINE UNIT</b>						
1	Stripped engine unit	H.C. 48G214		1			
2	Stripped engine unit	L.C. 48G218		1			
3	Half engine unit	H.C. 48G213		1			
4	Half engine unit	L.C. 48G217		1			
5	Cylinder block assembly	H.C. 48G212	1	1			
6	Cylinder block assembly	L.C. 48G219		1			
7	Plug—welch	2K8169	2	4			
8	Plug—oil gallery	1H813	3	1/4			Quantity increased at (E) 16GC/2327 also 2157 to 2225
9	Plug—oil gallery	2K8023	4	3		Fin. (E) 16GC/2326 except 2157 to 2225	
10	Plug—taper—crankcase oil hole	0K874	5	2			
11	Plug—oil relief valve vent hole	0K899	6	2			
12	Plug—chain tensioner oil feed	11G14	9	1			
13	Plug—oil hole (screwed)	2K4993	10	1			
14	Washer—screwed plug	0K638	11	1			
15	Stud—cylinder head (long)	51K245	12	4			
16	Stud—cylinder head (short)	51K246	13	7			
17	Stud—oil pump (short)	51K207	14	3			
18	Stud—crankcase vent pipe clip	53K257	15	2			Correction was 53K275
19	Stud—tachometer drive spindle housing	53K2171	16	2			
20	Stud—main bearing	51K894	17	6			
21	Cap—main bearing (front)	N.S.P.		1			
22	Cap—main bearing (centre)	N.S.P.		1			
23	Cap—main bearing (rear)	N.S.P.		1			
24	Washer—spring—main bearing stud	LWN208	21	6			Part No. change was 2K5897
25	Nut—main bearing stud	LNN208	22	6			
26	Liner—camshaft bearing	8G2176	23	1 set			
27	Joint—front and rear main bearing cap	1H353	24	2			
28	Dowel—gearbox mounting plate	1G752	25	2	1K51		For 1G752 use 1K51 for this application
29	Tap—cylinder block drain	3H576	31	1			
30	Washer—drain tap	2K4954	32	1			] Alternatives
31	Washer—drain tap	2K4975		1			

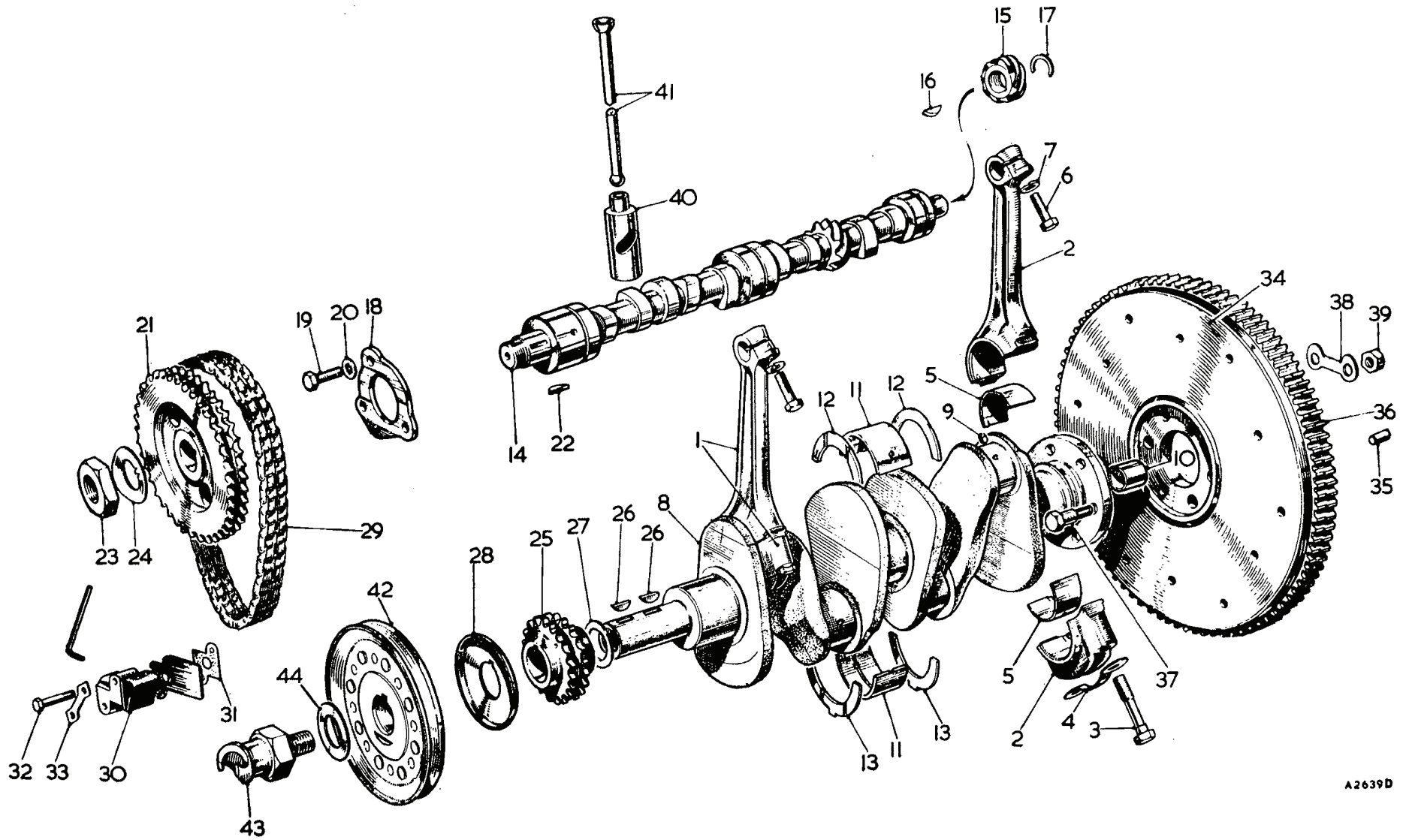
SERVICE PARTS LIST

THE MGA 1600

Item No.	DESCRIPTION	Commencing (E) 16GC/H101		Quantity	MODIFICATIONS		REMARKS
		Part Number	Illus. No.		New Part Number	Change Point	
<b>Engine Unit—continued</b>							
1	Piston assembly—standard—grade 3	12H043703	26	4			
2	Piston assembly—standard—grade 6	12H043706		4			
3	Piston assembly .010" (.254 mm.) o/s grade 3	12H043713		4			
4	Piston assembly .010" (.254 mm.) o/s grade 6	12H043716		4			
5	Piston assembly .020" (.508 mm.) o/s grade 3	12H043723		4			
6	Piston assembly .020" (.508 mm.) o/s grade 6	12H043726		4			
7	Piston assembly .030" (.762 mm.) o/s grade 3	12H043733		4			
8	Piston assembly .030" (.762 mm.) o/s grade 6	12H043736		4			
9	Piston assembly .040" (1.016 mm.) o/s grade 3	12H043743		4			
10	Piston assembly .040" (1.016 mm.) o/s grade 6	12H043746		4			
11	Piston assembly—standard	12H525		4		Fin. (E) 16GS/L126	Not available; use 12H045503 or 12H045506 in sets
12	Piston assembly—standard—grade 3			4	12H045503	Com. (E) 16GC/L127	
13	Piston assembly—standard—grade 6			4	12H045506		
14	Piston assembly .010" (.254 mm.) o/s grade 3	12H045513		4			
15	Piston assembly .010" (.254 mm.) o/s grade 6	12H045516		4			
16	Piston assembly .020" (.508 mm.) o/s grade 3	12H045523		4			
17	Piston assembly .020" (.508 mm.) o/s grade 6	12H045526		4			
18	Piston assembly .030" (.762 mm.) o/s grade 3	12H045533		4			
19	Piston assembly .030" (.762 mm.) o/s grade 6	12H045536		4			
20	Piston assembly .040" (1.016 mm.) o/s grade 3	12H046643		4			
21	Piston assembly .040" (1.016 mm.) o/s grade 6	12H045546		4			
22	Ring—compression—top (standard)	12H439	27	4			
23	Ring—compression—top .010" (.254 mm.) o/s	12H043910		4			
24	Ring—compression—top .020" (.508 mm.) o/s	12H043920		4			
25	Ring—compression—top .030" (.762 mm.) o/s	12H043930		4			
26	Ring—compression—top .040" (1.016 mm.) o/s	12H043940		4			
27	Ring—compression—2nd and 3rd (standard)	12H440	28	8			
28	Ring—compression—2nd and 3rd .010" (.254 mm.) o/s	12H044010		8			
29	Ring—compression—2nd and 3rd .020" (.508 mm.) o/s	12H044020		8			
30	Ring—compression—2nd and 3rd .030" (.762 mm.) o/s	12H044030		8			
31	Ring—compression—2nd and 3rd .040" (1.016 mm.) o/s	12H044040		8			
32	Ring—scraper (standard)	12H441	29	4	12H855		12H441, 12H044110, /20/30/40 not available; use 12H855, 12H085510/20/30/40
33	Ring—scraper .010" (.254 mm.) o/s	12H044110		4	12H085510		
34	Ring—scraper .020" (.508 mm.) o/s	12H044120		4	12H085520		
35	Ring—scraper .030" (.762 mm.) o/s	12H044130		4	12H085530		
36	Ring—scraper .040" (1.016 mm.) o/s	12H044140		4	12H085540		
37	Pin—gudgeon (standard)	12H442	30	4			
38	Pin—gudgeon .002" (.0508 mm.) o/s	12H044202		4			
39	Pin—gudgeon .004" (.1016 mm.) o/s	12H044204		4			
40	Pin—gudgeon .006" (.1524 mm.) o/s	12H044206		4			

To facilitate the ordering of pistons the grade has been included in the part number and it is important that the new part number is always quoted.





A2639D

SERVICE PARTS LIST

THE MGA 1600

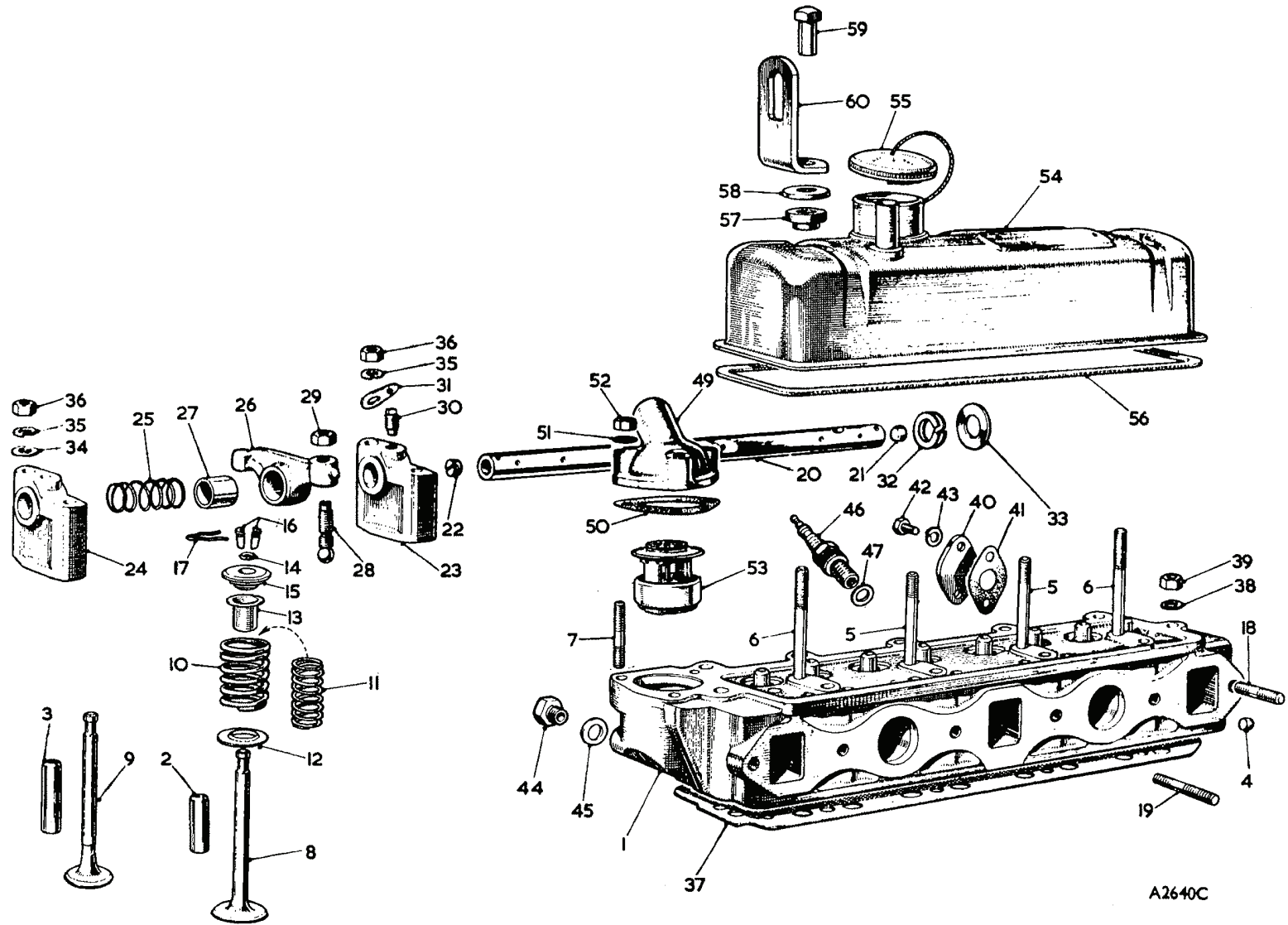
Item No.	DESCRIPTION	Commencing (E) 16GC/H101		Quantity	MODIFICATIONS		REMARKS
		Part Number	Illus. No.		New Part Number	Change Point	
<b>CONNECTING ROD AND BEARINGS</b>							
1	Connecting rod and cap nos. 1 and 3 cylinders	12H426	1	2			
2	Connecting rod and cap nos. 2 and 4 cylinders	12H424	2	2			
3	Screw—cap	51K1388	3	8			
4	Washer—lock—screw	6K881	4	4			
5	<b>Bearing—connecting rod—big end (standard)</b>	8G2285	5	1 set			
6	Bearing—connecting rod—big end .010" (.254 mm.) u/s	8G228510		1 set			
7	Bearing—connecting rod—big end .020" (.508 mm.) u/s	8G228520		1 set			
8	Bearing—connecting rod—big end .030" (.762 mm.) u/s	8G228530		1 set			
9	Bearing—connecting rod—big end .040" (1.016 mm.) u/s	8G228540		1 set			
10	Screw—clamping	51K1774	6	4			
11	Washer—spring—screw	2K5319	7	4	LWN305		2K5319 not available; use LWN305
<b>CRANKSHAFT AND CAMSHAFT</b>							
12	<b>Crankshaft</b>	12H428	8	1			
13	Restrictor—oil	11G1167	9	4			
14	Bush—1st motion shaft	1G765	10	1			
15	Crankshaft with bearings (reground)	48G226		1	48G258		48G226 not available; use LWN305
16	<b>Bearing—main (standard)</b>	8G2323	11	1 set			
17	Bearing—main .010" (.254 mm.) u/s	8G232310		1 set	8G233510		8G232310 not available; use 8G233510
18	Bearing—main .020" (.508 mm.) u/s	8G232320		1 set			
19	Bearing—main .030" (.762 mm.) u/s	8G232330		1 set	8G233530		8G232330 not available; use 8G233530
20	Bearing—main .040" (1.016 mm.) u/s	8G232340		1 set	8G233540		8G232340 not available; use 8G233540
21	Washer—thrust (upper) (standard)	1G2331	12	2			
22	Washer—thrust (upper) .003" (.0762 mm.) o/s	1G233103		2			
23	Washer—thrust (lower) (standard)	1G2332	13	2			
24	Washer—thrust (lower) .003" (.0762 mm.) o/s	1G233203		2			
25	<b>Camshaft</b>	88G252	14	1			Part No. change; was 1H729 and 1H1435
26	<b>Gear—tachometer drive</b>	1H730	15	1			
27	Key—tachometer gear	WKN304	16	1			
28	Spring ring—tachometer gear	1H605	17	1			
29	Plate—camshaft locating	11G136	18	1			
30	Screw—locating plate to crankcase	HNS0406	19	3			
31	Washer—shakeproof—screw	LWN404	20	3			
32	<b>Gear—camshaft</b>	11G203	21	1			
33	Key—camshaft gear	WKN505	22	1			
34	Nut—camshaft gear	6K629	23	1			
35	Washer—lock—nut	2A759	24	1			



SERVICE PARTS LIST

THE MGA 1600

Item No.	DESCRIPTION	Commencing (E) 16GC/H101		Quantity	MODIFICATIONS		REMARKS
		Part Number	Illus. No.		New Part Number	Change Point	
	<b>Crankshaft and Camshaft—continued</b>						
1	<b>Gear—crankshaft</b> .....	1A2028	25	1			
2	Key—crankshaft gear and pulley .....	2H326	26	2			
3	Washer—packing .....	2K6633	27	A/R			
4	Thrower—oil—crankshaft front .....	1A1546	28	1	12H775	Com. (E) 16GC/8263	
5	Chain—timing .....	2H4905	29	1			
6	Tensioner assembly—chain .....	17H343	1	1			Not available; use component parts
7	Tensioner assembly .....	17H6680	1	1			
8	Slipper head .....	17H31	1	1			
9	Key—Allen .....	17H6679	1	1			Service purposes only
10	Joint washer—tensioner .....	AEC339	31	1			
11	Screw—tensioner to crankcase .....	HB3N0412	32	2			
12	Washer—lock—screw .....	AEC340	33	1			
13	Bolt—flywheel to crankshaft .....	51K1022	37	6			
14	Washer—lock—bolt .....	6K26	38	3			
15	Nut—bolt .....	FNZ506	39	6			
	<b>FLYWHEEL</b>						
16	<b>Flywheel with starter ring gear and dowels</b> .....	1H651	34	1	12H587	Com. (E) 16GC/3708	
17	Dowel—clutch to flywheel .....	1G2984	35	2			
18	Ring gear—starting .....	1G2874	36	1			Not U.K.
	<b>TAPPETS AND PUSH-RODS</b>						
19	<b>Tappet (standard)</b> .....	1H822	40	8			
20	Tappet .010" (.254 mm.) o/s .....	1H082210		8			
21	Tappet .020" (.508 mm.) o/s .....	1H082220		8			
22	<b>Push-rod</b> .....	11G241	41	8			] Alternative's
23	<b>Push-rod</b> .....	12H1306					
	<b>CRANKSHAFT PULLEY</b>						
24	<b>Pulley—crankshaft</b> .....	11G81	42	1	12H773	Com. (E) 16GC/8263	
25	Nut—starting .....	1H765	43	1			
26	Washer—lock—starting nut .....	1G1319	44	1			



SERVICE PARTS LIST

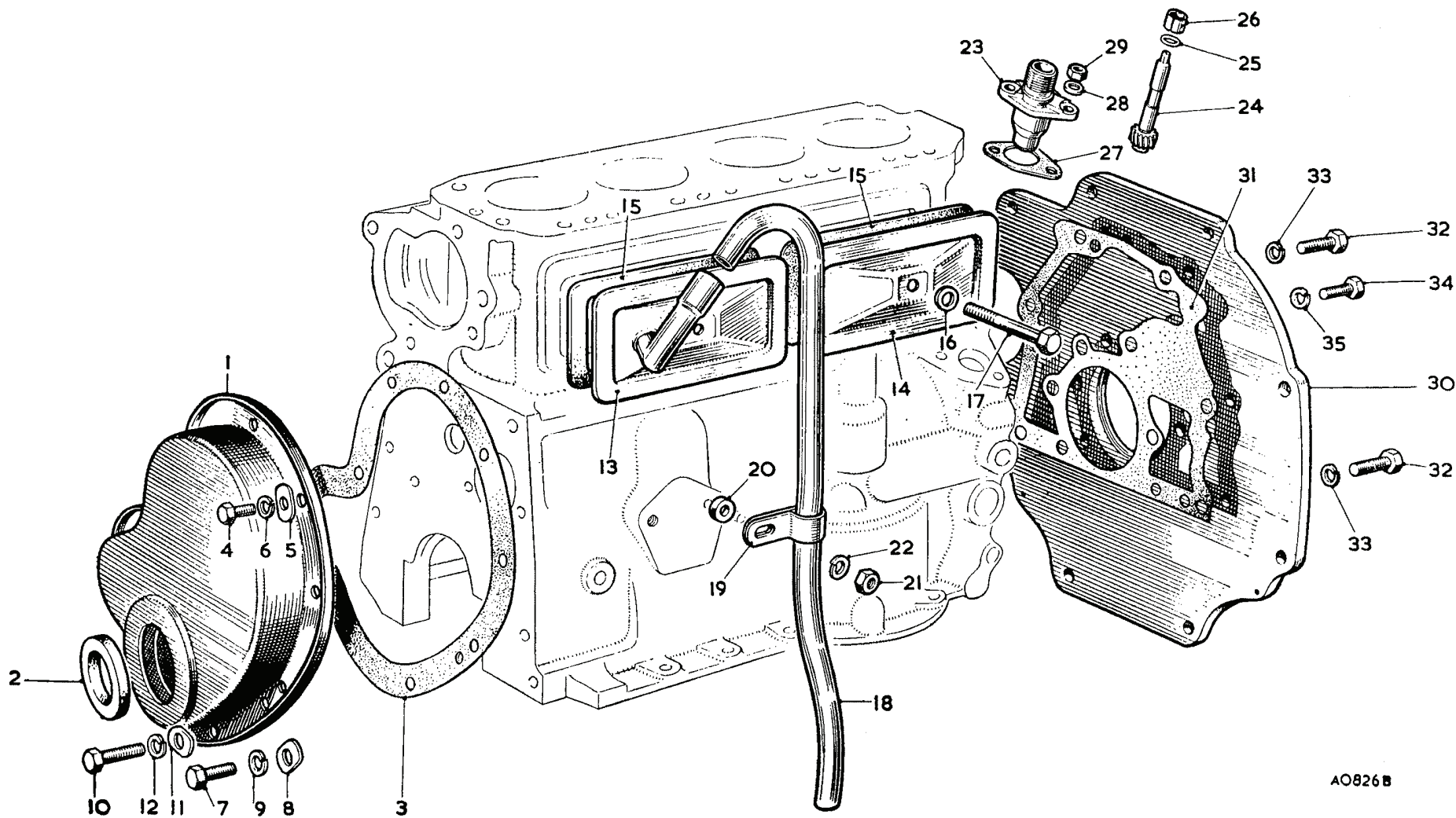
THE MGA 1600

Item No.	DESCRIPTION	Commencing (E) 16GC/H101		Quantity	MODIFICATIONS		REMARKS
		Part Number	Illus. No.		New Part Number	Change Point	
	<b>CYLINDER HEAD—VALVES—GUIDES— SPRINGS—ROCKERS</b>						
1	Cylinder head assembly (less rocker gear)	48G216		1			Not available; use component parts
2	Cylinder head with valve guides	48G215	1	1			
3	Guide—inlet valve	12H484	2	4			
4	Guide—exhaust valve	11G193	3	4			
5	Plug—oil hole	6K872	4	1			
6	Stud—rocker bracket (short)	51K881	5	2			
7	Stud—rocker bracket (long)	51K893	6	2			
8	Stud—water outlet elbow	53K531	7	3			
9	Valve—inlet	12H435	8	4			
10	Valve—exhaust	12H436	9	4			
11	Spring—valve (outer)	6K873	10	8			
12	Spring—valve (inner)	1H723	11	8			
13	Collar—valve spring	1H1321	12	8			
14	Shroud—valve guide	1H1320	13	8			
15	Ring—valve packing	AEK113	14	8			
16	Cup—valve spring	1H1319	15	8			
17	Cotter—valve (halves)	1K800	16	16			
18	Circlip—valve cotter	1K372	17	8			
19	Stud—exhaust manifold to cylinder head	FHS2513	18	2			
20	Stud—inlet and exhaust manifold to cylinder head	53K490	19	4			
21	Shaft assembly—valve rocker	1G2522		1			
22	Shaft—valve rocker (plugged)	11G62	20	1			
23	Plug—valve rocker (plain)	6K878	21	1			
24	Plug—valve rocker (screwed)	2K4608	22	1			
25	Bracket—rocker shaft (tapped)	12H339	23	1			
26	Bracket—rocker shaft (plain)	12H390	24	3			
27	Spring—rocker spacing	6K871	25	3			
28	Rocker—valve—bushed	11G45	26	8			
29	Bush—valve rocker	1G2295	27	8			
30	Rivet—valve rocker	5C2436		8			
31	Screw—tappet adjusting	48G207	28	8			
32	Nut—tappet adjusting screw (lock)	51K1178	29	8			
33	Screw—rocker shaft locating	2A258	30	1			
34	Plate—locating screw (lock)	2A259	31	1			
35	Washer—spring—rocker shaft	1A2139	32	2			
36	Washer—rocker shaft	2K6804	33	2			
37	Washer—plain—rocker bracket stud	PWN105	34	3			
38	Washer—spring—rocker bracket stud	2K5319	35	4	LWN305		2K5319 not available; use LWN305
39	Nut—rocker bracket stud	FNN105	36	4			
40	Joint—cylinder head	12H433	37	1			
41	Washer—plain—cylinder head stud	PWN106	38	11			
42	Nut—cylinder head stud	53K371	39	11	51K371		Not available use 51K371

SERVICE PARTS LIST

THE MGA 1600

Item No.	DESCRIPTION	Commencing (E) 16GC/H101		Quantity	MODIFICATIONS		REMARKS
		Part Number	Illus. No.		New Part Number	Change Point	
	<b>Cylinder Head—Valves—Guides—Springs—Rockers—continued</b>						
1	Plate - heater outlet elbow blanking .....	1G1282	40	1			
2	Joint washer—blanking plate .....	1G2342	41	1			
3	Screw -plate to cylinder head .....	1ZS0404	42	2			
4	Washer -spring—screw .....	1WN304	43	2			
5	Plug—thermal transmitter boss .....	1G2953	44	1			
6	Washer—plug .....	1B3664	45	1			
	<b>SPARKING PLUGS</b>						
7	Plug—sparking .....	3H2006	46	4			
8	Gasket for plug .....	88G219	47	4			Part No. change; was 11G145 and 2K5211
	<b>WATER OUTLET ELBOW—THERMOSTAT</b>						
9	Elbow—water outlet .....	1W727	49	1			
10	Joint—elbow to cylinder head .....	12A29	50	1			
11	Washer—plain—stud in cylinder head .....	PWZ105	51	3			
12	Nut stud .....	FNZ105	52	3			
13	Thermostat .....	11K399	53	1			
	<b>VALVE ROCKER COVER—OIL FILLER</b>						
14	Cover—valve rocker .....	1111339	54	1			
15	Cap and cable—oil filler .....	8G612	55	1			
16	Joint—cover .....	12H37	56	1			
17	Bracket—engine sling .....	2A329	60	2			
18	Bush—cover (rubber) .....	2K8568	57	2			
19	Washer—cup - nut .....	1A2156	58	2			
20	Nut—cover .....	2A150	59	2			

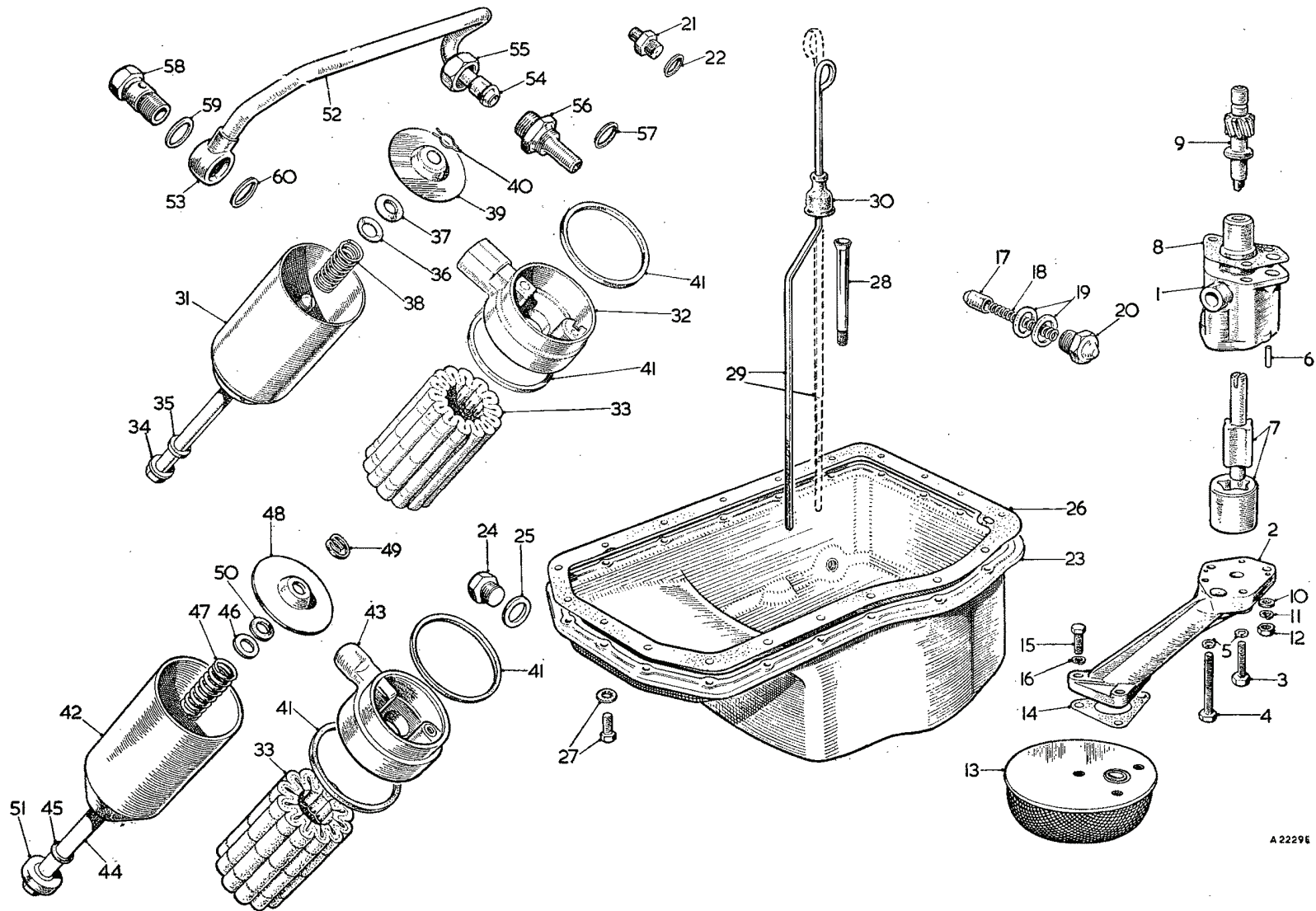


AO826B

SERVICE PARTS LIST

THE MGA 1600

Item No.	DESCRIPTION	Commencing (E) 16GC/H101		Quantity	MODIFICATIONS		REMARKS
		Part Number	Illus. No.		New Part Number	Change Point	
<b>CYLINDER, FRONT AND SIDE COVERS</b>							
1	Cover—front (with oil catcher and felt) .....	11G93	1	1			
2	Ring—crankcase front cover (felt) .....	2K7140	2	1		Fin. (E) 16GC/8262	
3	Cover—front .....			1	12H771	Com. (E) 16GC/8263	
4	Seal—oil (rubber) .....			1	2A939		
5	Joint—front cover .....	11G95	3	1			
6	Screw—front cover to front plate .....	HZS0403	4	3			
7	Washer—plain—screw .....	2K5197	5	3			
8	Washer—spring—screw .....	LWN204	6	3			
9	Screw—front cover to mounting plate and crankcase .....	HZS0506	7	4			
10	Washer—plain—screw .....	2K7440	8	4			
11	Washer—spring—for screw .....	LWN205	9	4			
12	Screw—front cover to bearing cap .....	HZS0406	10	2			
13	Washer—plain—screw .....	2K5197	11	2			
14	Washer—spring—screw .....	LWN204	12	2			
15	Cover—cylinder side—front (with elbow) .....	12H156	13	1	12H950		12H156 not available; use 12H950
16	Cover—cylinder side—rear .....	12H152	14	1	12H941		12H152 not available; use 12H941
17	Joint—rear cover .....	12A24	15	2			
18	Screw—side cover to crankcase .....	HBZ0513	17	2			
19	Washer—plain—screw .....	2K4958	16	2			
20	Pipe—crankcase vent .....	1H871	18	1			
21	Clip—pipe .....	1G2602	19	1	12H981		1G2602 not available; use 12H981
22	Distance piece—clip to crankcase .....	1H840	20	1			
23	Nut—stud—pipe to crankcase .....	FNZ105	21	1			
24	Washer—spring—nut .....	LWZ205	22	1			
<b>TACHOMETER DRIVE</b>							
25	Housing—tachometer drive pinion .....	1H591	23	1			
26	Pinion—tachometer drive .....	1H721	24	1			
27	Oil seal—pinion .....	1G2398	25	1			
28	Ring—oil seal retaining .....	1G2399	26	1			
29	Joint—tachometer pinion housing .....	1G2401	27	1			
30	Washer—plain—tachometer housing stud .....	PWZ105	28	2			
31	Nut—stud .....	FNZ105	29	2			
<b>GEARBOX MOUNTING PLATE</b>							
32	Plate—gearbox mounting .....	1H821	30	1			
33	Joint—mounting plate to crankcase .....	1G2425	31	1			
34	Screw—mounting plate to crankcase .....	53K1777	32	8			
35	Washer—spring—screw .....	LWZ306	33	8			
36	Screw—mounting plate to crankcase .....	53K1776	34	4			
37	Washer—spring—screw .....	LWZ305	35	4			



A 22296

SERVICE PARTS LIST

THE MGA 1600

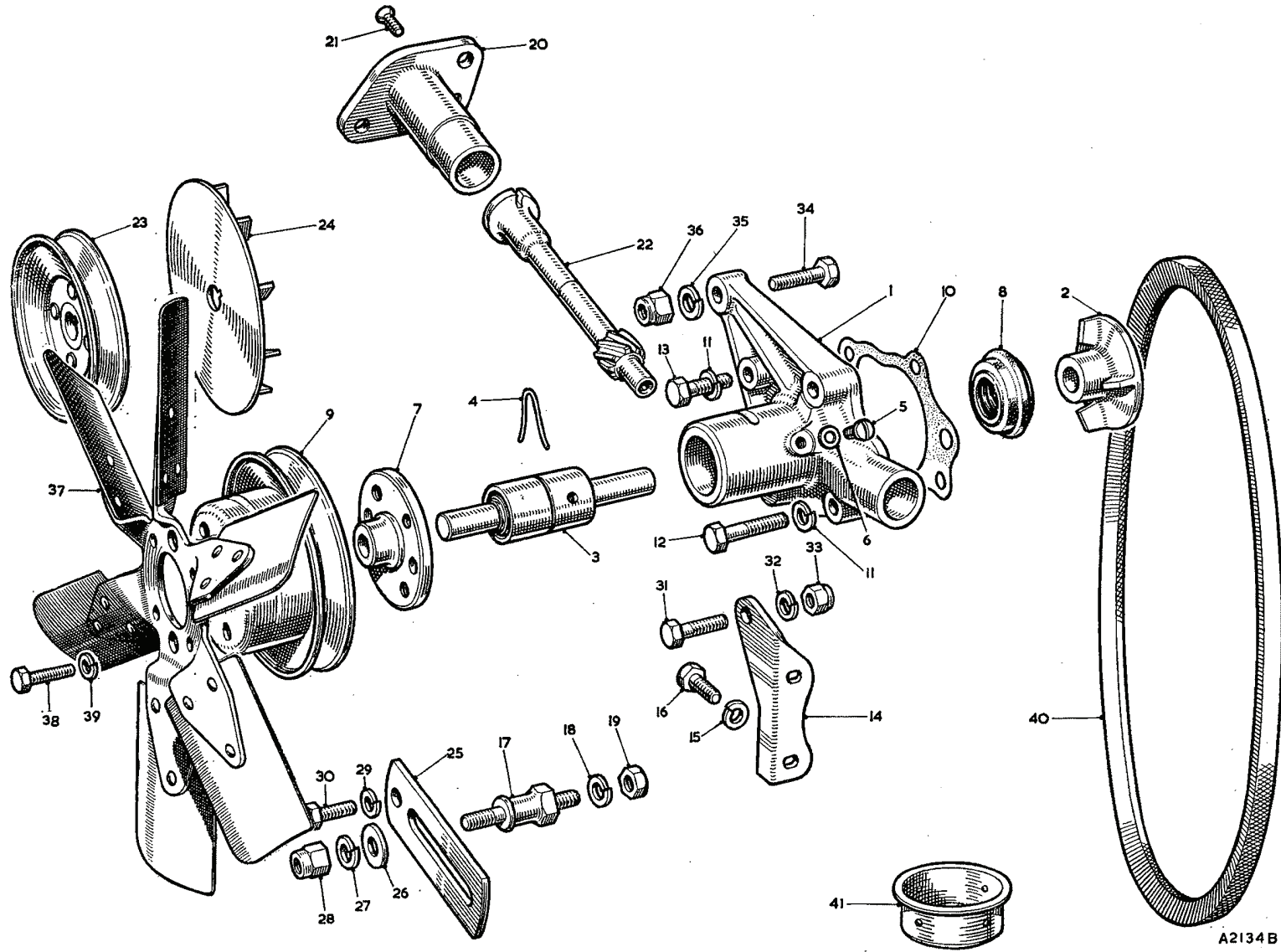
Item No.	DESCRIPTION	Commencing (E) 16GC/11101		Quantity	MODIFICATIONS		REMARKS
		Part Number	Illus. No.		New Part Number	Change Point	
	<b>OIL PUMP—STRAINER—RELEASE VALVE</b>						
1	<b>Pump assembly—oil</b> .....	88G296		1			
2	Body with plug .....	N.S.P.	1	1			
3	Cover .....	17H1712	2	1			
4	Screw—cover (short) .....	HNS0408	3	1			
5	Screw—cover (long) .....	HNS0414	4	1			
6	Washer—spring—screw .....	LWN204	5	2			
7	Dowel .....	7H1793	6	2			
8	<b>Shaft—driving (with rotors)</b> .....	7H1792	7	1			
9	Joint—pump to crankcase .....	11G10	8	1			
10	Spindle—oil pump driving .....	11G12	9	1			
11	Washer—plain—stud .....	PWN105	10	3			
12	Washer—spring—stud .....	2K5319	11	3	LWN305		2K5319 not available; use LWN305
13	Nut—stud—oil pump to crankcase .....	PNN105	12	3			
14	<b>Strainer—oil</b> .....	12H398	13	1	12H984		12H398 not available; use 12H984
15	Joint washer—strainer to pump .....	1H1198	14	1			
16	Bolt—oil strainer to pump .....	HNS0407	15	3			
17	Washer—spring—bolt .....	LWN304	16	3			
18	<b>Valve—oil release</b> .....	1G1452	17	1			
19	Spring—oil release valve .....	11H756	18	1			
20	Washer—cap nut .....	2K4982	19	2			
21	Nut—cap—oil release valve .....	1A2206	20	1			
22	Union—oil pressure .....	11G15	21	1			
23	Washer—union .....	6K638	22	1			



SERVICE PARTS LIST

THE MGA 1600

Item No.	DESCRIPTION	Commencing (E) 16GC/H101		Quantity	MODIFICATIONS		REMARKS
		Part Number	Illus. No.		New Part Number	Change Point	
<b>OIL RESERVOIR—DIPPER ROD</b>							
1	Reservoir—oil .....	12H395	23	1			
2	Plug—drain .....	88G257	24	1			Part No. change; was 2F4249 and 2A380
3	Washer—drain plug .....	6K638	25	1			
4	Joint—reservoir to crankcase .....	12H397	26	1	88G256		12H397 not available; use 37H996
5	Screw with captive washer—reservoir to crankcase .....	6K639	27	10			Not available; use HZS0404 with LWZ404
6	Screw—reservoir to crankcase .....	HZS0404		19			
7	Washer—screw (shakeproof) .....	LWZ404		19			
8	Tube—oil dipper rod .....	1B1063	28	1			
9	Rod—oil level indicator .....	12H74	29	1			
10	Cover—oil level indicator (dust) .....	1B1735	30	1			
<b>OIL FILTER AND PIPE</b>							
11	Filter assembly—oil (Tecalemit) .....	N.S.P.		1			Was 1H1067
12	Container .....	1H1069	31	1			
13	Head assembly .....	1H1068	32	1			
14	Element .....	8G683	33	1			
15	Bolt—centre .....	7H1965	34	1			
16	Washer—sealing .....	7H1948	35	1			
17	Washer (steel) .....	7H1969	36	1			
18	Washer—felt .....	7H1968	37	1			
19	Spring .....	7H1764	38	1			
20	Plate—pressure .....	17H846	39	1			
21	Circlip .....	7H1952	40	1			
22	Joint ring—body to filter head and crankcase .....	8G619	41	2			
23	Filter assembly—oil (Purolator) .....	N.S.P.		1			Was 1H1051
24	Body assembly .....	1H1053	42	1			
25	Head assembly .....	1H1052	43	1			
26	Element .....	8G683	33	1			
27	Bolt—centre .....	17H1558	44	1			
28	Ring—sealing .....	17H1556	45	1			
29	Washer—filter .....	17H1448	46	1			
30	Spring .....	17H1449	47	1			
31	Plate—pressure .....	17H1446	48	1			
32	Circlip .....	17H1557	49	1	37H996	Com. (E) not available	17H1557 not available; use 37H996
33	Joint ring—body to filter head and crankcase .....	8G619	41	2			
34	Seal .....	17H1447	50	1			
35	Collar—centre bolt .....	17H1559	51	1			
36	Pipe assembly—filter to crankcase .....	1H1056	52	1			
37	Banjo union .....	1K2141	53	1			
38	Nipple—pipe .....	2K5163	54	1			
39	Nut—nipple .....	2K5164	55	1			
40	Adaptor—full flow filter connection .....	1H922	56	1			
41	Joint washer—adaptor .....	6K501	57	1			
42	Screw—banjo union .....	1K2142	58	1			
43	Washer—screw (outer) .....	1H898	59	1			
44	Washer—screw (inner) .....	6K501	60	1			



A2134 B

SERVICE PARTS LIST

THE MGA 1600

Item No.	DESCRIPTION	Commencing (E) 16GC/H101		Quantity	MODIFICATIONS		REMARKS
		Part Number	Illus. No.		New Part Number	Change Point	
	<b>WATER PUMP AND PULLEY</b>						
1	<b>Pump assembly—water (with hub less pulley)</b> .....	1H1149	.....	1	12H839		1H1149 not available; use 12H839
2	Body .....	N.S.P.	1	1			was 1H1151
3	Vane .....	1H1152	2	1			
4	<b>Bearing (with spindle)</b> .....	1H1153	3	1			
5	Wire—bearing locating .....	2A778	4	1			
6	Screw—lubricating point .....	53K1433	5	1			
7	Washer—screw (fibre) .....	2K4974	6	1			
8	Hub—pulley .....	8G724	7	1			Part No. change; was 1H1154
9	Seal—water pump .....	8G698	8	1	13H772		8G698 not available; use 13H772
10	Pulley—fan and water pump .....	11G200	9	1	8G742		11G200 not available; use 8G742
11	Joint—pump to crankcase .....	1G2302	10	1			
12	Washer—spring—screw .....	2K5319	11	4	LWN305		2K5319 not available; use LWN305
13	Screw—pump to crankshaft (long) .....	HBZ0512	12	2			
14	Screw—pump to crankshaft (short) .....	HZS0509	13	2			
	<b>DYNAMO AND DISTRIBUTOR MOUNTING</b>						
15	Bracket—dynamo—rear .....	2A758	14	1	12A526		2A758 not available; use 12A526
16	Washer—spring—for screw .....	2K5319	15	2			
17	Screw—bracket to crankshaft .....	HZS0506	16	2			
18	Pillar—dynamo adjusting link .....	2A128	17	1			
19	Washer—spring—pillar .....	LWN306	18	1			
20	Nut—dynamo pillar .....	FNZ506	19	1			
21	<b>Housing—distributor</b> .....	1G2285	20	1			
22	Screw—housing to crankcase .....	53K1206	21	1			
23	<b>Spindle—distributor driving</b> .....	2A139	22	1			] Alternatives not available; use 1G2062
24	Spindle—distributor driving .....	2A847	.....	1			
25	Spindle—distributor driving .....			1	1G2062		

SERVICE PARTS LIST

THE MGA 1600

Item No.	DESCRIPTION	Commencing (E) 16GC/H101		Quantity	MODIFICATIONS		REMARKS
		Part Number	Illus. No.		New Part Number	Change Point	
	<b>Dynamo and distributor mounting—continued</b>						
1	Pulley—dynamo	12H71	23	1	12H1178		12H71 not available; use 12H1178
2	Fan—dynamo	17D11	24	1			
3	Link—dynamo adjusting	2A497	25	1	12H67		2A497 not available; use 12H67
4	Washer—plain—nut	PWN106	26	1			Part No. change was 2K9932
5	Washer—spring—nut	LWZ306	27	1			
6	Nut—adjusting link	LNZ206	28	1			
7	Screw—adjusting link to pillar	ZCS0505	30	1			
8	Washer—spring—screw	2K5319	29	1	LWN305		2K5319 not available; use LWN305
9	Bolt—dynamo to mounting bracket	HZS0509	31	1			
10	Washer—spring—screw	2K5319	32	1	LWN305		2K5319 not available; use LWN305
11	Nut—bolt	LNZ205	33	1			
12	Bolt—dynamo to water pump	HBZ0514	34	1			
13	Washer—spring—bolt	2K5319	35	1	LWN305		2K5319 not available; use LWN305
14	Nut—bolt	LNZ205	36	1			

**SERVICE PARTS LIST**

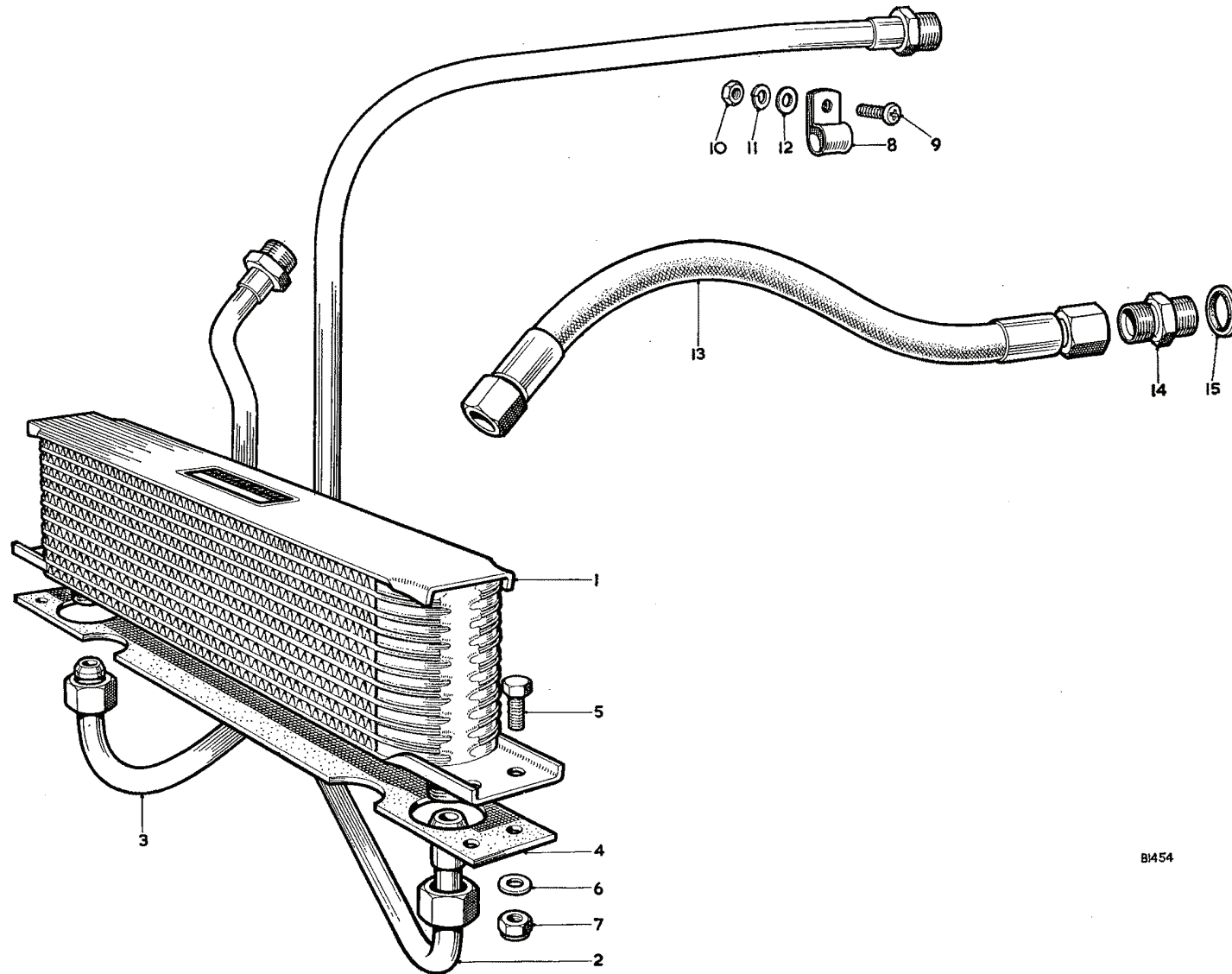
**THE MGA 1600**

Item No.	DESCRIPTION	Commencing (E) 16GC/H101		Quantity	MODIFICATIONS		REMARKS
		Part Number	Illus. No.		New Part Number	Change Point	
	<b>FAN AND FAN BELT</b>						
1	Fan—water pump (6 bladed)	AEG129	37	1			
2	Screw—fan to pulley	HZS0406	38	4			
3	Washer—spring—screw	LWN304	39	4			
4	Belt—fan	1H1001	40	1	13H923		1H1001 not available; use 13H923
	<b>BLANKING SLEEVE</b>						
5	Blanking sleeve—thermostat by-pass	11G176	41	1			For use when thermostat is removed
6	Cylinder liner Mk. II	12H514		1		Com. (C) 100352	

SERVICE PARTS LIST

THE MGA 1600

Item No.	DESCRIPTION	Commencing (E) 10GC/H101		Quantity	MODIFICATIONS		REMARKS
		Part Number	Illus. No.		New Part Number	Change Point	
<b>ENGINE SERVICE KITS</b>							
1	<b>Joint set—decarbonising</b> .....	48G220		1			
2	Joint—cylinder head .....			1			
3	Joint—manifold .....			1			
4	Joint—valve rocker cover .....			1			
5	Ring—valve packing (rubber) .....			8			
6	Joint—water outlet elbow .....			1			
7	Joint—carburetter and heat shield .....			6			
8	Joint—heater outlet blanking plate .....			1			
9	Joint—air cleaner to carburetter .....			2			
10	Joint set—supplementary .....	48G221		1	48G242		48G221 not available; Use with relevant joint set for complete engine use 48G242
11	Ring—crankcase front cover (felt) .....	2K7140		1			
12	Joint—main bearing cap .....			2			
13	Joint—oil strainer to oil pump .....			1			
14	Joint—pump to crankcase .....			1			
15	Joint—oil reservoir .....			1			
16	Joint—cylinder side cover to crankcase .....			2			
17	Joint—water pump to crankcase .....			1			
18	Washer—drain plug .....			1			
19	Joint—gearbox mounting plate to crankcase .....			1			
20	Joint—oil filter to crankcase .....			1			
21	Joint—oil pipe adaptor .....			1			
22	Joint—front engine mounting plate .....			1			
23	Joint—front cover .....			1			
24	Joint—chain tensioner .....			1			
25	Washer—cylinder drain tap .....			1			
26	<b>Chain tensioner servicing kit</b> .....	17H341		1			
27	Spring .....			1			
28	Bottom plug .....			1			
29	Tab washer .....			1			
30	Cylinder .....			1			
31	<b>Kit—water pump repair</b> .....	8G2373		1			
32	Vane .....			1			
33	Hub .....			1			
34	Bearing (with spindle) .....			1			
35	Wire—bearing locating .....			1			
36	Screw—lubricating point .....			1			
37	Washer—screw (fibre) .....			1			
38	Seal .....			1			
39	Joint—pump to crankcase .....			1			



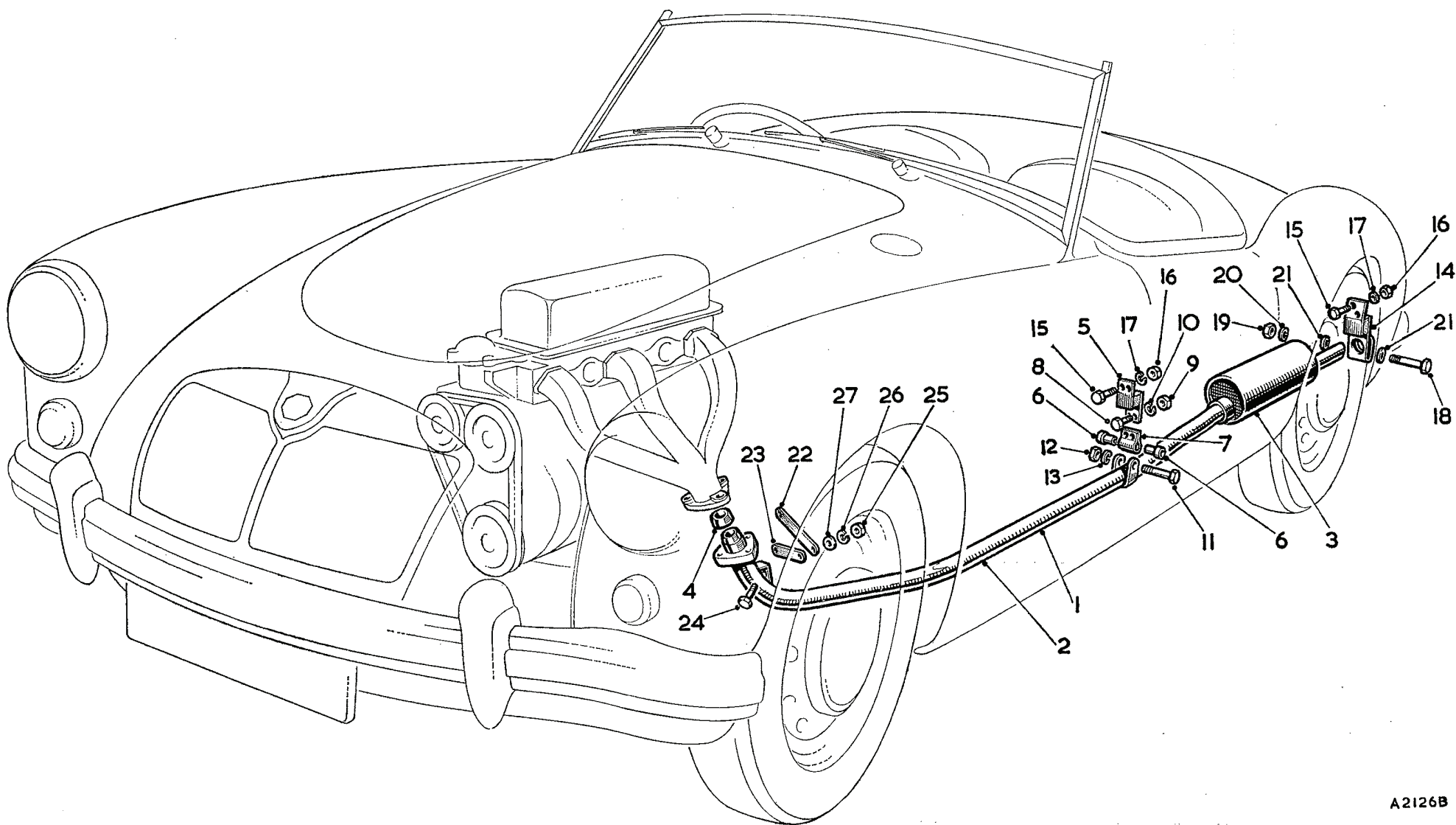
B1454

SERVICE PARTS LIST

THE MGA 1600

Item No.	DESCRIPTION	Commencing (C) 102737		Quantity	MODIFICATIONS		REMARKS
		Part Number	Illus. No.		New Part Number	Change Point	
	<b>OIL COOLER (STANDARD EQUIPMENT—NOT U.K.)</b>						
1	Kit—oil cooler	8G2282		1			Standard model All round disc brakes } Not available; use component parts
2	Kit—oil cooler	8G2325		1			
3	Cooler—oil	ARH113		1	ARH185		ARH113 not available; use ARH185
4	Pipe—filter to cooler	AHH5892	2	1			Standard model
5	Pipe—filter to cooler	AHH6045		1			All round disc brakes
6	Pipe—block to cooler	AHH5891	3	1			Standard model
7	Pipe—block to cooler	AHH6046		1			All round disc brakes
8	Packing—cooler	AHH5902	4	1			
9	Screw—cooler to front apron	HZS0406	5	4			
10	Washer—plain	PWZ104	6	4			
11	Nut	LNZ104	7	4			
12	Clip—pipe	PCR0809	8	2			
13	Screw—clip to wheelarch	PMZ0308	9	2			
14	Nut	FNZ103	10	2			
15	Washer—spring	LWZ103	11	2			
16	Washer—plain	PWZ103	12	2			
17	Pipe—flexible	AHH5883	13	2	AHH6296	Com. (C) 103030	AHH5883 not available; use AHH6296
18	Adaptor union	ARH1113	14	1			] Not available; use AHH6701
19	Seal—bonded	ARH1112	15	1			
20	Adaptor union assembly			1	AHH6701		



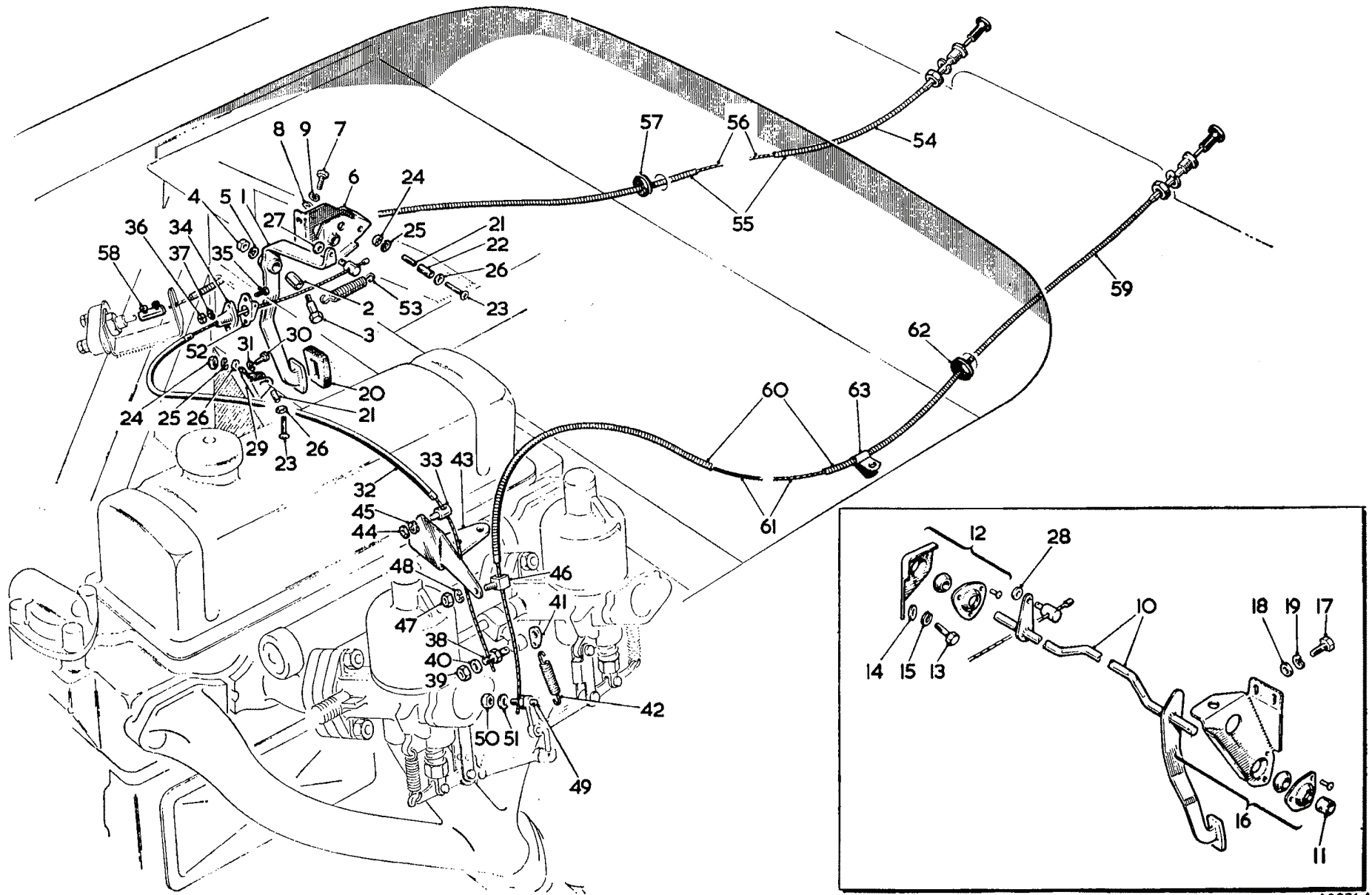


A2126B

SERVICE PARTS LIST

THE MGA 1600

Item No.	DESCRIPTION	Commencing (C) 68851		Quantity	MODIFICATIONS		REMARKS
		Part Number	Illus. No.		New Part Number	Change Point	
	<b>EXHAUST SYSTEM</b>						
1	Pipe assembly—exhaust	ARH63	1	1			
2	Pipe—front	ARH1053	2	1			
3	Silencer and tail pipe	ARH65	3	1			
4	Pipe assembly—exhaust			1	ARH178	] Com. (C) 104805	ARH192 not available; use 88G401
5	Pipe—front			1	ARH1846		
6	Silencer—front			1	ARH192		
7	Pipe—intermediate			1	ARH1845		
8	Silencer (with tail pipe)—rear			1	ARH65		
9	Packing—exhaust pipe	AHH5146	4	1			
10	Mounting—intermediate	AHH5402	5	1			
11	Bush—intermediate mounting	AHH5403	6	2			
12	Housing—intermediate mounting	AHH5404	7	1			
13	Screw—housing to intermediate mounting	HZS0404	8	2			
14	Nut—screw	FNZ104	9	2			
15	Washer—spring—screw	LWZ204	10	2			
16	Bolt—bush and housing to pipe	HBZ0522	11	1			
17	Nut—bolt	FNZ105	12	1			
18	Washer—spring—bolt	LWZ205	13	1			
19	Mounting—rear	AHH5405	14	1			
20	Screw—mounting to frame	HZS0404	15	4			
21	Nut—screw	FNZ104	16	4			
22	Washer—spring—screw	LWZ204	17	4			
23	Bolt—rear mounting and tail pipe	HBZ0422	18	1			
24	Nut—bolt	FNZ104	19	1			
25	Washer—spring—bolt	LWZ204	20	1			
26	Washer—plain—bolt	PWZ104	21	2			
27	Strap—upper—front mounting	AHH5406	22	1			
28	Strap—lower—front mounting	AHH5407	23	1			
29	Screw—strap to front pipe	HZS0505	24	1			
30	Nut—screw	FNZ105	25	1			
31	Washer—spring—screw	LWZ205	26	1			
32	Washer—plain—screw	PWZ105	27	1			



A2276A

To face page A.18

SERVICE PARTS LIST

THE MGA 1600

Item No.	DESCRIPTION	Commencing (C) 68851		Quantity	MODIFICATIONS		REMARKS
		Part Number	Illus. No.		New Part Number	Change Point	
	<b>ENGINE CONTROLS</b>						
	<b>ACCELERATOR CONTROLS</b>						
1	Pedal assembly—accelerator	AHH5300	1	1			
2	Bush	AHH5301	2	1			
3	Pin—fulcrum—accelerator pedal	AHH5306	3	1			
4	Nut fulcrum pin	FNZ105	4	1			
5	Washer—spring—nut	LWZ205	5	1			
6	Bracket—accelerator pedal mounting	AHH5302	6	1			
7	Screw—bracket to goalpost inner upright	HPZ0405	7	4	HZS0405		HPZ0405 not available use HZS0405
8	Washer—plain—screw	PWZ104	8	4			
9	Washer—spring—screw	LWZ204	9	4			
10	Pedal and cross-shaft assembly—accelerator	AHH5311	10	1			Standard model
11	Pedal and cross-shaft assembly—accelerator				AHH5727	Com. (C) 91240	All round disc brakes model
12	Collar—locating—accelerator shaft	AHH5314	11	1			
13	Bracket assembly (R/H) accelerator pedal shaft	AHH5320	12	1			
14	Screw—bracket to goalpost (R/H)	HPZ0405	13	2	HZS0405		HPZ0405 not available use HZS0405
15	Washer—plain—screw	PWZ104	14	2			
16	Washer—spring—screw	LWZ204	15	2			
17	Bracket assembly (L/H) accelerator pedal shaft	AHH5321	16	1			
18	Screw—bracket to goalpost (L/H)	HPZ0405	17	3	HZS0405		HPZ0405 not available use HZS0405
19	Washer—plain—screw	PWZ104	18	3			
20	Washer—spring—screw	LWZ204	19	3			
21	Pad—pedal (rubber)	ACA5321	20	1			
22	Tube—distance	AHH5303	21	2			
23	Stop—accelerator pedal	AHH5304	22	1			
24	Screw—distance tube/adjustable stop	PMZ0422	23	2			
25	Nut screw	FNZ104	24	2			
26	Washer—spring—nut	LWZ204	25	2			
27	Washer—plain—nut	PWZ104	26	3			

SERVICE PARTS LIST

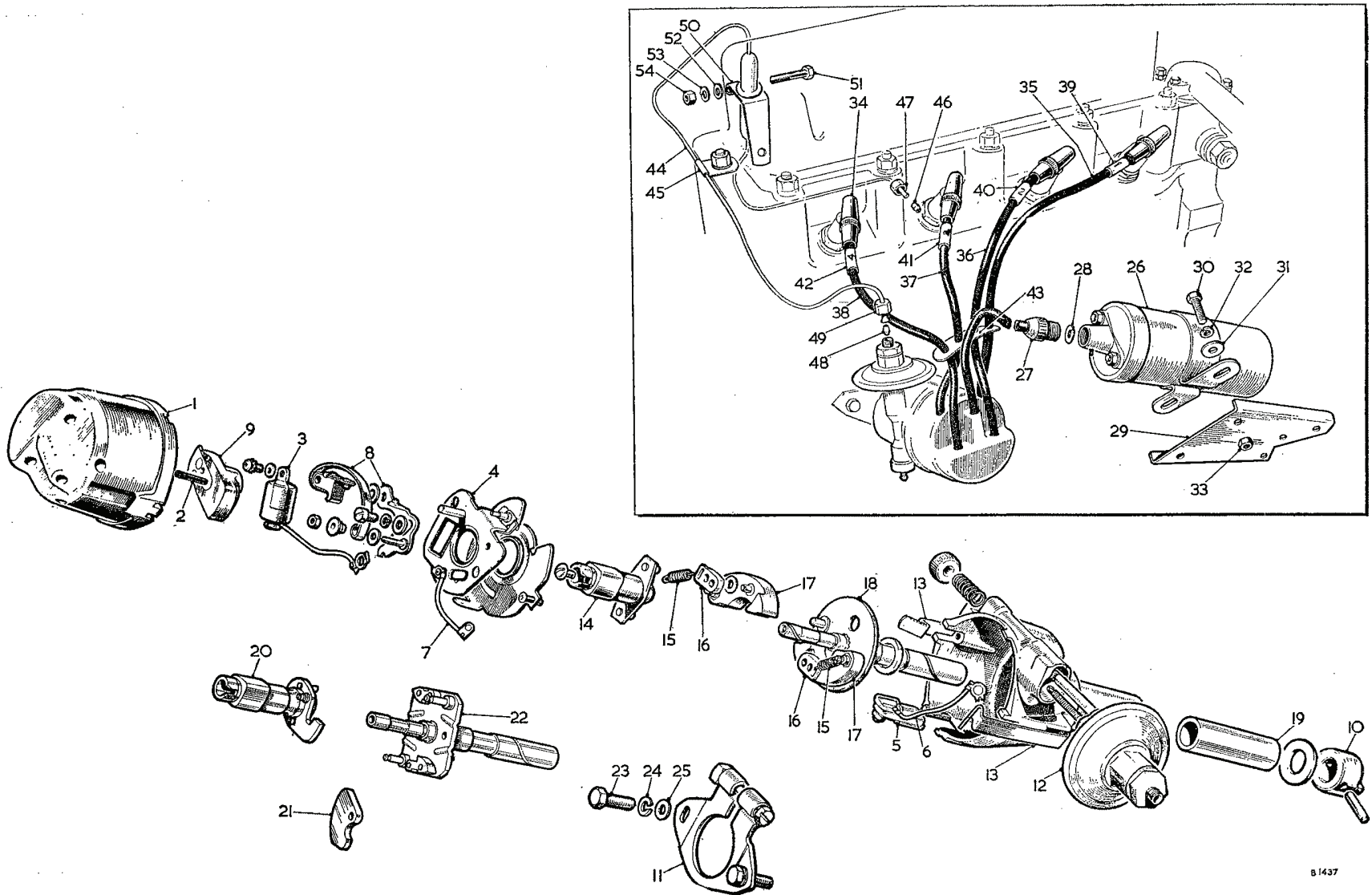
THE MGA 1600

Item No.	DESCRIPTION	Commencing (C) 68851		Quantity	MODIFICATIONS		REMARKS
		Part Number	Illus. No.		New Part Number	Change Point	
	<b>Accelerator Controls—continued</b>						
1	Washer—plain—cable to pedal <b>R.H.D.</b>	AJD7042	27	2			
2	Washer—plain—cable to shaft assembly <b>L.H.D.</b>	AJD7042	28	1			
3	Adjustable stop—accelerator pedal	AHH5380	29	1			
4	Screw—adjustable stop	HZS0405	30	2			
5	Washer—spring—screw	LWZ204	31	2			
6	<b>Cable—accelerator</b>	AHH5025	32	1			
7	Pin—cable anchor	AHH5026	33	1			
8	Tec barrel	ACA5289	33	1			
9	Guide—cable	AHH5308	34	1			
10	Screw—guide to toeboard plate	PMZ0808	35	2			
11	Nut—screw	FNZ103	36	2			
12	Washer—spring—screw	LWZ203	37	2			
13	Clamp—accelerator cable	AHH5309	38	1			
14	Nut—cable to clamp	FNZ104	39	1			
15	Washer—plain—cable clamp	PWZ104	40	1			
16	Bracket—accelerator return spring	AAA040	41	1			
17	Spring—accelerator return	AHH5021	42	1			Part No. change was 84180
18	Bracket—abutment	AHH5310	43	1			
19	Washer—plain—cable to bracket	AJD7042	44	1			
20	Washer—spring—cable to bracket	AJD7712	45	1			
21	Abutment—choke control	ACH5112	46	1			
22	Nut—choke abutment	FNZ103	47	1			
23	Washer—spring—choke abutment	LWZ208	48	1			
24	Clamp—choke control cable	AHH5309	49	1			
25	Nut—cable to clamp	FNZ104	50	1			
26	Washer—plain—cable to clamp	PWZ104	51	1			
27	Bracket—accelerator spring anchor	AHH5023	52	1			
28	Spring—pull off	AHH5024	53	1			

**SERVICE PARTS LIST**

**THE MGA 1600**

Item No.	DESCRIPTION	Commencing (C) 68851		Quantity	MODIFICATIONS		REMARKS
		Part Number	Illus. No.		New Part Number	Change Point	
	<b>STARTER CONTROL</b>						
1	Cable assembly—starter control	AHH5327	54	1			
2	Cable—outer	AHH5328	55	1			
3	Cable—inner	AHH5329	56	1			
4	Grommet—dash	RFR103	57	1			
5	Cable assembly—starter control	AHH5330		1			
6	Cable—outer	AHH5331		1			
7	Cable—inner	AHH5332		1			
8	Coupling—starter switch to control	8H950	58	1			
	<b>CHOKE CONTROL</b>						
9	Control assembly—choke	AHH5333	59	1			
10	Cable—outer	AHH5334	60	1			
11	Cable—inner	AHH5335	61	1			
12	Grommet—dash	RFR103	62	1			
13	Control assembly—choke	AHH5336		1			
14	Cable—outer	AHH5337		1			
15	Cable—inner	AHH5338		1			
16	Clip fixing cable	PCR0311	63	1			



B 1437

SERVICE PARTS LIST

THE MGA 1600

Item No.	DESCRIPTION	Commencing (E) 16GA/H101		Quantity	MODIFICATIONS		REMARKS
		Part Number	Illus. No.		New Part Number	Change Point	
	<b>IGNITION EQUIPMENT DISTRIBUTOR</b>						
1	Distributor ..... <b>H.C.</b>	1H811		1			
2	Cover .....	17H5422	1	1	57H5477		17H5422 not available; use 57H5477
3	Brush and spring .....	17H5065	2	1			
4	Condenser .....	17H5421	3	1	47H5250		17H5421 not available use 47H5250
5	Plate—contact breaker base .....	17H5469	4	1			
6	<b>Terminal—bush and lead</b> .....	37H5409	5	1			
7	Lead—low tension .....	17H5532	6	1			
8	Lead—earth .....	17H5531	7	1			
9	Contact set .....	17H5423	8	1			
10	Rotor arm .....	7H5086	9	1			
11	Dog—driving .....	17H5118	10	1			
12	Plate—clamping .....	3H2138	11	1		Fin. (E) 16GA/H31660	
13	Screw with nut .....			1	37H5063		
14	Vacuum unit .....	17H5474	12	1	47H5570		17H5474 not available use 47H5570
15	Clip—cover .....	17H5064	13	2			
16	Cam .....	17H5066	14	1			
17	Spring—automatic advance .....	37H5272	15	1 set			
18	Toggle .....	17H5069	16	2			
19	Weight .....	17H5095	17	2			
20	Shaft and action plate .....	37H5273	18	1			
21	Bushing .....	17H5071	19	1			
22	Sundry parts .....	17H5106		1 set			
23	Distributor .....			1	12H873		
24	Distributor .....				12H822	Com. (E) 16GC/H101	Not available; use 12H822
					12H458	Com. (E) 16GC/L1012, H4004	
					12H850	Com. (E) 16GC/H8422	
25	<b>Cover</b> .....		1	1	17H5422	Com. (E) 16GC/H101	Not available; use 57H5477
					57H5477	Com. (E.) 16GC/H8422	
26	Brush and spring .....		2		17H5065		
27	Condenser .....		3	1	47H5250		
28	Plate—contact breaker base .....		4	1	17H5469	Com. (E) 16GC/H101	
29	<b>Terminal bush and lead</b> .....		5	1	37H5409		
30					12H2639		
31	Lead—low tension .....		6	1	17H5532		For use with 12H873 and 12H458
32	Lead—earth .....		7	1	17H5531		For use with 12H822
33	Contact set .....		8	1	17H5423		
34	Rotor arm .....		9	1	7H5086	Com. (E) 16GC/H101	
35	Dog—driving .....		10	1	47H5249		
36	Vacuum unit .....		12	1	47H5570		
37	Clip—cover .....		13	2	37H5445		



**SERVICE PARTS LIST**

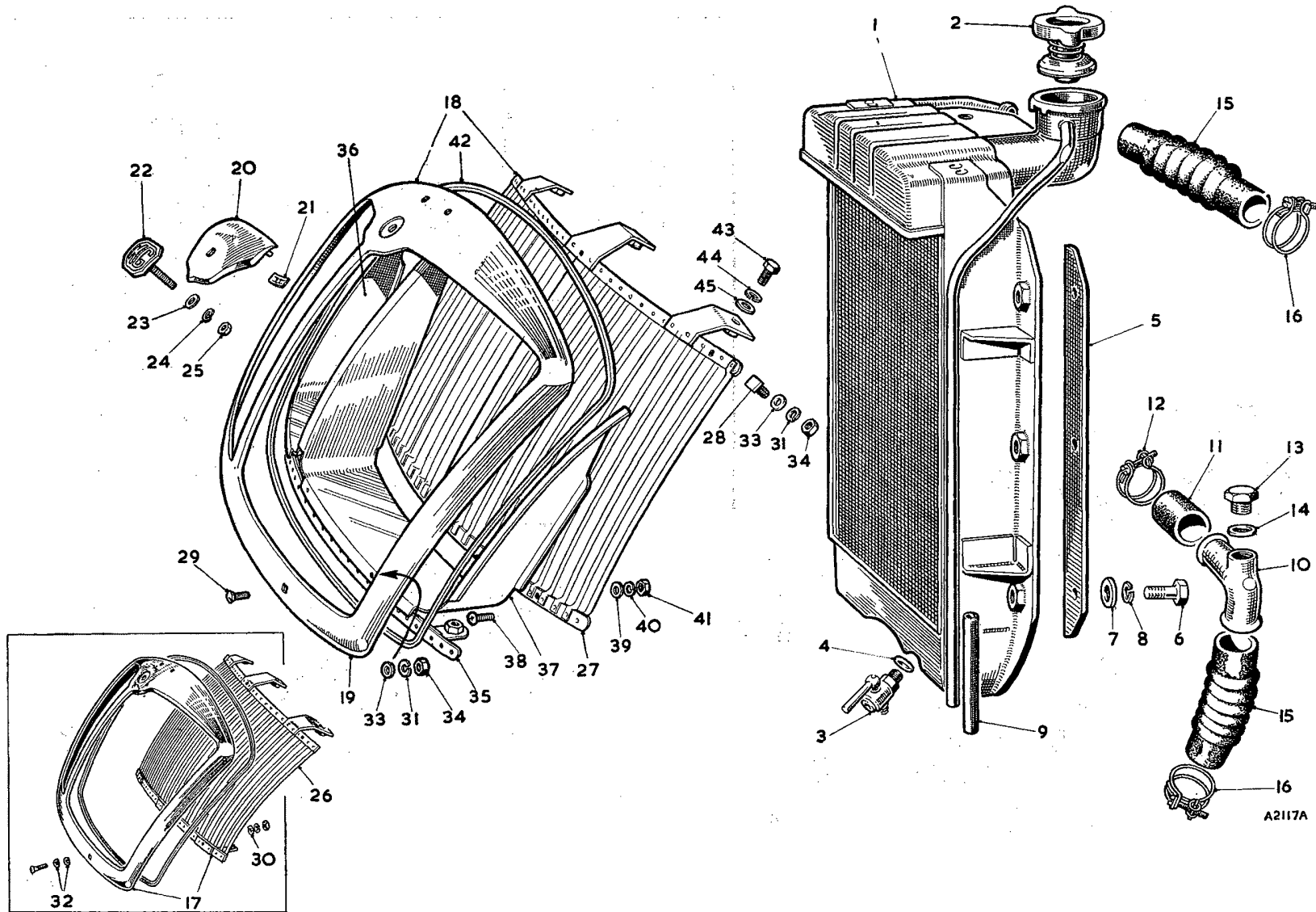
**THE MGA 1600**

Item No.	DESCRIPTION	Commencing (E) 16GA/H101		Quantity	MODIFICATIONS		REMARKS
		Part Number	Illus. No.		New Part Number	Change Point	
	<b>Distributor—continued</b>						
1	Cam		20	1	57H5047	Com. (E) 16GC/H101	
					57H5133	Com. (E) 16GC/L1012, H4004	
2	Spring—automatic advance		15	1 set	57H5406	Com. (E) 16GC/H101	
					57H5421	Com (E) 16GC/L1012, H4004	
3	Weight		21	2	57H5049	Com. (E) 16GC/H101	Not available; use 57H5420
					57H5420	Com. (E) 16GC/L1012, H4004	
4	Shaft and action plate		22	1	57H5050	] Com. (E) 16GC/H101	
5	Bushing			1	47H5164		
6	Sundry parts		19	1 set	17H5106		
7	Plate—clamping		11	1	3H2188		
8	Screw with nut			1	37H5063		
9	Screw fixing distributor to housing	53K2017	23	2			Part No. Change was 52K2017
10	Washer—spring—screw	LWN204	24	2			
11	Washer—plain—screw	PWN104	25	2			
	<b>IGNITION COIL</b>						
12	Coil—ignition	1D1963	26	1	27H2204		1D1963 not available; use 27H2204
13	Nut—terminal	3H2695	27	1			
14	Washer for nut	3H2696	28	1			Standard model
15	Bracket—coil mounting	AHH15945	29	1			
16	Bracket—coil mounting			1	12H151	Com. (C) 91240	All round disc brakes model
17	Screw fixing coil to bracket	HZS0405	30	2			
18	Washer—plain—screw	PWZ204	31	2			] Standard model
19	Washer—spring—screw	LWZ204	32	2			
20	Nut—screw	FNZ104	33	2			
21	Screw—clamp			1	HZS0416	] Com. (C) 91240	] All round disc brakes model
22	Washer—clamp screw and bracket (plain)			2	PWZ204		
23	Washer—clamp screw and bracket (spring)			1	LWZ204		
24	Nut—screw			1	FNZ104		
25	Washer—coil to dynamo bracket (plain)			2	PWZ205		
26	Washer—coil to dynamo bracket (spring)			2	LWZ205		
27	Nut—coil to dynamo bracket			2	FNZ105		

SERVICE PARTS LIST

THE MGA 1600

Item No.	DESCRIPTION	Commencing (E) 16GA/H101		Quantity	MODIFICATIONS		REMARKS
		Part Number	Illus. No.		New Part Number	Change Point	
<b>H.T. CABLES</b>							
1	Terminal—spark plug	AEC388	34	4			
2	Cable—H.T.—No. 1 13' (33-02 cm.)	AAA5981	35	A/R			] Only available in multiples of feet Part no change; was 45223
3	Cable—H.T.—No. 2 10½' (26-67 cm.)	AAA5981	36	A/R			
4	Cable—H.T.—No. 3 7½' (19-05 cm.)	AAA5981	37	A/R			
5	Cable—H.T.—No. 4 9' (22-86 cm.)	AAA5981	38	A/R			
6	Sleeve—cable identity—No. 1	2H4243	39	1			
7	Sleeve—cable identity—No. 2	2H4244	40	1			
8	Sleeve—cable identity—No. 3	2H4245	41	1			
9	Sleeve—cable identity—No. 4	2H4246	42	1			
10	Sleeve—H.T. cable	8G596	43	1			
<b>VACUUM CONTROL</b>							
11	Pipe—ignition control	1H919	44	1			
12	Clip	12H90	45	1			
13	Olive—carburettor end	6K649	46	1			
14	Nut—carburettor end	2A459	47	1			
15	Olive—distributor end	6K649	48	1			
16	Nut—distributor end	6K650	49	1			
17	Clip—fuel trap mounting	1H841	50	1			
18	Bolt—clip	PMZ0216	51	1			
19	Washer—plain—bolt	PWZ102	52	1			
20	Washer—spring—bolt	LWZ202	53	1			
21	Nut—bolt	CNZ102	54	1			



SERVICE PARTS LIST

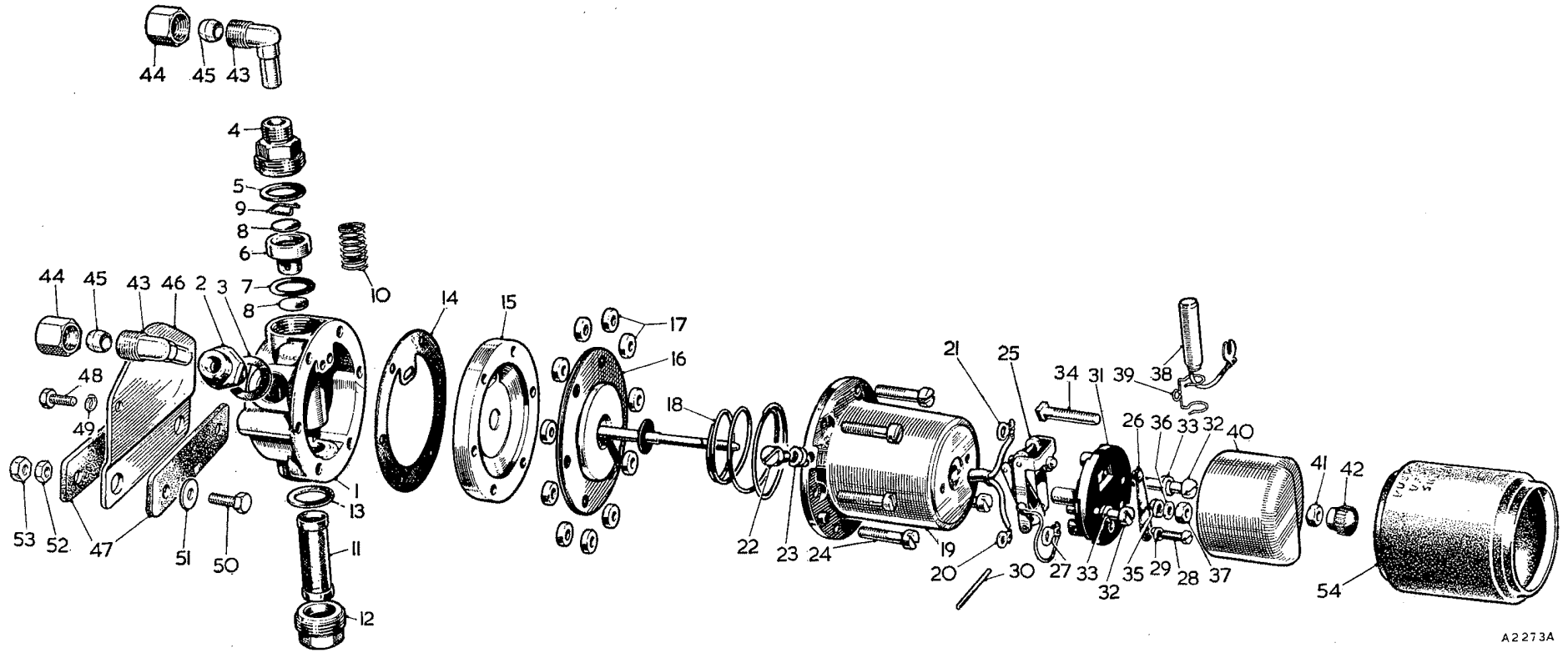
THE MGA 1600

Item No.	DESCRIPTION	Commencing (C) 68851		Quantity	MODIFICATIONS		REMARKS
		Part Number	Illus. No.		New Part Number	Change Point	
<b>COOLING SYSTEM</b>							
1	Core assembly—radiator	ARH120	1	1			
2	Cap—filler	ARH1022	2	1	ARH1039 ARH1542	Com. (C) 71832 Com. (C) 88192	Always supply ARH1542
3	Tap—drain	ARH1050	3	1			
4	Washer—tap	ARH517	4	1			
5	Packing piece—core to body	AHH5144	5	2			
6	Screw fixing core to body	HZS0507	6	6			
7	Washer—plain—screw	PWZ105	7	6			
8	Washer—spring—screw	LWZ205	8	6			
9	Tube—drain		9	1	AAA3151		Part no change; was 180079
10	Pipe—water pump connector	ACH5031	10	1			
11	Hose—connector pipe	ACH5032	11	1			
12	Clip—hose	X19546			HCS1217		X19546 not available; use HCS1217
13	Plug—connector pipe	AEK122	13	1			Not required when heater is fitted
14	Washer—plug	AEK123	14	1			
15	Hose—top and bottom	AHH5143	15	2			
16	Clip—hose	95621	16	4	HCS1217		95621 not available; use HCS1217
17	Case and grille assembly	ARH152	17	1		Fin. (C) 100351	Not available; use ARH154
18	Case and grille assembly		18	1	ARH154	Com. (C) 100352	
19	Case sub assembly	ARH1901	19	1			
20	False nose assembly	ARH902	20	1			
21	Speed fix—nose to case	PFS106	21	2			
22	Badge	ARH900	22	1			
23	Washer—plain—badge	PWZ103	23	1			
24	Washer—double coil spring—badge	AJD7712	24	1		Fin. (C) 100351	
25	Washer—spring—badge				LWZ203	Com. (C) 100352	
26	Nut—badge	FNZ103	25	1			
27	Grille assembly	ARH883	26	1		Fin. (C) 100351	
28	Grille assembly		27	1	ARH1700	Com. (C) 100352	
29	Stud—grille retaining (upper)	ARH898	28	2			
30	Stud—grille fixing (lower)	ARH899	29	2			
31	Washer—grille fixing stud (lower)	ARH931	30	2			
32	Washer—spring—stud	LWZ208	31	4			
33	Washer—'D'—stud	ARJ509	32	8		Fin. (C) 100351	
34	Washer—plain—stud		33	4	PWZ103	Com. (C) 100352	
35	Nut—stud	FNZ103	34	4			

**SERVICE PARTS LIST**

**THE MGA 1600**

Item No.	DESCRIPTION	Commencing (C) 68851		Quantity	MODIFICATIONS		REMARKS
		Part Number	Illus. No.		New Part Number	Change Point	
	<b>Cooling system—continued</b>						
	Bar assembly—lower fixing.....		35	1	ARH1701	] Com. (C) 100352	
	Surround panel inner assembly—R/H.....		36	1	ARH1697		
	Surround panel inner—L/H.....		37	1	ARH1698		
	Screw fixing panel.....		38	4	PMZ0308		
	Washer—plain—screw.....		39	4	PWZ103		
	Washer—spring—screw.....		40	4	PWZ203		
	Nut—screw.....		41	4	FNZ103		
	Piping—grille.....	AHH5179	42	1			
	Screw—case/grille to body.....	HPZ0404	43	6	HZ60404		HPZ404 not available; use HZS0404
	Washer—plain—screw.....	PWZ204	44	6			
	Washer—spring—screw.....	LWZ204	45	6			



A2273A

SERVICE PARTS LIST

THE MGA 1600

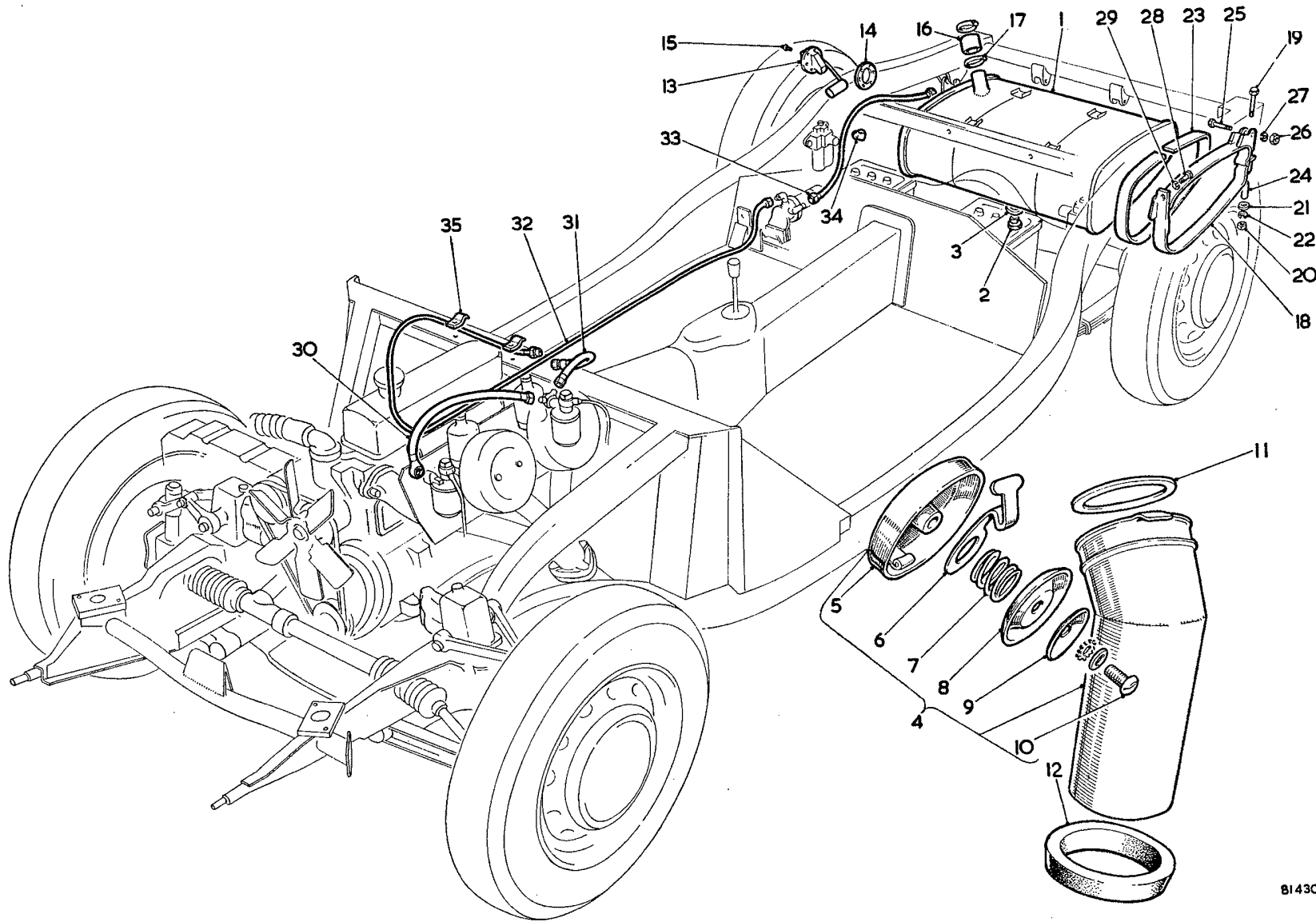
Item No.	DESCRIPTION	Commencing (C) 68851		Quantity	MODIFICATIONS		REMARKS
		Part Number	Illus. No.		New Part Number	Change Point	
	<b>FUEL SYSTEM FUEL PUMP</b>						
1	Pump assembly .....	AUA54	1	1	AUA154	Com. (C) 100612	AUA54 not available; use AUA154
2	Body .....	AUA4080	1	1			
3	Union—inlet .....	AUA887	2	1			
4	Washer—union to body .....	AUA1405	3	1			
5	Union—outlet .....	AUA1422	4	1			
6	Washer—union to body .....	AUA1442	5	1			
7	Cage—valve .....	AUA1416	6	1	AUA1822		AUA1416 not available; use AUA1822
8	Washer—cage .....	AUA1479	7	1			
9	Disc—valve .....	AUA839	8	2			
10	Clip—valve cage .....	AUA840	9	1			
11	Spring—valve .....	AUA508	10	1			
12	Filter .....	AUA1464	11	1			
13	Plug—filter .....	AUA1421	12	1			
14	Washer—plug .....	AUA1442	13	1			
15	Joint—body to plate .....	AUA4082	14	1			
16	Plate—body .....	AUA4081	15	1			
17	Diaphragm assembly .....	AUA6012	1	1	AUB6029	Fin. (C) 100611	AUA6012 not available; use AUB6029
18	Diaphragm assembly .....		1	1	AUB6004	] Com. (C) 100612	] Alternatives ] Not available; use AUB6071 Not available; use AUB6097
19	Diaphragm assembly .....		1	1	AUB6015		
20	Diaphragm assembly .....		1	1	AUB6071		
21	Joint .....		1	1	AUB706		
22	Diaphragm assembly .....		1	1	AUB6097		
23	Joint .....		1	1	AUB706		
24	Washer—impact—diaphragm .....		1	1	AUA1447		For use with diaphragm AUB6015
25	Roller .....	AUA1433	17	11			
26	Spring—armature .....	AUA1785	18	1			
27	Spring—armature .....	AUA875	1	1	AUB521	Com. (C) 100612	Use with AUA6003 AUA875 not ] Use available; ] with use AUB521 ] AUA6017 Not available; use AUA6017 with AUA875 or AUB521
28	Housing—coil .....	AUA6003	1	1			
					AUA6017	Fin. (C) 13830	Not available; use 88G235 with AUB6004 or 88G235 with AUB6015 and AUA1447
					88G235 AUB6007	Com. (C) 13831 Com. (C) 100612	Part No. change; was AUB6007
29	Tag—5 B.A. terminal .....	AUA1455	20	1			
30	Tag—2 B.A. terminal .....	AUA1456	21	1			
31	Screw—earth .....	AUA4850	22	1	AUA009	] Com. (C) 100612	
32	Washer—spring—screw .....	AUA1863	23	2	AUA585		
33	Screw—housing to body .....	AUA4083	24	6			

SERVICE PARTS LIST

THE MGA 1600

Item No.	DESCRIPTION	Commencing (C) 68851		Quantity	MODIFICATIONS		REMARKS
		Part Number	Illus. No.		New Part Number	Change Point	
	<b>Fuel System—continued</b>						
	<b>Fuel Pump—continued</b>						
1	Rocker and blade .....	AUA6020	25	1		Fin. (C) 100611	
2	Rocker and blade .....		25	1	AUA6021	] Com. (C) 100612	] Alternatives
3	Rocker and blade .....		25	1	AUB6022		
4	Blade .....	AUA6032	26	1	AUA6036		
5	Tag—2 B.A. terminal .....	AUA1456	27	1			
6	Screw—blade .....	AUA847	28	1			
7	Washer—spring—screw .....	AUA868	29	1			
8	Spindle—contact breaker .....	AUA1435	30	1			
9	<b>Pedestal</b> .....	AUB6034	31	1			
10	Screw—pedestal to housing .....	AUA1459	32	2			
11	Washer—spring—screw .....	AUA1863	33	2			
12	Screw—terminal .....	AUA1468	34	1			
13	Washer—spring—screw .....	AUA1863	35	1			
14	Washer—lead—screw .....	AUA1662	36	1			
15	Nut—recessed—screw .....	AUA1661	37	1			
16	<b>Condenser</b> .....	AUA5060	38	1			
17	Clip—condenser .....	AUA5059	39	1			
18	<b>Cover—end</b> .....	AUA5078	40	1			
19	Nut—cover .....	AUA878	41	1			
20	Knob—terminal .....	AUA869	42	1			
21	Sleeve—rubber .....	AUA504		1			
22	Elbow—pump .....	AUA1478	43	2			
23	Nut—elbow .....	AAA17	44	2			
24	Olive—elbow .....	AUA1486	45	2			Part No. change was 2715
25	<b>Bracket—pump to frame</b> .....	AAA1477	46	1			Part No. change was 2718 and
26	Rubber—bracket .....	AAA260	47	2			AAA18
27	Screw—pump to bracket .....	AJD6155Z	48	2			Part No. change was 128355
28	Washer—spring—screw .....	LWZ204	49	2			Part No. change was 53626
29	Bolt—pump mounting .....	HBZ0409	50	2			
30	Washer—bolt (special) .....	AJD7212	51	2			
31	Nut—bolt .....	FNZ104	52	2			
32	Locknut—bolt .....	FNZ204	53	2			
33	Cover—fuel pump .....	ACG5147	54	1		Fin. (C) 93225	



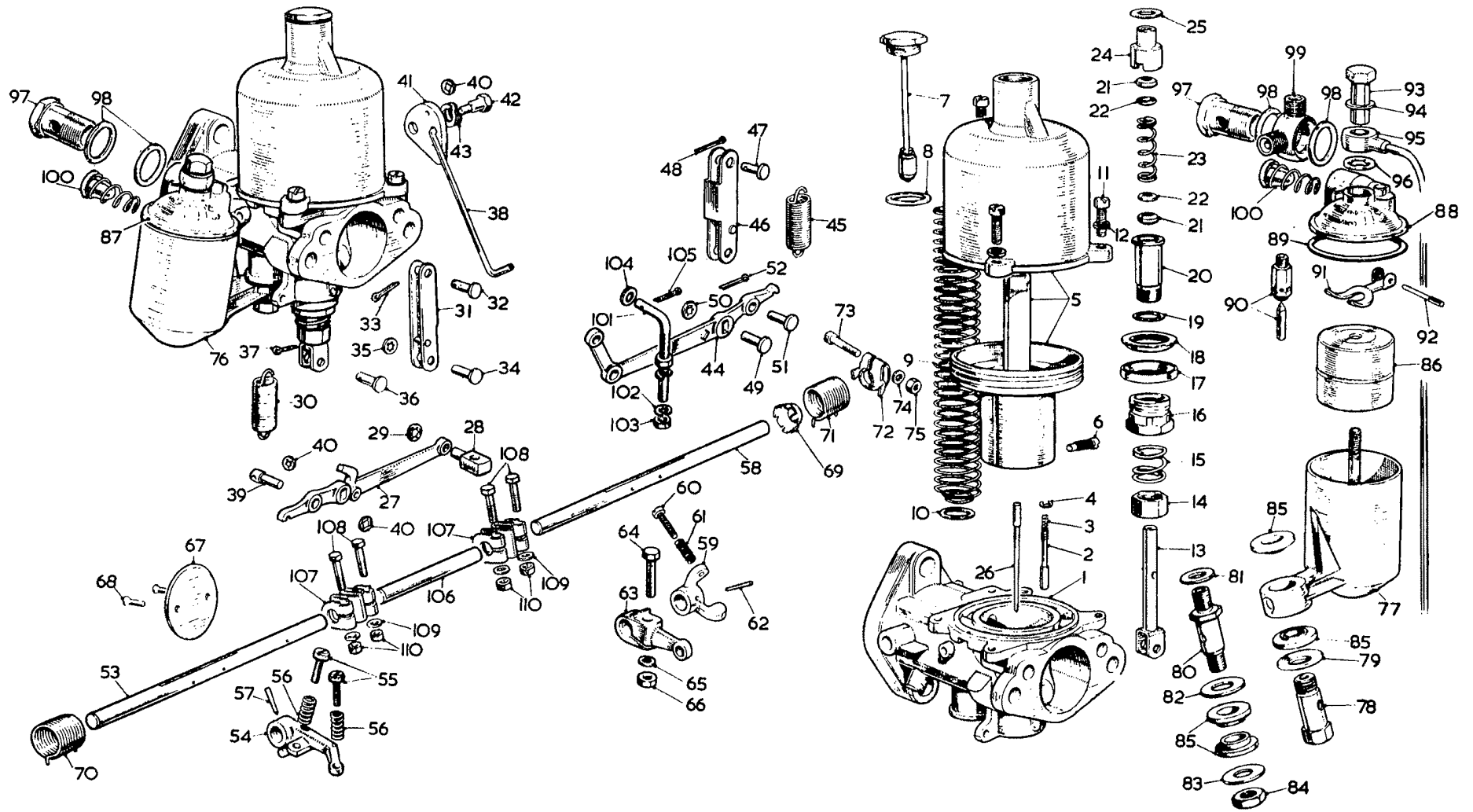


81430

SERVICE PARTS LIST

THE MGA 1600

Item No.	DESCRIPTION	Commencing (C) 68851		Quantity	MODIFICATIONS		REMARKS
		Part Number	Illus. No.		New Part Number	Change Point	
<b>FUEL TANK</b>							
1	Tank—fuel .....	AHH5121	1	1			
2	Plug .....	AHH5605	2	1			
3	Joint—plug .....	AHH5606	3	1			
4	Extension—filler .....	AHH5104	4	1			
5	Cap—filler .....	ACH5781	5	1			
6	Lever—filler cap .....	97H474	6	1			
7	Spring—release .....	97H2048	7	1			
8	Plate—sealing .....	97H2049	8	1			
9	Washer—dished .....	97H2050	9	1			
10	Screw—cap to filler .....	97H2056	10	1			
11	Ring—sealing .....	ACH5850	11	1			
12	Ferrule—filler extension (rubber) .....	ACH5780	12	1			
13	Unit attachment—tank .....	AHH5114	13	1			
14	Gasket—tank attachment (cork) .....	2H1082	14	1			Part No. change was ACB5468
15	Screw—tank unit to tank .....	ACA5127	15	6	ARG923		ACA5127 not available; use ARG923
16	Hose—filler connection .....	AHH5286	16	1			
17	Clip—hose .....	95482	17	2	HCS1622		95482 not available; use HCS1622
18	Strap and mounting assembly .....	AHH5107	18	2			
19	Bolt .....	HBZ0422	19	2			
20	Nut .....	LNZ104	20	2			
21	Washer—plain .....	PWZ104	21	2			
22	Washer—spring .....	LWZ204	22	2			
23	Strap—packing—tank mounting (100°) .....	AHH5115	23	1			
24	Distance piece—rear mounting .....	AHH5113	24	2			
25	Bolt—rear mounting .....	HBZ0416	25	2			
26	Nut—bolt .....	FNZ104	26	2			
27	Washer—spring—screw .....	LWZ204	27	2			
28	Screw—front mounting .....	HZS0505	28	2			
29	Washer—spring—screw .....	LWZ205	29	2			
<b>FUEL PIPES</b>							
30	Pipe—between carburetors (flexible) .....	ACH8977	30	1			
31	Pipe—main pipe to carburetor (flexible) .....	AHH5544	31	1			
32	Pipe assembly—fuel pump to carburetor .....	AHH5288	32	1			Part No. change was AHH5280
33	Pipe assembly—tank to fuel pump .....	AHH5290	33	1			Part No. change was ATH15291
34	Clip—pipe to rear shock absorber bolt .....	AAA301	34	1			Part No. change was 54516
35	Clip—fuel pipe to bulkhead .....	CHR0511	35	2	PCR0511		Always supply PCR0511



A3208A

SERVICE PARTS LIST

THE MGA 1600

Item No.	DESCRIPTION	Commencing (E) 16GA/H101		Quantity	MODIFICATIONS		REMARKS
		Part Number	Illus. No.		New Part Number	Change Point	
	<b>CARBURETTER</b>						
1	Carburetter installation	AUC943		1 pair			
2	Carburetter assembly—front	AUC9066		1			
3	Carburetter assembly—rear	AUC9067		1			
4	Body—front carburetter	AUD9045		1			Part No. change; was AUC6031
5	Body—rear carburetter	AUC6033	1	1			
6	Pin—piston lifting	AUC1249	2	2			
7	Spring—pin	AUC1151	3	2			
8	Circlip—pin	AUC1250	4	2			
9	Chamber and piston assembly	AUC8052	5	2			
10	Screw—needle locking	AUC2057	6	2			
11	Cap and damper assembly	AUC8114	7	2			
12	Washer—fibre—cap	AUC4900	8	2			
13	Spring—red—piston	AUC4387	9	2			
14	Washer—plain—spring	AUC3071	10	2			
15	Screw—chamber to body	AUC2175	11	6			
16	Washer—spring—screw	LWZ303	12	6			Part No. change; was AUC2240
17	Jet assembly	AUC8182	13	2			
18	Nut—adjusting	AUC2121	14	2			
19	Spring—adjusting nut	AUC2114	15	2			
20	Nut—gland sealing	AUC3232	16	2			
21	Ring—sealing—aluminium	AUC2117	17	2			
22	Ring—sealing—cork	AUC2118	18	2			
23	Washer—bottom bearing—copper	AUC3233	19	2			
24	Bearing—bottom	AUC3231	20	2			
25	Washer—gland—cork	AUC2120	21	4			
26	Washer—gland—brass	AUC2119	22	4			
27	Spring—gland	AUC1158	23	2			
28	Bearing—top	AUC3230	24	2			
29	Washer—top bearing—copper	AUC2122	25	2			
30	Needle—No. 6—standard—jet	AUD1005	26	2			
31	Needle—RO—rich—jet	AUD1295		2			
32	Needle—AO—weak—jet	AUD1045		2			
33	Lever—jet—front carburetter	AUC5091	27	1			
34	Trunnion—lever	AUC4196	28	1			
35	Washer—starlock—trunnion	AUC5004	29	1			
36	Spring—jet lever return	AUC4667	30	1			
37	Link assembly—jet lever	AUE373	31	1			Part No. change; was AUCH819
38	Pin—link to body	AUC2331	32	1			
39	Split pin—pin	CPS0204	33	1			Part No. change; was AUC2109
40	Pin—link to lever	AUC2331	34	1	AUC5009	] Com. (E) not available	
41	Washer—starlock—pin		35	1	AUC5004		
42	Pin—lever to jet	AUC2331	36	1			
43	Split pin—pin	CPS0204	36	2/1			Quantity reduced at (E) not available. Part No. change; was AUC2109

SERVICE PARTS LIST

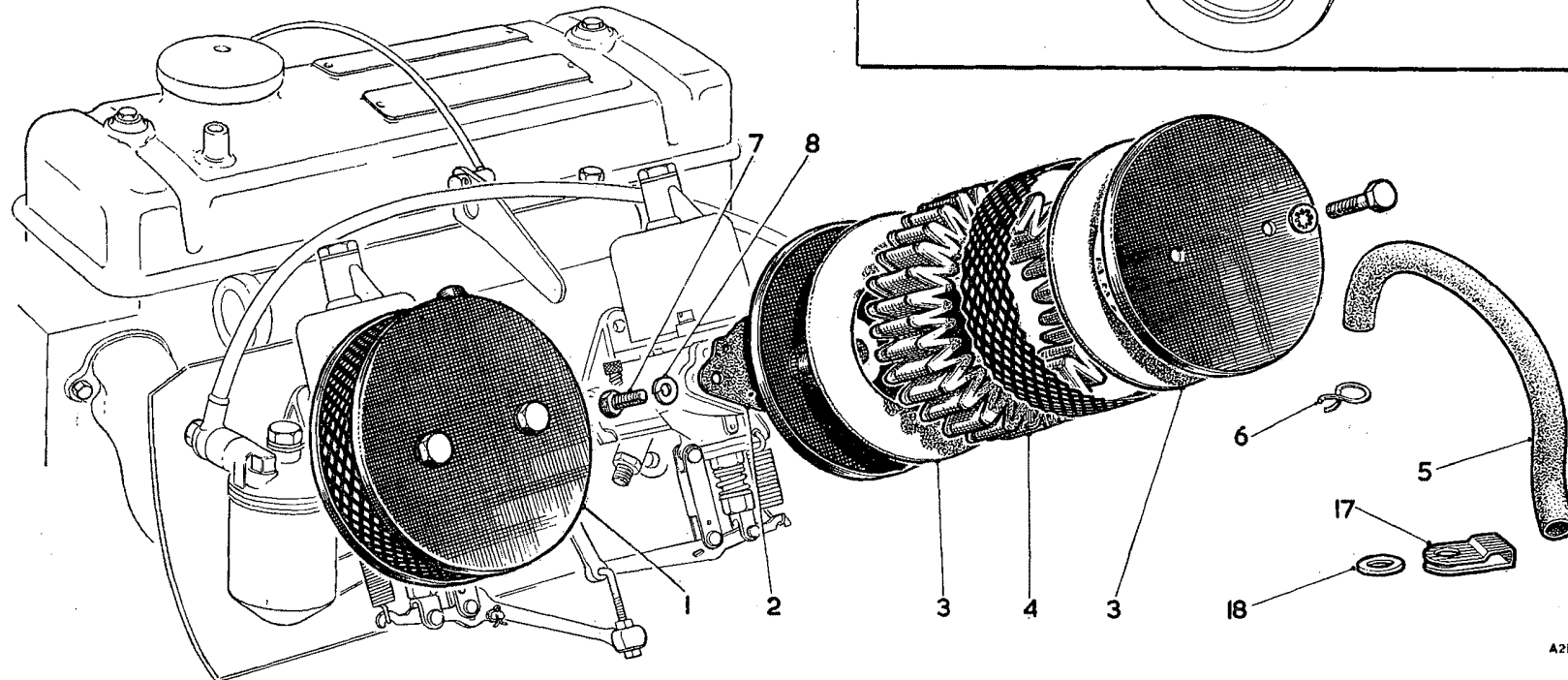
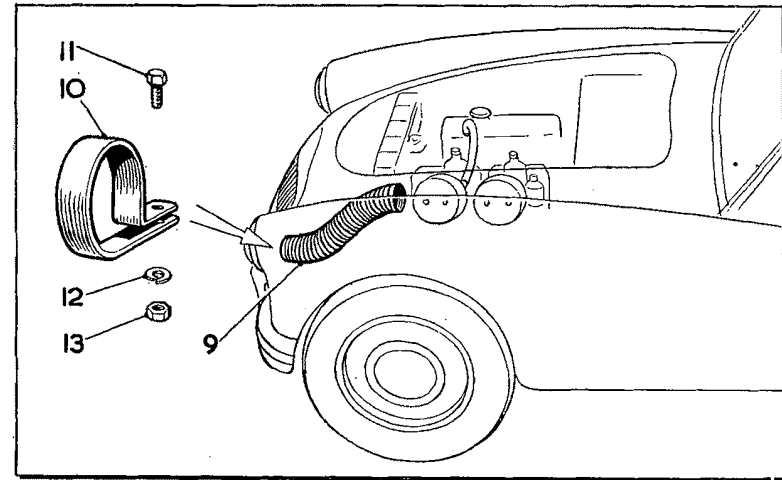
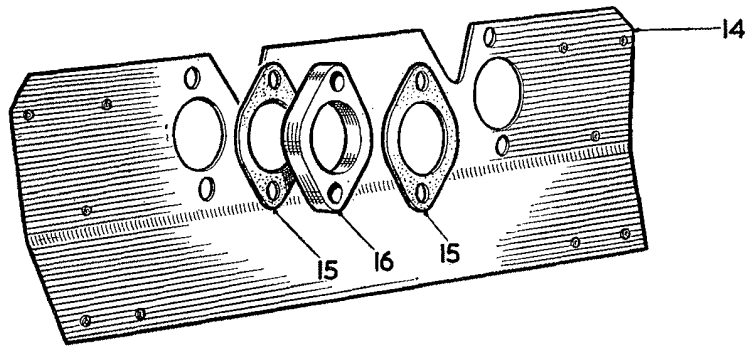
THE MGA 1600

Item No.	DESCRIPTION	Commencing (E) 16GA/H101		Quantity	MODIFICATIONS		REMARKS
		Part Number	Illus. No.		New Part Number	Change Point	
	<b>Carburettor—continued</b>						
1	Link—tension	AUC4732	38	1			
2	Swivel pin—link to lever	AUC5011	39	1			
3	Washer—starlock—link and swivel pin	AUC5002	40	3			
4	Cam plate	AUC4730	41	1			
5	Bolt—pivot—cam plate	AUC3471	42	1			
6	Washer—spring—bolt	AUC3472	43	1			
7	Lever—jet—rear carburettor	AUC5092	44	1			
8	Spring—jet lever return	AUC4667	45	1			
9	Link assembly—jet lever	AUC4819	46	1			
10	Pin—link to body	AUC2381	47	1			
11	Split pin—pin	AUC2109	48	1			
12	Pin—link to lever	AUC2381	49	1	AUC5009	] Com. (E) not available	
13	Washer—starlock—pin		50	1	AUC5004		
14	Pin—lever to jet	AUC3281	51	1			
15	Split pin—pin	CPS0204	52	2/1			Quantity reduced at (E) not available; Part No. change; was AUC2109
16	Spindle throttle front carburettor	AUC3242	53	1			
17	Lever—stop—throttle	AUC4712	54	1			
18	Screw—stop adjusting	AUC2521	55	2			
19	Spring—screw	AUC2451	56	2			
20	Pin—throttle stop lever	AUC2106	57	1			
21	Spindle—throttle rear carburettor	AUC3242	59	1			
22	Lever—stop—throttle	AUC2198	59	1			
23	Screw—stop adjusting	AUC2521	60	1			
24	Spring—screw	AUC2451	61	1			
25	Pin—throttle stop lever	AUC2106	62	1			
26	Lever—throttle	AUC1501	63	1			
27	Bolt—lever	AJD1042	64	1			
28	Washer—spring—bolt	LWZ303	65	1			Part No. change; was AUC2694
29	Nut—bolt	AUC2156	66	1			Part No. change; was AUC2246
30	Disc—throttle	AUC3116	67	2			
31	Screw—disc	AUC1358	68	4			
32	Plate—return spring anchor	AUC4770	69	2			
33	Spring—throttle return—front carburettor	AUC4781	70	1			
34	Spring—throttle return—rear carburettor	AUC4782	71	1			
35	Clip—return spring	AUC4771	72	2			
36	Bolt—clip	AUC2669	73	2			
37	Washer—plain—bolt	AUC4612	74	2			
38	Nut—bolt	AJD8014Z	75	2			
39	Chamber—float—front carburettor	AUC3496	76	1			Part No. change; was AUC2673
40	Chamber—float—rear carburettor	AUC3495	77	1			
41	Bolt—chamber to body	AUC1335	78	2		] Fin. (E) not available	
42	Washer—fibre—bolt	AUC2130	79	2			

SERVICE PARTS LIST

THE MGA 1600

Item No.	DESCRIPTION	Commencing (E) 16GA/H101		Quantity	MODIFICATIONS		REMARKS
		Part Number	Illus. No.		New Part Number	Change Point	
	<b>Carburettor—continued</b>						
1	Pillar—banjo		.80	2	AUC1387	] Com. (E) not available	
2	Washer—pillar		.81	2	AUC1384		
3	Washer—inner		.82	2	AUC1389		
4	Washer—outer		.83	2	AUC1388		
5	Nut—lock		.84	2	AJD8296Z		
6	Grommet—rubber	AUC1534	.85	4			
7	Float	AUC1123	.86	2			
8	Lid—float chamber—front carburettor	AUC4261	.87	1	AUD2284		AUC 4261 not available; use AUD2284 together with 1 off AUD2285 lever
9	Lid—float chamber—rear carburettor	AUC4260	.88	1			
10	Washer—lid	AUC1147	.89	2			
11	Needle and seat assembly	AUC8170	.90	2			
12	Lever—hinged	AUC1980	.91	2			For use with AUC4260/I LID
13	Lever—hinged			1	AUD2285		For use with AUD2284 LID
14	Pin—hinged lever	AUC1152	.92	2			
15	Cap nut—lid	AUC1867	.93	2			
16	Washer—aluminium—nut	AUC1557	.94	2			
17	Banjo vent and drain pipe	AUC3202	.95	2			
18	Washer—fibre	AUC1928	.96	2			
19	Bolt—banjo	AUC2698	.97	2			
20	Washer—fibre—bolt	AUC2141	.98	4			
21	Union—banjo—double—rear carburettor	AUC1832	.90	1			
22	Filter	AUC2139	100	2			
23	Rod—link	AUC4915	101	1			
24	Washer—spring—rod	AUC1863	102	2			
25	Nut—rod	AJD8012Z	103	2			Part No. change; was AUC2156
26	Washer—brass	AUC1006	104	1			
27	Split pin—rod	CPS0204	105	1			Part No. change; was AUC2109
28	Rod—throttle connecting	AUC2402	106	1			
29	Coupling—rod	AUC4334	107	2			
30	Bolt—coupling	AUC2669	108	4			
31	Washer—bolt	AUC4612	109	4			
32	Nut—bolt	AJD8014Z	110	4			Part No. change; was AUC2673



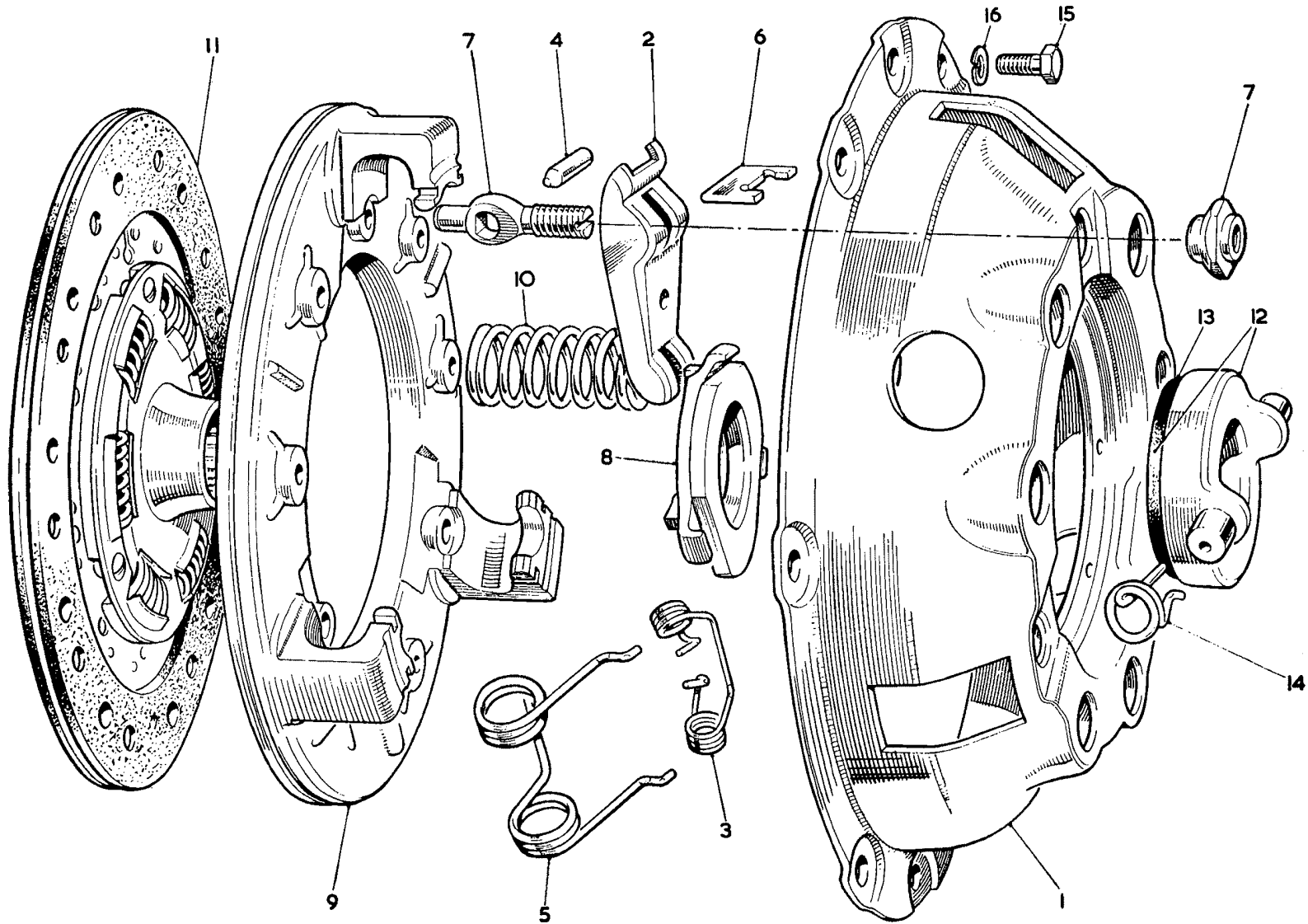
A2197B

**SERVICE PARTS LIST**

**THE MGA 1600**

Item No.	DESCRIPTION	Commencing (C) 68851		Quantity	MODIFICATIONS		REMARKS
		Part Number	Illus. No.		New Part Number	Change Point	
	<b>AIR CLEANER</b>						
1	Cleaner—air (front)	AHH5147	1	1			
2	Cleaner—air (rear)	AHH5148	1	1			
3	Joint—air cleaner	ACG5184	2	2			
4	Pad—insert	AHH5441	3	4			
5	Element	AHH5442	4	2			
6	Pipe—air cleaner (rubber)	AHH5149	5	1			
7	Clip—pipe	ACA5290	6	2			
8	Screw—cleaner to carburetter	HZS0506	7	4			
9	Washer—spring—screw	LWZ205	8	4			
	<b>AIR INTAKE HOSE</b>						
10	Hose—carburetter cooling air intake	AHH5394	9	1			
11	Clip—air intake hose	AHH5714	10	1			
12	Screw—hose clip to radiator duct	PMZ0816	11	1			
13	Washer—spring screw	LWZ203	12	1			
14	Nut—screw	FNZ103	13	1			
	<b>HEAT SHIELD</b>						
15	Shield—heat	AHH15533	14	1			
16	Joint—heat shield and carburetters	AHH1551	15	6			
17	Washer—carburetter insulating	AHH15713	16	2			
18	Clip—carburetter drain pipe	AHH1550	17	1			
19	Washer—clip	PWZ104	18	1			





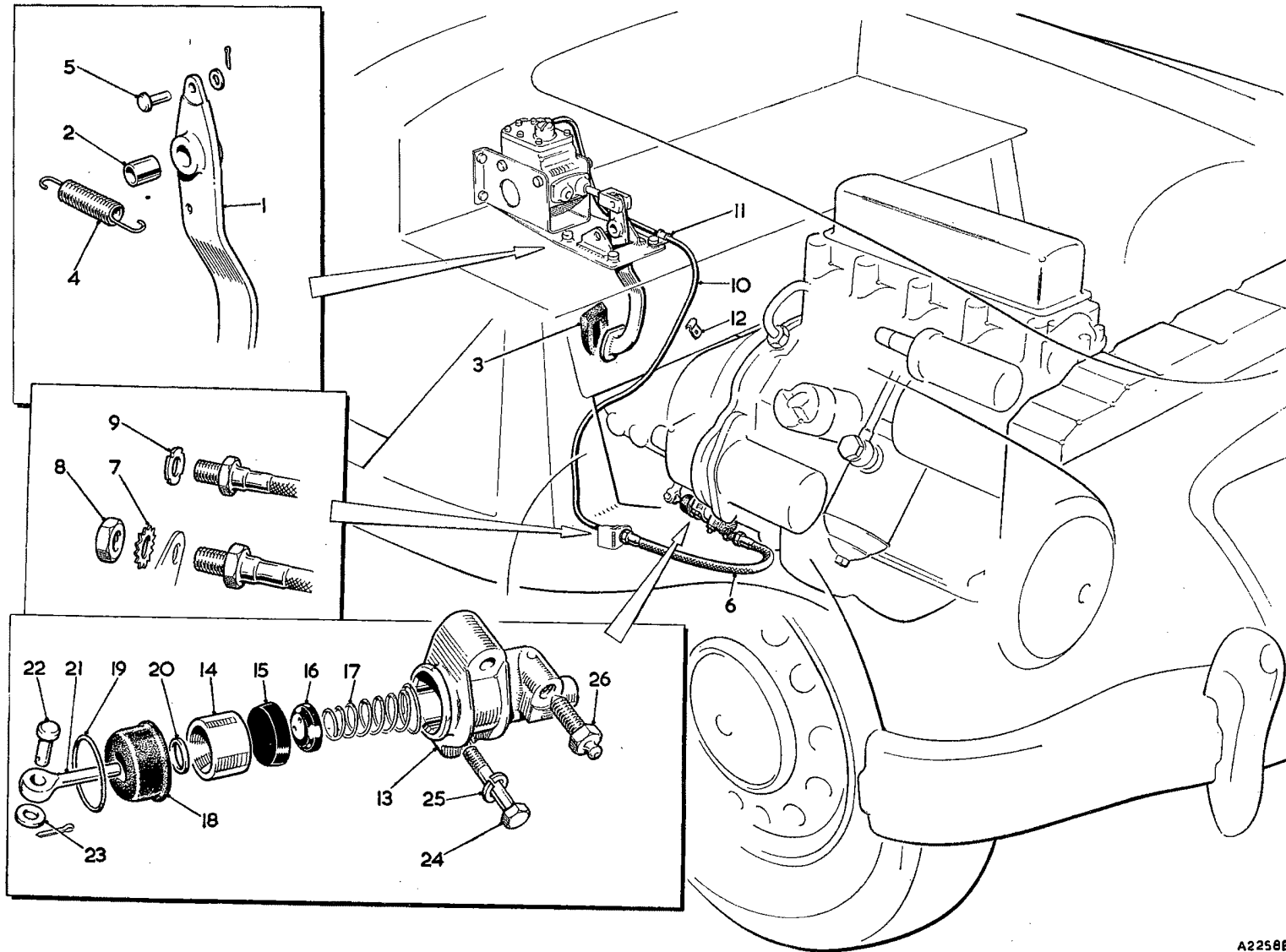
A2141B

To face page E.1

SERVICE PARTS LIST

THE MGA 1600

Item No.	DESCRIPTION	Commencing (E) 16GA/H101		Quantity	MODIFICATIONS		REMARKS
		Part Number	Illus. No.		New Part Number	Change Point	
	<b>CLUTCH</b>						
	<b>CLUTCH COMPONENTS</b>						
1	Clutch assembly	N.S.P.					
2	Cover assembly	22H12	1	1			Part No. change was 27H3145
3	Lever—release	7H3196	2	3			
4	Retainer—release lever	7G3001	3	3			
5	Pin—release lever	7H3067	4	3			
6	Spring—anti-rattle	7H3171	5	3			
7	Strut—release lever	7H3069	6	3			
8	Eyebolt	7H3197	7	3			
9	Nut	7H3193	8	3	17H2724		7H3193 not available; use 17H2724
10	Plate—release lever	7H3213	8	1			
11	Plate—pressure	7H3085	9	1			
12	Spring—thrust (light grey)	7H3169	10	6			
13	Plate assembly—driven	22H14	11	1		Fin. (E) 16GC/H3928 (less 3854)	Part No. change; was 27H3244
				1	12H579	] Com. (E) 16GC/H3929 plus 3854	Not available, use 18H2020
				1	18H2020		
14	Lining and rivets	8G8348		1 set			
15	Rivet	7H3078		22			
16	Bearing assembly—release	7H3214	12	1			
17	Ring—carbon	7H3277	13	1			
18	Retainer—bearing	7H3048	14	2			
19	Screw—clutch to flywheel	HZS0507	15	6			
20	Washer—spring—screw	LWN305	16	6			2K5319 not available; use LWN305

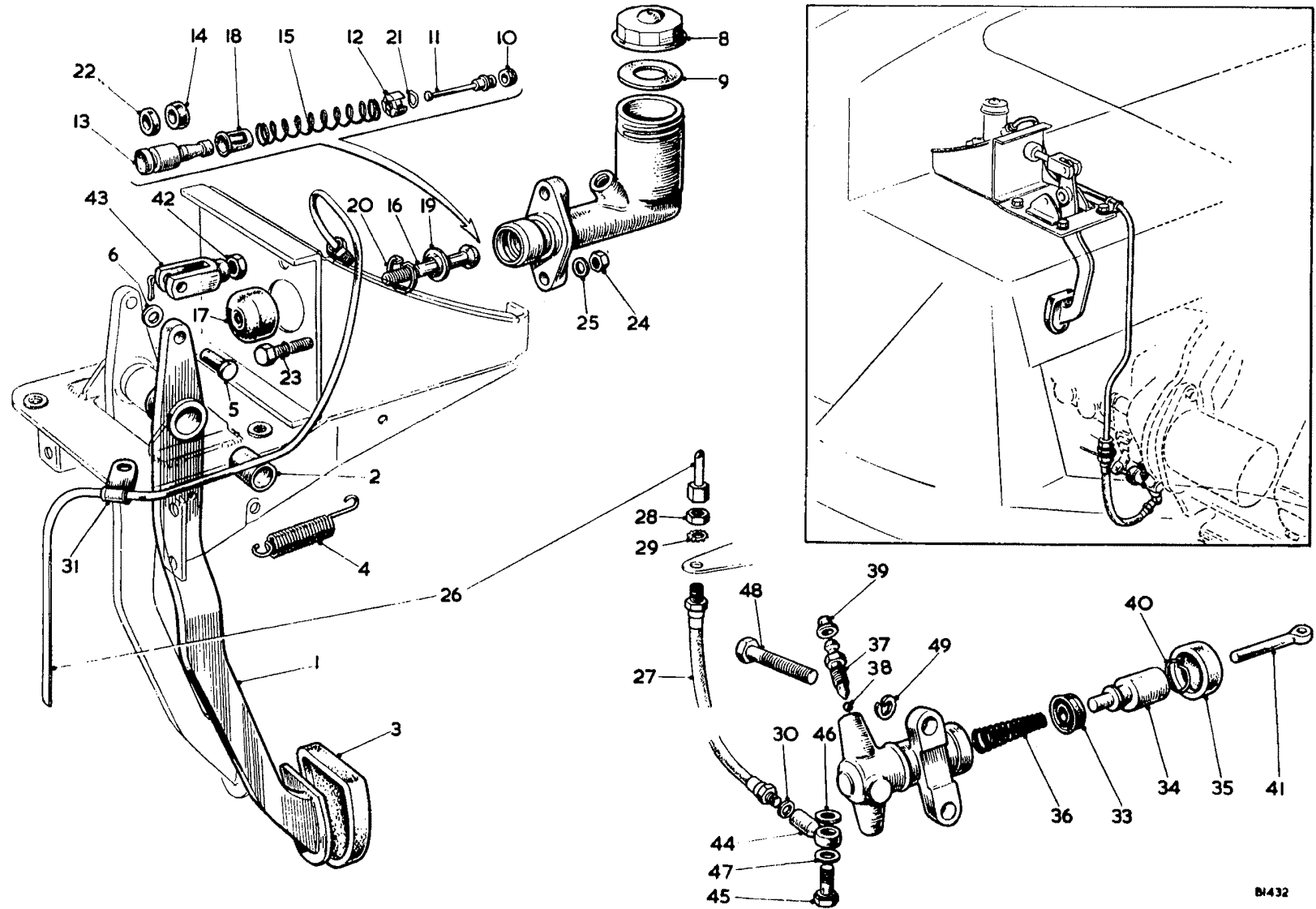


A22588

SERVICE PARTS LIST

THE MGA 1600

Item No.	DESCRIPTION	Commencing (C) 68851		Quantity	MODIFICATIONS		REMARKS
		Part Number	Illus. No.		New Part Number	Change Point	
	<b>CLUTCH CONTROLS STANDARD MODEL CLUTCH PEDAL AND LINKAGE</b>						
1	Pedal—clutch ..... <b>R.H.D.</b>	AHH5841	1	1			
2	Pedal—clutch ..... <b>L.H.D.</b>	AHH5842	1	1			
3	Bush .....	AAA4129	2	1			Part No. change; was 185794
4	Pad—pedal (rubber) .....	AHH5100	3	1			
5	Spring—pull off—pedal .....	AAA1628	4	1			Part No. change; was 130154
6	Pin—clevis—clutch pedal .....	CLZ0512	5	1			
7	Hose—clutch .....	ACC5509	6	1			Part No. change; was 7H7857
8	Washer hose .....	LWN510	7	1			
9	Locknut hose .....	2K8686	8	1			
10	Joint—clutch hose .....	3H550	9	1			
11	Pipe—master cylinder to clutch hose ..... <b>R.H.D.</b>	AJD276	10	1			
12	Pipe—master cylinder to clutch hose ..... <b>L.H.D.</b>	AJD118	11	1			
13	Clip pipe .....	PCR0411	11	1			
14	Clip—pipe to bulkhead ..... <b>L.H.D.</b>	PCR0400	12	2			
	<b>MASTER CYLINDER ASSEMBLY</b>						
15	Cylinder assembly—clutch master .....						See Page M.3.
	<b>CLUTCH OPERATING CYLINDER</b>						
16	Cylinder assembly .....	7117974		1			Not available; use BMK192 with rod 13H21
17	Cylinder assembly .....	BMK192		1			
18	Body .....	7H7983	13	1			
19	Piston .....	7H7003	14	1			
20	Cup—piston .....	7H7004	15	1			
21	Filler—piston cup .....	7H7560	16	1			
22	Spring—cup filler .....	7H7959	17	1			
23	Boot .....	7H7957	18	1			
24	Clip—boot (large) .....	7H7956	19	1			
25	Clip—boot (small) .....	7H7958	20	1			
26	Rod—push .....	7H7954	21	1	131121		7117954 not available; use 131121
27	Pin—clevis—cylinder to clutch fork .....	CLZ0517	22	1			
28	Washer—plain—clevis pin .....	PWZ105	23	1			
29	Bolt—cylinder to gearbox .....	HCZ0615	24	2			Part No. change; was AC118483
30	Washer—spring—bolt .....	LWZ206	25	2			
31	Screw—bleeder .....	3H554	26	1			
32	Kit—clutch operating cylinder repair .....	8G8420		1			Part No. change; was 17117052
33	Cup—piston .....			1			
34	Boot .....			1			



B1432

SERVICE PARTS LIST

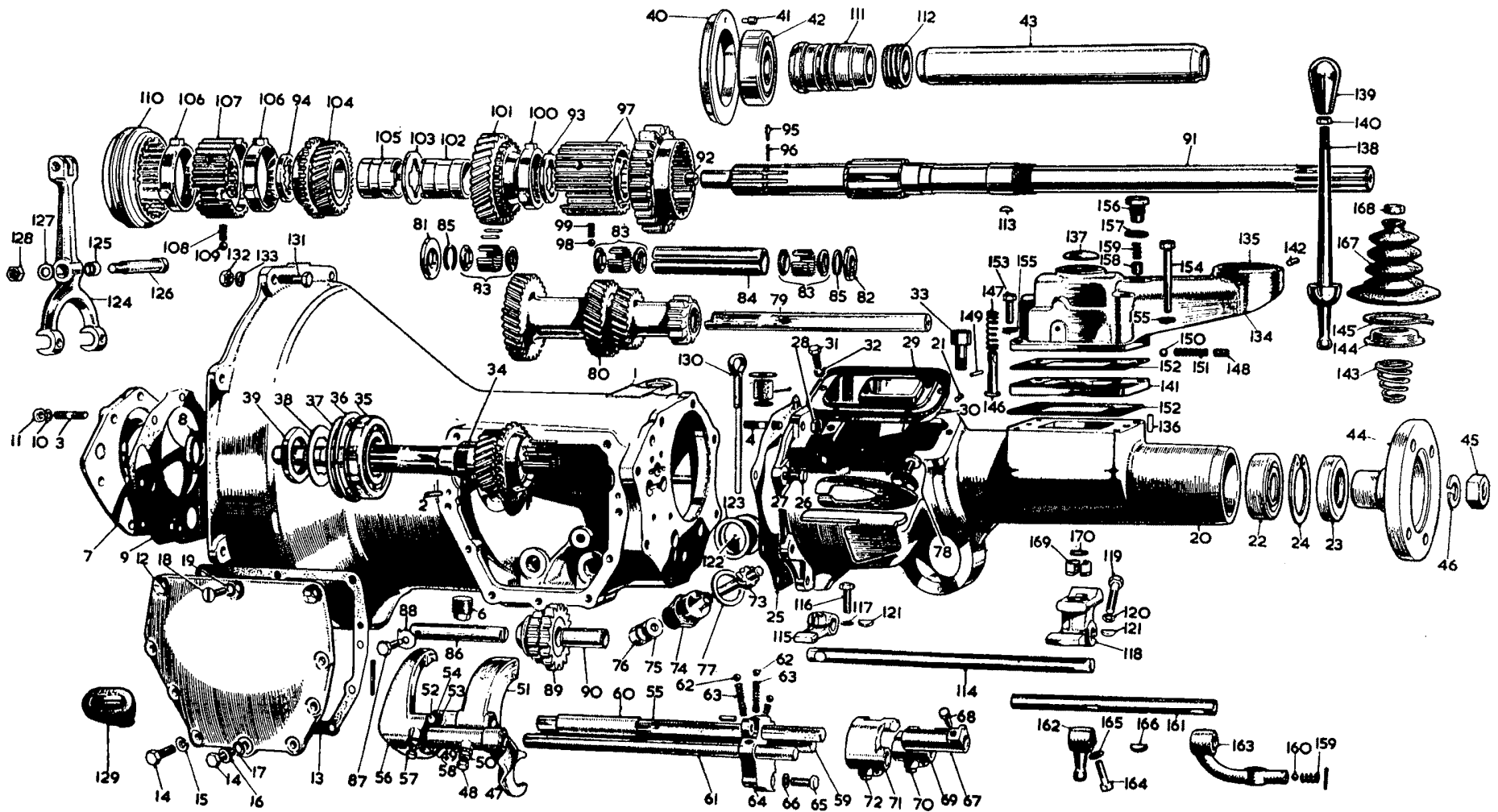
THE MGA 1600

Item No.	DESCRIPTION	Commencing (C) 68851		Quantity	MODIFICATIONS		REMARKS
		Part Number	Illus. No.		New Part Number	Change Point	
<b>CLUTCH CONTROLS ALL ROUND DISC BRAKES MODEL CLUTCH PEDAL AND LINKAGE</b>							
1	Pedal—clutch	R.H.D.	1	1	AHH5694		
2	Pedal—clutch	L.H.D.		1	AHH5696		
3	Bush		2	1	AAA4129		
4	Pad—pedal (rubber)		3	1	AHH5100		Part No. change; was 185794
5	Spring—pull off—pedal		4	1	AAA1628		Part No. change; was 130154
6	Pin—clevis		5	1	CLZ0515		
7	Washer—plain—pin		6	1	PWZ105		
8	Hose—clutch		27	1	11B5086		
9	Washer—hose		29	1	LWN606		
10	Locknut—hose		28	1	FNN206		Part No. change; was BCA4092
11	Joint—clutch hose		30	1	3H876		
12	Pipe—master cylinder to clutch hose	R.H.D.	26	1	AHH5822		
13	Pipe—master cylinder to clutch hose	L.H.D.		1	AHH5824		
14	Clip pipe		31	1	PCR0411		
15	Clip—pipe to bulkhead	L.H.D.		2	PCR0409		
16	Clip—pipe to master cylinder base plate			1	PCR0811		
<b>CLUTCH MASTER CYLINDER</b>							
17	Cylinder assembly—clutch master			1	BHA4072		
18	Body			1	N.S.P.		
19	Cap—filler		8	1	17H4508	Com. (C) 91240	
20	Gasket		9	1	7H4726		
21	Seal—valve		10	1	17H4561		
22	Stem—valve		11	1	7H4751		
23	Spacer—valve		12	1	17H4132		
24	Plunger		13	1	17H4510 17H4755		Not available; use 17H4755 Not available; use 17H8113 together with 10FF 17H8112 seal
25	Seal—plunger		14	1	17H8113 7H4976		For use with 17H4510 and 17H4755 For use with 17H8113
26	Spring		15	1	17H8112 7H4944		
27	Push rod		16	1	17H4544		
28	Cover—dust		17	1	7H4757		
29	Retainer—spring		18	1	17H4827		
30	Washer—retaining		19	1	7H4756		
31	Circlip		20	1	7H4451		
32	Washer—spring		21	1	7H4752		
33	Seal—taper end		22	1	17H4509		

SERVICE PARTS LIST

THE MGA 1600

Item No.	DESCRIPTION	Commencing (C) 68851		Quantity	MODIFICATIONS		REMARKS
		Part Number	Illus. No.		New Part Number	Change Point	
	<b>Clutch Controls—All Round Disc Brakes Model—continued</b>						
	<b>Clutch Master Cylinder—continued</b>						
1	Bolt fixing cylinder.....		23	2	HZS0510	Com. (C) 91240	
2	Nut—bolt.....		24	2	LNZ205		
3	Washer—plain—nut.....		25	2	PWZ105		
4	Fork end—master cylinder push rod.....		43	1	FEZ105		
5	Locknut—end.....		42	1	FNZ205		
6	<b>Kit—clutch master cylinder repair</b> .....			1	8G8219		
7	Gasket—filler cap.....			1			
8	Seal—valve.....			1			
9	Seal—plunger.....			1			
10	Cover—dust.....			1			
11	Circlip.....			1			
12	Washer—spring.....			1			
13	Seal—taper end.....			1			
14	Grease—tube.....			1			
	<b>CLUTCH OPERATING CYLINDER</b>						
15	<b>Cylinder assembly</b> .....			1	BHA4073		
16	Body.....			1	N.S.P.		
17	Seal.....		33	1	17H4712		
18	Plunger.....		34	1	N.S.P.		
19	Cover—dust.....		35	1	17H4010		
20	Spring.....		36	1	7H4970		
21	Screw—bleed.....		37	1	7H4973		
22	Ball—bleed screw.....		38	1	BLS106		Part No. change; was 7H4030
23	Cap—bleed screw dust.....		39	1	7H4419		
24	Circlip.....		40	1	17H4011		
25	Rod—push.....		41	1	1B3701		
26	Pin—clevis—cylinder to clutch fork.....			1	CLZ0517		
27	Washer—plain—clevis pin.....			1	PWZ105		
28	Bolt—cylinder to gearbox.....		48	2	AHH5762		
29	Washer—spring bolt.....		49	2	LWZ206		
30	Banjo.....		44	1	3H808		
31	Bolt—banjo.....		45	1	13H1984		Part No. change; was 2F5276
32	Gasket—banjo.....		47	1	2H4810		Part No. change; was 17H4179
33	Gasket—banjo.....		46	1	17H4021		
34	<b>Kit—clutch operating cylinder repair</b> .....			1	8G8249		
35	Seal.....			1			
36	Cover—dust.....			1			
37	Ball—bleed screw.....			1			
38	Cap—bleed screw dust.....			1			
39	Circlip.....			1			



A324 5A

To face page F.1



SERVICE PARTS LIST

THE MGA 1600

Item No.	DESCRIPTION	Commencing (E) 16GA/H101		Quantity	MODIFICATIONS		REMARKS
		Part Number	Illus. No.		New Part Number	Change Point	
	<b>GEARBOX</b>						
1	Gearbox assembly	1H3362		1	22H73	Com. (E) 16GC/H101	
2	Casing assembly	48G127	1	1	22H124 48G129 48G252	Com. (E) 16GC/H3929, also 3854 Com. (E) 16GC/H101 Com. (E) 16GC/H4748, also 4722 to 4725, 4730, 4731, 4733, 4735 to 4739	Not available; use 48G252
3	Dowel—locating block to gearbox	AEG3108	2	2			
4	Stud—front cover	53K2172	3	7			
5	Stud—rear extension	CHS2513	4	2			
6	Plug—drain	2K5830	6	1			
7	Plug—casing—welch	2K8158				Fin. (E) 16GA/U/H31600	
8	Cover assembly—front	1H3147	7	1	48G179	Com. (E) 16GA/U/H12834	1H3147 not available; use 48G179
9	Oil seal	1H3138	8	1	22H475		1H3138 not available; use 22H475
10	Joint washer—front cover to casing	1G3666	9	1			
11	Washer—spring—stud—front cover to casing	LWZ305	10	7			
12	Nut—front cover stud	FNZ105	11	7			
13	Cover—gearbox side	1G3656	12	1			
14	Joint washer—side cover to casing	1G3658	13	1			
15	Screw—gearbox side cover	53K147	14	7			
16	Washer—spring—screw	LWZ305	15	6			
17	Washer—plain—screw	PWZ105	16	1			
18	Washer—fibre—screw	2K4958	17	1			
19	Screw—gearbox side cover (countersunk)	53K162	18	3			
20	Washer—shakeproof—countersunk screw	6K9012	19	3			
21	Extension—rear	1H3273	20	1			
22	Plug—taper—rear extension	2K1356	21	2			
23	Bearing—rear extension	6K529	22	1			
24	Oil seal—rear extension	1H3275	23	1			
25	Circlip—oil seal	CCN240	24	1			
26	Joint washer—extension to casing	1G3712	25	1			
27	Screw—extension to casing	HCZ0510	26	6			
28	Washer—spring—screw	LWZ305	27	6			
29	Washer—spring—stud	LWZ305		2			
30	Nut—stud—rear extension to casing	FNZ105	28	2			
31	Cover—rear extension—side	1G3809	29	1			
32	Joint washer—side cover to extension	1G3810	30	1			
33	Screw—side cover to extension	HZS0405	31	6			
34	Washer—spring—screw	LWZ304	32	6			
35	Breather assembly	1H3364	33	1			
36	Shaft—1st motion	1G3611	34	1	22H56	Com. (E) 16GC/H3929 also 3854	
37	Bearing	6K885	35	1			
38	Spring ring—bearing	6K886	36	1			

SERVICE PARTS LIST

THE MGA 1600

Item No.	DESCRIPTION	Commencing (E) 16GA/H101		Quantity	MODIFICATIONS		REMARKS
		Part Number	Illus. No.		New Part Number	Change Point	
	<b>Gearbox—continued</b>						
1	Shim—1st motion shaft—002”	6K907	37	A/R			
2	Shim—1st motion shaft—004”	6K908		A/R			
3	Needle roller—1st motion shaft	8G2404	18				Part No. change; was 6K892
4	Washer—1st motion shaft nut (locking)	1A3717	38	1			
5	Nut—1st motion shaft	1G3584	39	1			
6	<b>Housing—rear bearing</b>	1G3586	40	1			
7	Peg—locating—rear bearing housing	1G3530	41	1			
8	<b>Bearing—rear—3rd motion shaft</b>	6K528	42	1			
9	Distance piece assembly—speedometer gear to rear bearing	AEH3242	43	1			
10	Flange—3rd motion shaft	1H3304	44	1			
11	Nut—3rd motion shaft flange	FNZ612	45	1			
12	Washer—spring—nut	LWZ212	46	1			
13	<b>Fork—reverse</b>	11G3134	47	1			
14	Screw—reverse fork locating	2A3141	48	1			
15	Washer—shakeproof—screw	LWN404	49	1			Part No. change; was LWN604
16	Nut—fork locating screw	FNN504	50	1			
17	<b>Fork—1st and 2nd speed</b>	11G3135	51	1			
18	Screw—fork locating	2A3141	52	1			
19	Washer—shakeproof—screw	LWN404	53	1			Part No. change; was LWN604
20	Nut—fork locating screw	FNN504	54	1			
21	Rod—1st and 2nd speed fork	11G3079	55	1			
22	<b>Fork—3rd and 4th speed</b>	1H3257	56	1			
23	Screw—fork locating	2A3141	57	1			
24	Washer—shakeproof—screw	LWN404	58	1			Part No. change; was LWN604
25	Rod—3rd and 4th speed fork	11G3140	59	1			
26	Distance piece—3rd and 4th speed fork rod	1H3258	60	1			
27	Rod—reverse fork	11G3137	61	1			
28	Ball—fork locating	BLS110	62	3			
29	Spring—locating ball	22A75	63	3			
30	Block—sliding shaft locating	11G3187	64	1			
31	Screw—locating block to gearbox	HNS0407	65	2			
32	Washer—spring—screw	LWN304	66	2			
33	<b>Selector—1st and 2nd gear</b>	11G3132	67	1			
34	Screw—selector locating	1G3708	68	1			
35	<b>Selector—3rd and 4th gear</b>	11G3133	69	1			
36	Screw—selector locating	1G3708	70	1			
37	<b>Selector—reverse gear</b>	11G3131	71	1			
38	Screw—selector locating	1G3708	72	1			
39	<b>Pinion—speedometer</b>	1H3241	73	1			
40	Bush—speedometer pinion	2A3256	74	1			
41	Seal—oil—speedometer pinion	2A3254	75	1			
42	Ring—oil seal retaining	2A3255	76	1			
43	Joint washer—speedometer pinion bush	88G208	77	1			
44	Arm assembly—interlocking	1H3092	78	1	22H35	Com. (G) 22720	Part No. change; was 51K3169 1H3092 not available; use 22H35

SERVICE PARTS LIST

THE MGA 1600

Item No.	DESCRIPTION	Commencing (E) 16GA/H101		Quantity	MODIFICATIONS		REMARKS
		Part Number	Illus. No.		New Part Number	Change Point	
	<b>Gearbox—continued</b>						
1	Layshaft	1H3305	79	1			
2	Gear unit—layshaft	11G3024	80	1	22H54		11G3024 not available; use 22H54
3	Washer—thrust—front—laygear	1G3576	81	A/R			] Alternatives
4	Washer—thrust—rear .154" to .156" (3-912 to 3-962 mm.)	1G3577	82	A/R			
5	Washer—thrust—rear .157" to .158" (3-988 to 4-013 mm.)	1G3578		A/R			
6	Washer—thrust—rear .160" to .161" (4-06 to 4-085 mm.)	1G3579		A/R			
7	Washer—thrust—rear .163" to .164" (4-136 to 4-162 mm.)	1G3580		A/R			
8	Roller—needle bearing—layshaft	3H2865	83	3			
9	Tube—distance—laygear bearing	11G3026	84	1			
10	Ring—spring—layshaft	11G3027	85	4			
11	Shaft—reverse	88G258	86	1			Part No. change was 11G3124 and 11G3093
12	Screw—reverse shaft	1G3581	87	1			
13	Washer—locking—screw	1B3863	88	1			
14	Gear assembly—reverse	11G3090	89	1	22H51 22H83	Com. (E) 16GC/H5403	Not available; use 22H83
15	Bush—reverse gear	11G8092	90	1			
16	Shaft—3rd motion	1H3277	91	1			
17	Restrictor—oil	1A1964	92	1			
18	Washer—thrust—3rd motion shaft—rear	1G3492	93	1			
19	Washer—thrust—front .1565" to .1575" (3-962 to 3-988 mm.)	11G8127	94	A/R			
20	Washer—thrust—front .1585" to .1595" (4-013 to 4-039 mm.)	11G8128		A/R			
21	Washer—thrust—front .1605" to .1615" (4-06 to 4-085 mm.)	11G8129		A/R			
22	Peg—thrust washer	1G3268	95	1			
23	Spring—peg	2K8960	96	1			
24	First speed wheel and synchronizer assembly	48G137	97	1	48G206		48G137 not available; use 48G206
25	Ball—synchronizer	BLS109	98	3			
26	Spring—synchronizer ball	6K884	99	3			
27	Baulk ring—2nd speed gear	11G3063	100	1			
28	Gear—2nd speed	11G3064	101	1			
29	Bush—2nd speed mainshaft gear	11G3028	102	1			
30	Ring—2nd and 3rd gear bushes—interlocking	1G3331	103	1			
31	Gear—3rd speed	1G3594	104	1			
32	Bush—3rd speed gear	11G3029	105	1			
33	Baulk ring—3rd and 4th speed gear	11G3022	106	2			
34	Synchronizer—3rd and 4th speed	1G3597	107	1			
35	Spring—synchronizer ball	6K884	108	3			
36	Ball—synchronizer	BLS109	109	3			
37	Coupling sliding—3rd and 4th speed	1G3598	110	1			
38	Distance piece—3rd motion shaft	11G3223	111	1			
39	Gear—speedometer	1H8151	112	1			
40	Key—speedometer gear	WKN304	113	1			

SERVICE PARTS LIST

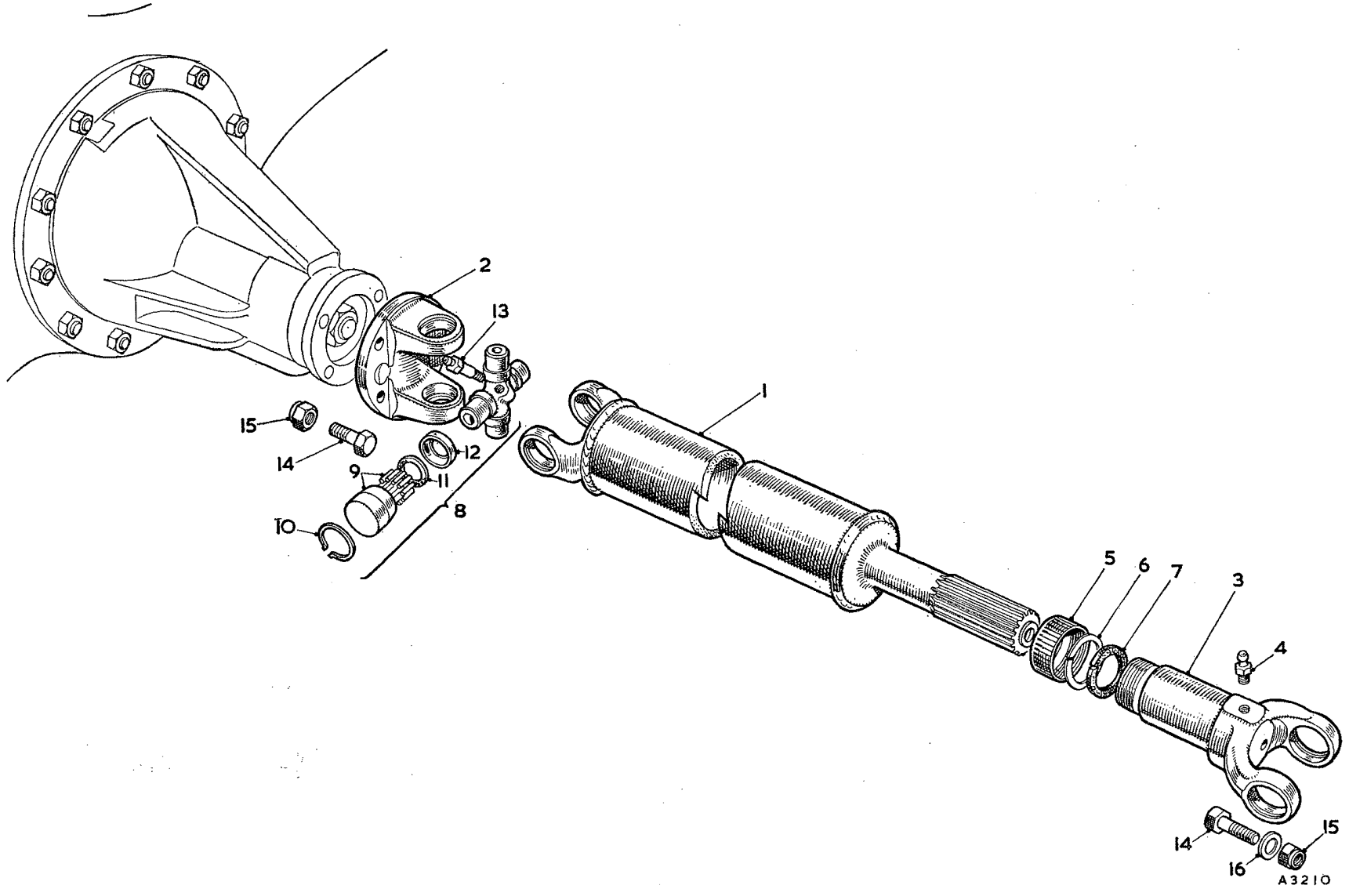
THE MGA 1600

Item No.	DESCRIPTION	Commencing (E) 16GA/H101		Quantity	MODIFICATIONS		REMARKS
		Part Number	Illus. No.		New Part Number	Change Point	
	<b>Gearbox—continued</b>						
1	Shaft—remote control (rear extension)	1H3368	114	1			
2	<b>Lever—selector—front</b>	88G254	115	1			Part No. change; was 1G3680 and 22H24
3	Screw—selector lever—front	51K1030	116	1			
4	Washer—shakeproof—screw	LWN404	117	1			Part No. change; was LWN604
5	<b>Lever—selector—rear</b>	88G253	118	1			Part No. change; was 1H3095 and 22H25
6	Screw—selector lever—rear	51K1031	119	1			
7	Washer—spring—screw	2K5319	120	1			
8	Key—selector lever	WKN404	121	2			
9	Cap—control shaft boss	8G500	122	2			
10	Joint washer—cap	2K4971	123	2			
11	<b>Lever—clutch withdrawal</b>	11G3193	124	1			
12	Bush for withdrawal lever	11G3195	125	1			
13	Bolt—clutch withdrawal lever	11G3196	126	1			
14	Washer—bolt	11G3199	127	1			
15	Nut—bolt (stiff)	LNZ206	128	1			
16	Cover—clutch withdrawal lever (dust)	1G3607	129	1			
17	<b>Oil level indicator—gearbox</b>	1G3802	130	1			
18	Bolt—gearbox to mounting plate	HBZ0510	131	7			Fin. (E) 16GC/H4721 except 4721 to 4720, 4732, 4734, 4740 to 4747
19	Bolt—gearbox to mounting plate			1	HBZ0510		] Com. (E) 16GC/H4748 also 4722 to 4725, 4730, 4731, 4733, 4735 to 4739
20	Bolt—gearbox to mounting plate			2	HBZ0515		
21	Bolt—gearbox to mounting plate			4	HBZ0520		
22	Nut—bolt	FNZ505	132	7			
23	Washer—spring—nut	LWZ305	133	7			
24	<b>Tower assembly—remote control</b>	AEG3001	134	1			
25	Tower—remote control	AEG3117	135	1			
26	Dowel—remote control tower	AEG3101	136	2			
27	Plug—tower (core)	CA1056	137	1			
28	<b>Lever—change speed</b>	AEG3112	138	1			
29	Knob—change speed lever	1G3706	139	1			
30	Locknut—change speed knob	FNP205	140	1			
31	Stop plate	AEG3118	141	1			
32	Snug—change speed ball	AEG3106	142	2			
33	Spring—change speed lever	AEG3105	143	1			
34	Cover—ball spring	1G3927	144	1			
35	Circlip—ball spring cover	1H3087	145	1			
36	Plunger—reverse selector	AEG3120	146	1			
37	Spring—reverse plunger	1G3868	147	1			
38	Plug—reverse plunger	2K0534	148	1			
39	Dowel—reverse plunger	1G3713	149	1			

SERVICE PARTS LIST

THE MGA 1600

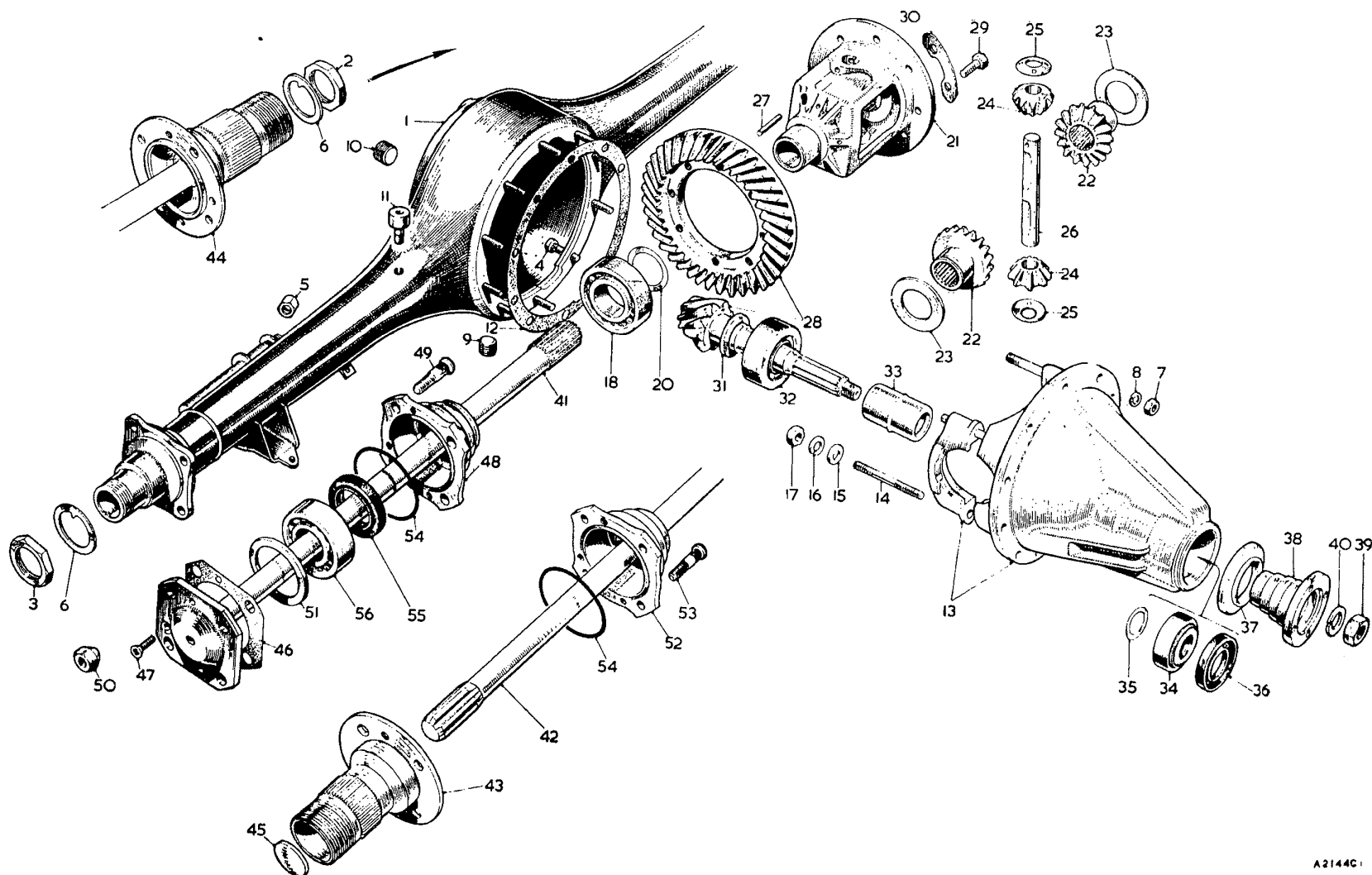
Item No.	DESCRIPTION	Commencing (E) 16GA/H101		Quantity	MODIFICATIONS		REMARKS
		Part Number	Illus. No.		New Part Number	Change Point	
	<b>Gearbox—continued</b>						
1	Ball—reverse plunger .....	BLS110	150	1			
2	Spring—reverse plunger detent .....	22A75	151	1			
3	Gasket—control tower .....	1G8711	152	2			
4	Bolt—tower to extension (short) .....	HBN0509	153	2			
5	Bolt—tower to extension (long) .....	HBN0522	154	2			
6	Washer—spring—for bolt .....	2K5319	155	4	LWN305		2K5319 not available; use LWN305
7	Plug—ball retaining .....	AEG3113	156	1			
8	Washer—plug .....	AEG3122	157	1			
9	Plunger .....	AEG3124	158	1			
10	Spring—plunger .....	AEG4123	159	2			
11	Ball—selector lever .....	BLS108	160	1			
12	Shaft—remote control (tower) .....	AEG3114	161	1			
13	Lever—selector—front .....	AEG3115	162	1			
14	Lever—selector—rear .....	AEG3116	163	1			
15	Screw—selector lever .....	HZS0407	164	2			
16	Washer—spring—screw .....	LWN204	165	2			
17	Key—lever .....	WKN404	166	2			Part No. change; was JA5732
18	<b>Draught excluder—change speed lever (rubber)</b> .....	14A1468	167	1			
19	Ring—draught excluder .....	AHH5388	168	1			
20	Bush—change speed lever .....	1G3704	169	1			
21	Circlip—bush .....	1G3709	169	1			



**SERVICE PARTS LIST**

**THE MGA 1600**

Item No.	DESCRIPTION	Commencing (C) 68851		Quantity	MODIFICATIONS		REMARKS
		Part Number	Illus. No.		New Part Number	Change Point	
	<b>TRANSMISSION</b>						
	<b>PROPELLER SHAFT</b>						
1	Shaft assembly—propeller .....	AH115730	1	1			
2	Shaft assembly—tubular .....	17H3928		1			No longer available
3	Flange—yoke .....	7H3863	2	1			
4	Sleeve assembly—yoke .....	7H3865	3	1			
5	Lubricator .....	UHN400	4	1			
6	Dust cap .....	7H3878	5	1			
7	Washer (steel) .....	7H3879	6	1			
8	Washer (cord) .....	7H3880	7	1			
9	Journal assembly with lubricator .....	8G8183	8	2			Use 8G8979 for this application
10	Bearing assembly—needle .....	17H3955	9	8			
11	Cirelip .....	7H3877	10	8			
12	Gasket .....	17H3818	11	8			
13	Retainer—gasket .....	17H3819	12	8			
14	Lubricator—journal .....	7H3858	13	2			
15	Bolt—shaft to pinion flange (front and rear) .....		14	8	AAA-4039		Part No. change; was 185303
16	Nut—bolt .....	1.NZ105	15	8			
17	Washer- spring - bolt .....	1.WZ205	16	4			



A2144C1

To face page H.1



SERVICE PARTS LIST

THE MGA 1600

Item No.	DESCRIPTION	Commencing (C) 68851		Quantity	MODIFICATIONS		REMARKS
		Part Number	Illus. No.		New Part Number	Change Point	
<b>REAR AXLE AND SUSPENSION</b>							
<b>REAR AXLE STANDARD MODEL</b>							
1	Axle assembly	N.S.P.		1			
2	Case assembly	ATB7224	1	1			Disc wheels only
3	Case assembly	ATB7225		1			Wire wheels only
4	Nut—bearing retaining—R.H.T.	1G7448	2	1			
5	Nut—bearing retaining—L.H.T.	1G7582	3	1			
6	Stud—gear carrier	2A7226	4	10			
7	Nut—rebound spindle	FNZ106	5	2			
8	Washer—lock—bearing retaining nut	1G7584	6	2			
9	Nut—gear carrier to axle case	FNZ105	7	10			
10	Washer—spring—nut	LWZ205	8	10			
11	Joint—gear carrier to axle case	1G7465	12	1			
12	Plug—drain	6K499	9	1			
13	Plug—filler	6K499	10	1			
14	Breather assembly	1G6368	11	1	1H3364		1G3668 not available use 1H3364
15	Differential assembly 10/43	ATB7233		1		Fin. (C) 82892 disc wheels	
16	Differential assembly 9/41	ATB7280		1		(C) 82748 wire wheels	Optional alternative ratio
17	Differential assembly 10/43			1	BTB217	Com. (C) 82893 disc wheels (C) 82749 wire wheels	
18	Differential assembly 10/41			1	BTB263	Fin. (C) 100351	
19	Differential assembly 9/41			1	BTB216	Com. (C) 100352 (C) 82893 disc wheels (C) 82749 wire wheels	Optional alternative ratio to BTB217 or BTB263
20	Carrier assembly	ATB7181	13	1			
21	Stud—bearing cap	51K886	14	4			
22	Washer—plain—bearing cap	ATC7084	15	4			
23	Washer—spring—bearing cap	LWN307	16	4			
24	Nut—stud	FNN107	17	4			
25	Bearing—differential	2K8938	18	2			
26	Bearing—differential	2K6544		2			Not available; use 2K8938
27	Washer—bearing packing .002" (.051 mm.)	2K7993	20	A/R			
28	Washer—bearing packing .003" (.076 mm.)	ATB7239		A/R			
29	Washer—bearing packing .004" (.102 mm.)	2K7435		A/R			
30	Washer—bearing packing .006" (.152 mm.)	6K503		A/R			
31	Washer—bearing packing .010" (.254 mm.)	1G7600		A/R			
32	Cage—differential	ATB7062	21	1	BTB328		ATB7062 not available; use BTB328
33	Wheel—differential	ATB7282	22	2	BTB150	Com. (C) 82893 disc wheels (C) 82749 wire wheels	
34	Washer—thrust—differential wheel	ATB7072	23	2			
35	Pinion—differential	ATB7123	24	2			
36	Washer—thrust—differential pinion	1G7445	25	2			
37	Pin—pinion	1G7444	26	1			
38	Peg—pinion pin	6K842	27	1			

SERVICE PARTS LIST

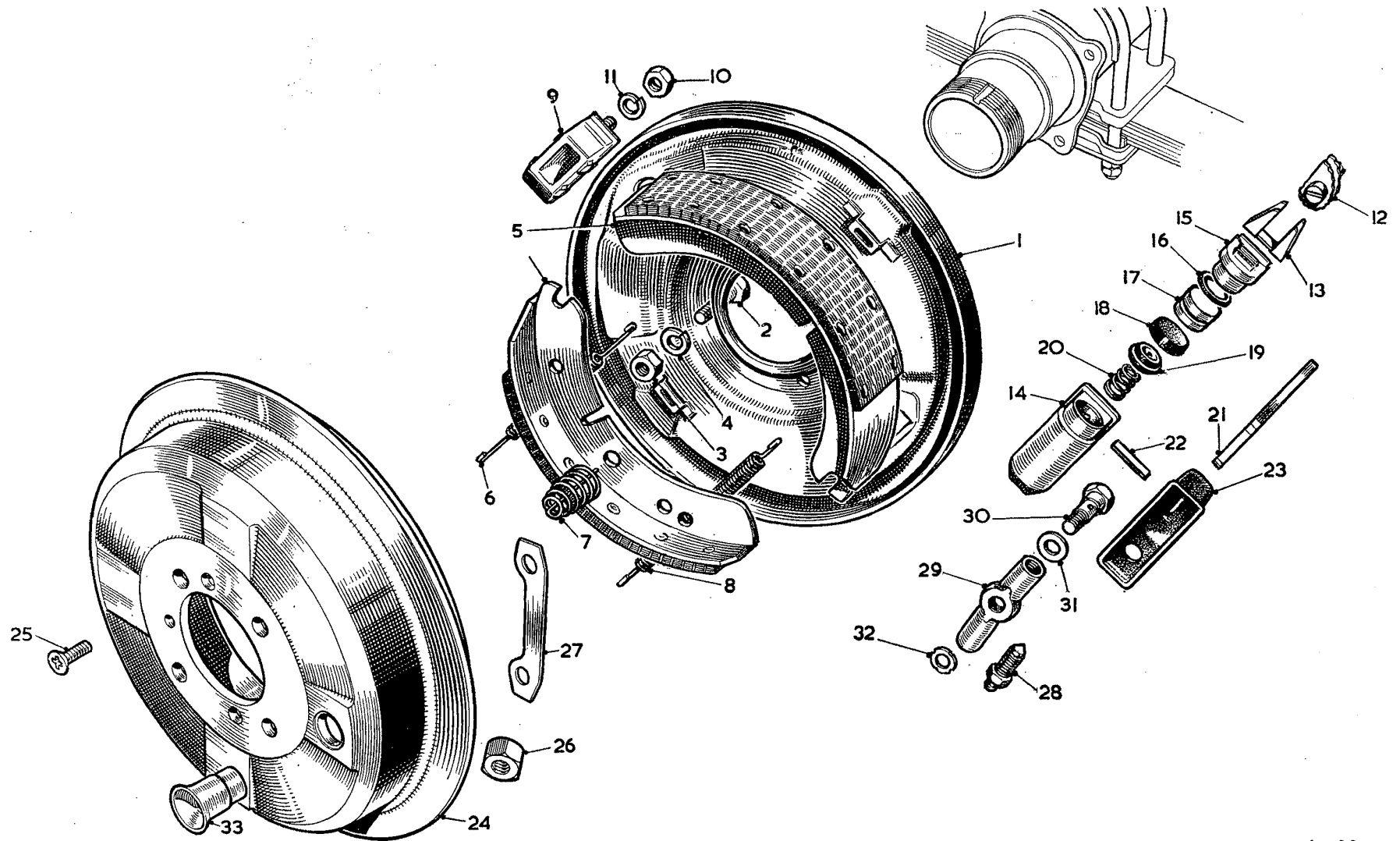
THE MGA 1600

Item No.	DESCRIPTION	Commencing (C) 68851		Quantity	MODIFICATIONS		REMARKS
		Part Number	Illus. No.		New Part Number	Change Point	
	<b>Rear Axle—Standard Model—continued</b>						
1	<b>Crown wheel and pinion 10/43</b>	88G283	28	1		Fin. (C) 100351	Part No. change; was ATB7156 and BTB323
2	<b>Crown wheel and pinion 10/41</b>			1	ATB7240	Com. (C) 100352	
3	<b>Crown wheel and pinion 9/41</b>	88G284		1			Optional alternative ratio to 10/43 or 10/41; Part No. change; was ATB7146 and BTB57
4	Bolt—crown wheel to differential cage	ATA7043	29	8	ATA7232		
5	Washer—lock—bolt	6K875	30	4			One used of selected size
6	Washer—pinion thrust .126" (3.20 mm.)	ATB7064	31	1			
7	Washer—pinion thrust .124" (3.15 mm.)	ATB7065		1			
8	Washer—pinion thrust .122" (3.10 mm.)	ATB7066		1			
9	Washer—pinion thrust .120" (3.05 mm.)	ATB7067		1			
10	Washer—pinion thrust .118" (3.00 mm.)	ATB7068		1			
11	Washer—pinion thrust .116" (2.95 mm.)	ATB7069		1			
12	Washer—pinion thrust .114" (2.90 mm.)	ATB6070		1			
13	Washer—pinion thrust .112" (2.84 mm.)	ATB7071		1			
14	<b>Bearing—pinion—inner</b>	6K287	32	1			
15	Spacer—bearing	1B7240	33	1			
16	<b>Bearing—pinion—outer</b>	2A7213	34	1			
17	Shim—outer bearing .004" (.102 mm.)	ATB7102	35	A/R			
18	Shim—outer bearing .006" (.152 mm.)	ATB7103		A/R			
19	Shim—outer bearing .008" (.203 mm.)	ATB7104		A/R			
20	Shim—outer bearing .010" (.254 mm.)	ATB7105		A/R			
21	Shim—outer bearing .012" (.304 mm.)	ATB7106		A/R			
22	Shim—outer bearing .020" (.508 mm.)	ATB7107		A/R			
23	Shim—outer bearing .030" (.762 mm.)	ATB7108		A/R			
24	Seal—oil	88G320	36	1			Part No. change; was ATA7047
25	Cover—dust	1G7439	37	1			
26	Flange—universal joint	ATB7059	38	1			
27	Nut to pinion	FNZ612	39	1			
28	Washer—spring—nut	LWZ212	40	1			
29	<b>Shaft—axle</b>	ATB7279	41	2	BTB151	Com. (C) 82893	Disc wheels only
30	<b>Shaft—axle</b>	ATB7386	42	2	BTB153	Com. (C) 82749	
31	Hub extension—R/H	ATB7204	43	1			Wire wheels only
32	Hub extension—L/H	ATB7205	44	1			
33	Plug—welch—hub extension	2K8100	45	2			
34	Joint—shaft to hub	ATB7355	46	2			
35	Screw—countersunk—shaft to hub	CMZ0410	47	2			
36	<b>Hub assembly</b>	ATB7352	48	2			Part No. change; was ATB7074 and BTB415
37	Stud—wheel	1G7435	49	8			
38	Nut—wheel stud		50	8			
39	Spacer—bearing	1G7436	51	2			Disc wheels only

**SERVICE PARTS LIST**

**THE MGA 1600**

Item No.	DESCRIPTION	Commencing (C) 68851		Quantity	MODIFICATIONS		REMARKS
		Part Number	Illus. No.		New Part Number	Change Point	
	<b>Rear Axle—Standard Model—continued</b>						
1	Hub assembly.....	ATB7391	52	2			] Wire wheels only
2	Stud—wheel.....	ATB7201	53	8			
3	Ring—oil seal.....	ATB7354	54	2			
4	Seal—oil.....	8G555	55	2			
5	Bearing—hub.....	2K7477	56	2			



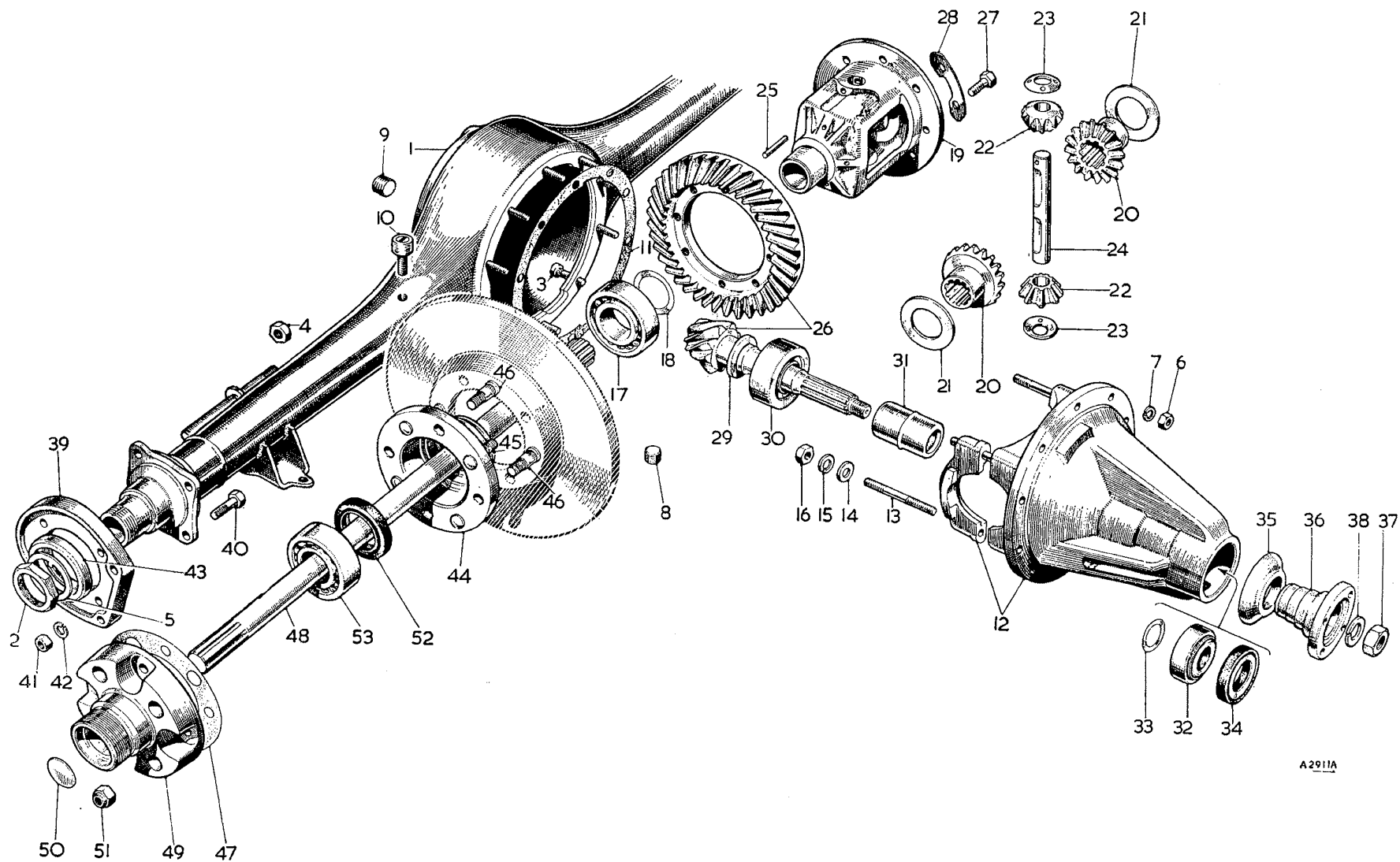
A3209

To face page H.4

SERVICE PARTS LIST

THE MGA 1600

Item No.	DESCRIPTION	Commencing (C) 68851		Quantity	MODIFICATIONS		REMARKS
		Part Number	Illus. No.		New Part Number	Change Point	
<b>REAR BRAKES</b>							
<b>STANDARD MODEL</b>							
1	Plate—brake—R/H	ATB7078		1			
2	Plate—brake—L/H	ATB7079		1			
3	Bolt—brake plate to axle case	51K1380		2			
4	Nut—bolt	FNZ106		3			
5	Washer—spring—bolt	1.WZ206		4			
6	Brake—shoe assembly	8G8806		5	2 sets		
7	Liner with rivets	8G8807			1 box		
8	Rivet	7H7308			48		
9	Spring—shoe pull off	7H7086		6	2		
10	Spring—shoe steady	AAA4714		7	2		Part No. change; was 301020
11	Spring—shoe tension	7H7935		8	2		
12	Block—abutment	7H7982		9	2		
13	Nut—abutment block to brake plate	AJD8105N		10	4		Part No. change; was 7H7355
14	Washer—spring—nut	7H7368		11	4	LWN305	7H7368 not available; use LWN305
15	Adjuster	7H7981		12	2		
16	Mask—adjuster	7H7930		13	2		
17	Cylinder assembly—wheel	27H7304			2		
18	Body	7H7042		14	2		
19	Piston with dust cover	7H7073		15	2		
20	Seal	17H7707		16	2		
21	Piston—hydraulic	7H7928		17	2		
22	Cup—piston	7H7923		18	2		
23	Filler—cup	7H7940		19	2		
24	Spring—filler	7H7939		20	2		
25	Lever—handbrake	27H7305		21	2		
26	Pin—pivot—handbrake lever	17H7203		22	2		
27	Boot—handbrake lever	7H7943		23	2		
28	Drum—brake	ATB7075		24	2		
29	Plug—brake drum (large)	ACH5703		33	2		Disc wheels
30	Plug—brake drum (small)	ACH5704			2		
31	Screw—drum to hub	CMZ0410		25	4		Part No. change was 140677
32	Plug—brake drum (large)	BHA4251			2		
33	Plug—brake drum (small)	AHH5514			2		Wire wheels
34	Nut—drum retaining	FNZ507		26	8		
35	Washer—tab—nut	ATB7209		27	4		
36	Screw—bleeder	3H2428		28	2		
37	Connection—banjo	AHH5694		29	2		
38	Bolt—banjo connection	7H7847		30	2		
39	Gasket—banjo connection (large)	3H550		31	2		
40	Gasket—banjo connection (small)	3H2287		32	2		
41	Kit—wheel cylinder repair	8G8243			2		
42	Cup				2		
43	Seal				2		
44	Boot				2		



A2911A

SERVICE PARTS LIST

THE MGA 1600

Item No.	DESCRIPTION	Commencing (C) 68851		Quantity	MODIFICATIONS		REMARKS
		Part Number	Illus. No.		New Part Number	Change Point	
	<b>REAR AXLE</b>						
	<b>ALL ROUND DISC BRAKES MODEL</b>						
1	<b>Axle assembly</b> .....			1	N.S.P.		
2	<b>Case assembly</b> .....			1	ATB7288	Com. (C) 91240	
3	Nut—bearing retaining—R.H.T. ....		1	1G7448			
4	Nut—bearing retaining—L.H.T. ....		1	1G7582			
5	Stud—gear carrier .....		3	2A7226			
6	Nut—rebound spindle .....		4	FNZ106			
7	Washer—lock—bearing retaining nut .....		5	1G7584			
8	Nut—gear carrier to axle case .....		6	FNZ105			
9	Washer—spring—nut .....		7	LWZ205			
10	Joint—gear carrier to axle case .....		11	1G7465			
11	Plug—drain .....		8	6K499			
12	Plug—filler .....		9	6K499			
13	Breather assembly .....		10	1H3364			
14	<b>Differential assembly 10/43</b> .....			1	BTB217	Com. (C) 91240	
15	<b>Differential assembly 10/41</b> .....			1	BTB263	Fin. (C) 100351	
16	<b>Differential assembly 9/41</b> .....			1	BTB216	Com. (C) 100352 Com. (C) 91240	Optional alternative ratio to BTB217 or BTB263
17	<b>Carrier assembly</b> .....		12	1	ATB7181	Com. (C) 91240	
18	Stud—bearing cap .....		13	4	51K886		
19	Washer—plain—bearing cap .....		14	4	ATC7084		
20	Washer—spring—bearing cap .....		15	4	LWN307		
21	Nut—stud .....		16	4	FNN107		
22	Bearing—differential .....		17	2	2K8938		
23	Bearing—differential .....			2	2K6544		] Alternatives
24	Washer—bearing packing .002" (.051 mm.) .....		18	A/R	2K7993		
25	Washer—bearing packing .003" (.076 mm.) .....			A/R	ATB7239		
26	Washer—bearing packing .004" (.102 mm.) .....			A/R	2K7435		
27	Washer—bearing packing .006" (.152 mm.) .....			A/R	6K503		
28	Washer—bearing packing .010" (.254 mm.) .....			A/R	1G7600		
29	Cage—differential .....		19	1	ATB7062		
30	Wheel—differential .....		20	2	BTB150		
31	Washer—thrust—differential wheel .....		21	2	ATB7072		
32	Pinion—differential .....		22	2	ATB7123		
33	Washer—thrust—differential pinion .....		23	2	1G7445		
34	Pin—pinion .....		24	1	1G7444		
35	Peg—pinion pin .....		25	1	6K842		

SERVICE PARTS LIST

THE MGA 1600

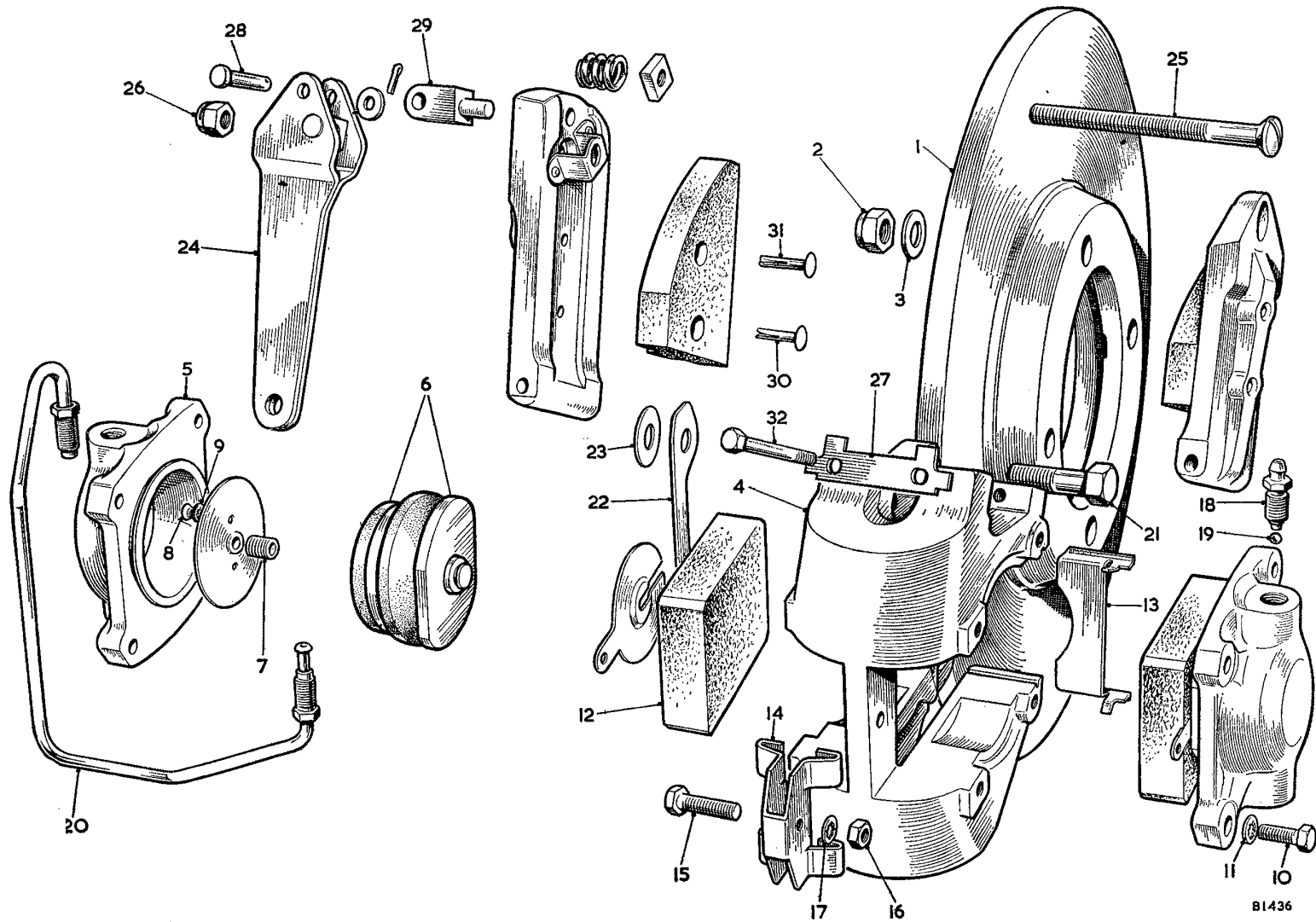
Item No.	DESCRIPTION	Commencing (C)68851		Qty. per Vehicle	MODIFICATIONS		REMARKS
		Part Number	Illus. No.		New Part Number	Change Point	
Rear Axle—All-Round Disc Brakes Model—continued							
1	Crown wheel and pinion 10/43		26	1	ATB7156	} Com. (C) 91240 } Fin. (C) 100351 } Com. (C) 100352 } Com. (C) 91240	} Alternatives
2	Crown wheel and pinion 10/43			1	BTB323		
3	Crown wheel and pinion 10/41			1	ATB7240		
4	Crown wheel and pinion 9/41			1	ATB7146		
5	Crown wheel and pinion 9/41			1	BTB57		
6	Bolt—crown wheel to differential cage		27	8	ATA7043	} Com. (C) 91240	} Optional alternative ratio to 10/43 or 10/41 } Alternatives
7	Washer—lock—for bolt		28	4	6K875		
8	Washer—pinion thrust (.126" [3.20 mm.])		29	1	ATB7064		
9	Washer—pinion thrust (.124" [3.15 mm.])			1	ATB7065		
10	Washer—pinion thrust (.122" [3.10 mm.])			1	ATB7066		
11	Washer—pinion thrust (.120" [3.05 mm.])			1	ATB7067		
12	Washer—pinion thrust (.118" [3.00 mm.])			1	ATB7068		
13	Washer—pinion thrust (.116" [2.95 mm.])			1	ATB7069		
14	Washer—pinion thrust (.114" [2.90 mm.])			1	ATB7070		
15	Washer—pinion thrust (.112" [2.84 mm.])			1	ATB7071		
16	Bearing—pinion—inner		30	1	6K287		
17	Spacer for bearing		31	1	1B7240		
18	Bearing—pinion—outer		32	1	2A7213		
19	Shim—outer bearing (.004" [.102 mm.])		33	A/R	ATB7102		
20	Shim—outer bearing (.006" [.152 mm.])			A/R	ATB7103		
21	Shim—outer bearing (.008" [.203 mm.])			A/R	ATB7104		
22	Shim—outer bearing (.010" [.254 mm.])			A/R	ATB7105		
23	Shim—outer bearing (.012" [.304 mm.])			A/R	ATB7106		
24	Shim—outer bearing (.020" [.508 mm.])			A/R	ATB7107		
25	Shim—outer bearing (.030" [.762 mm.])			A/R	ATB7108		
26	Seal—oil		34	1	ATA7047		
27	Cover—dust		35	1	1G7439		
28	Flange—universal joint		36	1	ATB7059		
29	Nut for pinion		37	1	FNZ612		
30	Washer—spring—for nut		38	1	LWZ212		



SERVICE PARTS LIST

THE MGA 1600

Item No.	DESCRIPTION	Commencing (C) 68851		Quantity	MODIFICATIONS		REMARKS
		Part Number	Illus. No.		New Part Number	Change Point	
	<b>Rear Axle—All Round Disc Brakes Model—continued</b>						
1	Plate—adaptor—R/H .....		39	1	ATB7256	Com. (C) 91240	
2	Plate—adaptor—L/H .....			1	ATB7257		
3	Bolt—adaptor plate to axle case .....		40	8	ATB7258		
4	Nut—bolt .....		41	8	FNZ106		
5	Washer—spring—nut .....		42	8	LWZ206		
6	Cover—dust .....		43	2	ATB7269		
7	<b>Housing assembly—bearing</b> .....		44	2	ATB7246		
8	Stud—disc plate to housing .....		45	8	ATB7248		
9	Stud—extension to housing .....		46	8	ATB7249		
10	Gasket—hub extension .....		47	2	BTB252		
11	<b>Shaft—axle</b> .....		48	2	BTB153		
12	Hub extension—R/H .....		49	1	ATB7252		
13	Hub extension—L/H .....			1	ATB7253		
14	Plug—welch .....		50	2	2K8160		
15	Nut—pinnacle .....		51	8	ATB7268		
16	Seal—oil .....		52	2	8G555		
17	Bearing—hub .....		53	2	2K7477		

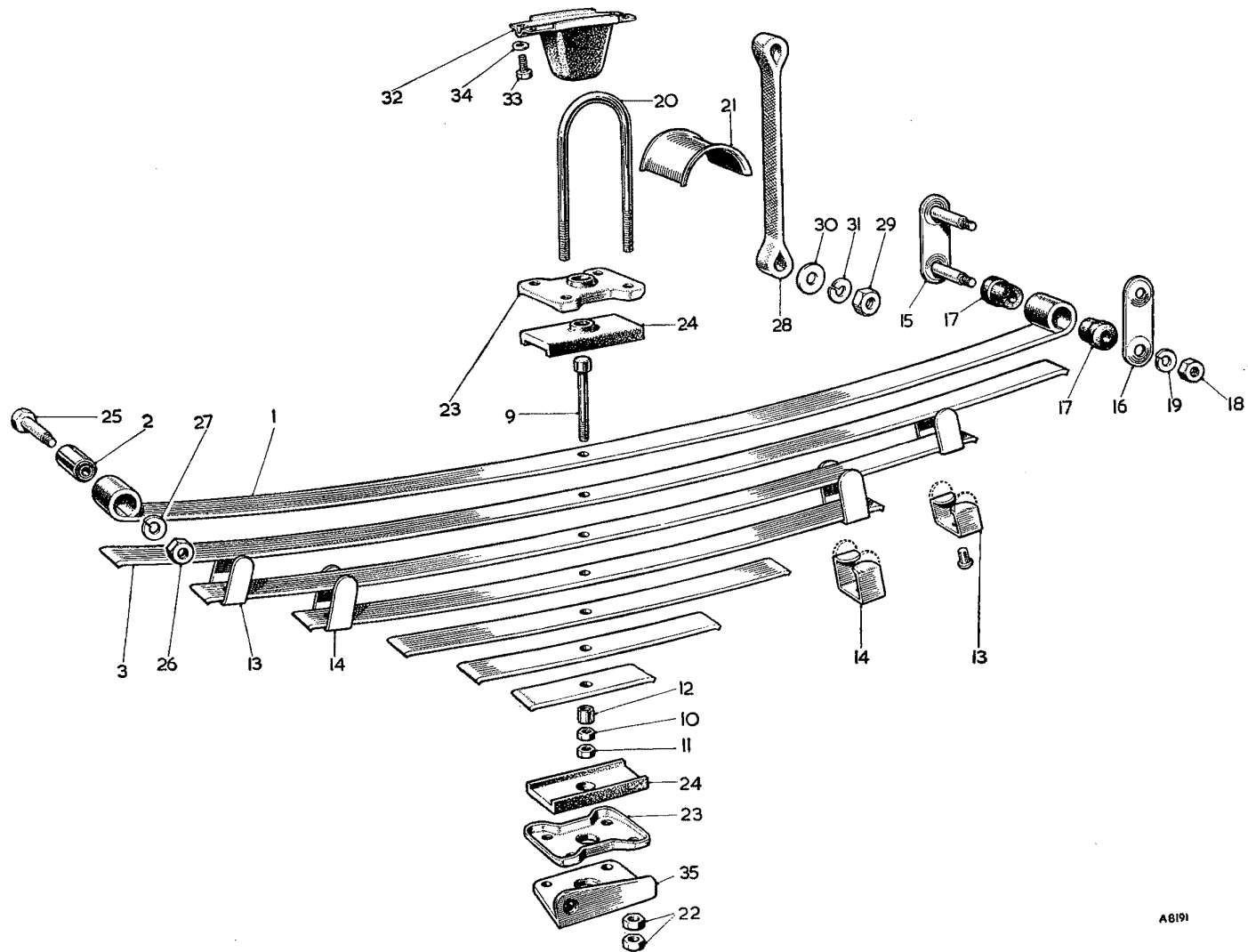


SERVICE PARTS LIST

THE MGA 1600

Item No.	DESCRIPTION	Commencing (C) 68851		Quantity	MODIFICATIONS		REMARKS
		Part Number	Illus. No.		New Part Number	Change Point	
	<b>REAR BRAKES</b>						
	<b>ALL ROUND DISC BRAKES MODEL</b>						
1	Disc brake .....		1	2	ATB7254		
2	Nut—pinnacle—disc to housing .....		2	8	ATB7265		
3	Washer—plain—nut .....		3	8	PWZ106		
4	Calliper unit assembly—R/H .....			1	7H8258		
5	Calliper unit assembly—L/H .....			1	7H8259		
6	Calliper—R/H .....		4	1	7H8263		
7	Calliper—L/H .....			1	7H8262		
8	Cylinder assembly .....		5	4	7H8253		
9	Piston assembly .....		6	4	7H8260		
10	Bush—retractor .....		7	4	7H8212		
11	Screw—plate to piston .....		8	8	AJD4802N		
12	Washer—shakeproof—screw .....		9	8	7H8222		
13	Bolt—cylinder to calliper .....		10	16	7H8206		
14	Washer—shakeproof—bolt .....		11	16	1.WN404		Part No. change; was 7H8207 Not available; use 8G8003
	<b>Pad assembly—friction</b> .....		12	4	7H8201		
15	Pad assembly—friction .....		12	1 set	8G8003		
16	Plate—support .....		13	4	7H8202		
17	Plate—keep .....		14	2	7H8203		
18	Bolt—keep plate .....		15	2	HZS0407		
19	Nut for bolt .....		16	2	1.NZ104		
20	Washer—shakeproof—nut .....		17	2	1.WN404		Part No. change was 7H8207
21	Screw—bleed .....		18	2	7H8252	Com. (C) 92140	
22	Ball—bleed screw .....		19	2	BLS106		
23	Pipe—bridge—R/H .....		20	1	7H8254		
24	Pipe—bridge—L/H .....			1	7H8255		
25	Bolt—calliper to adaptor plate .....		21	4	ATB4247		
26	Plate—lock .....		22	2	ATB7250		
27	Shim—calliper to adaptor plate .003" (.076 mm.) .....		23	A/R	ATB7262		
28	Shim—calliper to adaptor plate .005" (.127 mm.) .....			A/R	ATB7263		
29	Shim—calliper to adaptor plate .020" (.508 mm.) .....			A/R	ATB7264		
30	Brake assembly—hand—R/H .....			1	7H8239		
31	Brake assembly—hand—L/H .....			1	7H8247		
32	Lever assembly—operating .....		24	2	7H8240		
33	Bolt—lever to carrier .....		25	2	7H8241		
34	Nut—self-locking .....		26	2	1.NZ105		Part No. change; was 7H8242
35	Washer—tab .....		27	2	7H8243		
36	Pin—clevis .....		28	2	7H8244		
37	Seat—pivot .....		29	2	7H8246		
38	Rivet—bifurcated—short .....		30	4	BRP014		Part No. change; was 7H8250
39	Rivet—bifurcated—long .....		31	4	BRP016		Part No. change; was 7H8251
40	Bolt—pad carrier to calliper unit .....		32	4	7H8245		
41							



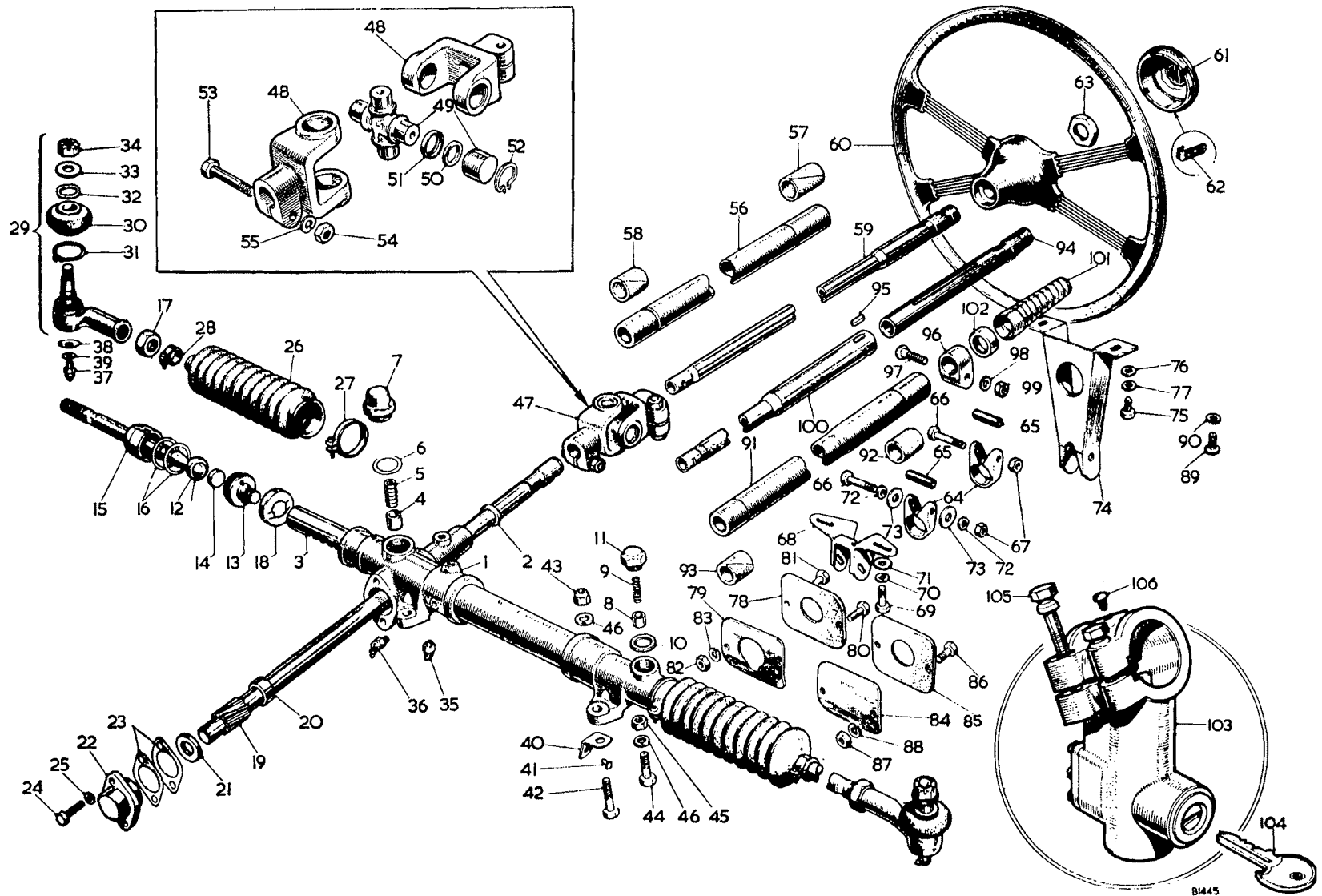


A8191

SERVICE PARTS LIST

THE MGA 1600

Item No.	DESCRIPTION	Commencing (C) 68851		Quantity	MODIFICATIONS		REMARKS
		Part Number	Illus. No.		New Part Number	Change Point	
	<b>REAR SPRING</b>						
1	Spring assembly	AHH5461		2			
2	Leaf—main	AHH5462	1	2			
3	Bush	AHH5015	2	2			
4	Leaf—second	AHH5464	3	2			
5	Bolt—locating	AHH5042	9	2			
6	Nut—bolt	FNZ105	10	2			
7	Locknut—bolt	FNZ205	11	2			
8	Distance piece—bolt	ACA5000	12	2			
9	Clip—third leaf	AHH5467	13	4			
10	Clip—fourth leaf	AHH5470	14	4			
11	Plate—shackle and pins	AHH5018	15	2			
12	Plate—shackle (inner)	AHH5010	16	2			
13	Bush—shackle plate (rubber)	2A5176	17	8			Part No. change; was AHH5016
14	Nut—shackle plate pin	FNZ106	18	4			
15	Washer—spring—nut	LWZ200	19	4			
16	Clip—U— rear spring	AAA3838	20	4			Part No. change; was 184448
17	Plate—U-clip (top)	AHH5082	21	2			
18	Nut— U-clip	FNZ108	22	16			
19	Plate—spring locating	ACG5001	23	4			
20	Pad— spring seating	ACG5002	24	4			
21	Bolt— spring— front end	AHH5071	25	2			
22	Nut— bolt	FNZ107	26	2			
23	Washer—spring— bolt	LWZ207	27	2			
24	Strap—rebound	AHH5081	28	2			
25	Nut—rebound strap to axle	FNZ106	29	2			
26	Washer—plain—nut	PWZ206	30	2			
27	Washer—spring—nut	LWZ206	31	2			
28	Bump rubber	AHH5106	32	2			
29	Screw—bump rubber to frame	HZS0505	33	4			
30	Washer—spring—screw	LWZ205	34	4			
31	Bracket—shock absorber to rear spring—R/H	AHH5067		1			
32	Bracket—shock absorber to rear spring—L/H	AHH5068	35	1			



SERVICE PARTS LIST

THE MGA 1600

Item No.	DESCRIPTION	Commencing (C) 68851		Quantity	MODIFICATIONS		REMARKS
		Part Number	Illus. No.		New Part Number	Change Point	
	<b>STEERING</b>						
1	Rack assembly	R.H.D.	AHH6001	1			] Standard model
2	Rack assembly	L.H.D.	AHH6002	1			
3	Rack assembly	R.H.D.		1	AHH6038	] Com. (C) 91240	] All round disc brakes model
4	Rack assembly	L.H.D.		1	AHH6039		
5	Housing assembly	R.H.D.	AHH6013	1			] Standard model
6	Housing assembly	L.H.D.	AHH6016	1			
7	Housing assembly	R.H.D.		1	AHH6042	] Com. (C) 91240	] All round disc brakes model
8	Housing assembly	L.H.D.		1	AHH6043		
9	Seal—pinion shaft		AAA1335	2			] Part No. change; was 126922
10	Rack—steering		AHH6020	3			
11	Pad—rack damper		ACA5244	4			
12	Spring—damper pad		ACA5248	5			
13	Shim—pad housing .047" (1.19 mm.)		17H6425	1			
14	Shim—pad housing .003" (.076 mm.)		ACA5249	6	A/R		] Part No. change; was ACA5240
15	Housing—rack damper		ACA5245	7			
16	Pad—secondary damper		ACA5284	8			
17	Spring—secondary damper pad		ACA5286	9			
18	Housing—secondary damper		ACA5285	11			
19	Washer—housing		ACA5283	10			
20	Rod—tie		AHH6019	12	2		
21	Housing—male ball		ACA6031	13	2		
22	Seat—ball		ACA5246	14	2		
23	Housing—female ball		ACA5304	15	2		
24	Shim—ball housing .003" (.076 mm.)		ACA5301	16	A/R		
25	Shim—ball housing .005" (.127 mm.)		ACA5302		A/R		
26	Locknut—tie rod		FNZ210	17	2		] Part No. change; was AJB6025
27	Washer—lock—tie		ACA5247	18	2		
28	Pinion—steering	R.H.D.	AHH6021	19	1		] Standard model
29	Pinion—steering	L.H.D.	AHH6022	1			
30	Pinion—steering	R.H.D.		1	AHH6036	] Com. (C) 91240	] All round disc brakes model
31	Pinion—steering	L.H.D.		1	AHH6037		
32	Washer—thrust—pinion upper		AAA1679	20	1		] Part No. change; was 130795 Part No. change; was 126926
33	Washer—thrust—pinion lower		AAA1336	21	1		
34	Bearing—pinion tail		AHH6023	22	1		
35	Shim—tail bearing .005" (.127 mm.)		AAA1333	23	A/R		] Part No. change; was 126920 Part No. change; was 126921
36	Shim—tail bearing .007" (.178 mm.)		AAA1334		A/R		
37	Screw—bearing to rack housing		HZS0506	24	2		
38	Washer—spring—screw		LWZ205	25	2		
39	Seal—rack to tie rod		AAA1682	26	2		] Part No. change; was 130801 Part No. change; was ACA6030
40	Clip—seal—large		BMK924	27	2		
41	Clip—seal—small		3H2963	28	2		] Part No. change; was ACA5118



SERVICE PARTS LIST

THE MGA 1600

Item No.	DESCRIPTION	Commencing (C) 68851		Quantity	MODIFICATIONS		REMARKS
		Part Number	Illus. No.		New Part Number	Change Point	
	<b>Steering—continued</b>						
1	<b>Socket assembly—ball</b>	ACH6168	29	2	8G8452		ACH6168 not available; use 8G8452
2	Boot (rubber)	7H3571	30	2	7H3762		7H3571 not available; use 7H3762
3	Clip—boot	7H3565	31	2			
4	Ring—boot	ACA6004	32	2	7H3763		ACA6004 not available; use 7H3763
5	Washer—ball socket	PWZ107	33	2			
6	Nut—ball socket	FNZ407	34	2			
7	Washer—dished—lubricator	ACH6170	38	2			
8	Washer—fibre—lubricator	ACH6173	39	2			
9	Lubricator—rack	UHN205	36	1			
10	Lubricator—pinion	<b>R.H.D.</b> UHN205	35	1			
11	Lubricator—pinion	<b>L.H.D.</b> UHN105		1			
12	Lubricator—ball socket	UHN405	37	2			
13	Shim—steering rack to brackets	AHH6007	40	A/R			Maximum 6 off per car
14	Rivet shim	DAP0820	41	A/R			Part No. change was 6K9714
15	Bolt—rack to bracket front	HZS0509	42	2			
16	Nut bolt	LNZ205	43	2			
17	Bolt rack to bracket rear	HZS0508	44	2			
18	Nut bolt	FNZ105	45	2			
19	Washer spring nut	LWZ205	46	4			
20	<b>Joint—universal—steering column</b>	AHH6000	47	1			
21	End yoke	17H3925	48	2			
22	<b>Journal assembly</b>	17H3873	49	1			
23	Joint—journal	17H3874	50	4			
24	Retainer—joint	17H3875	51	4			
25	Circlip	CCN212	52	4			
26	Bolt for universal joint	17H3839	53	2	H13N0610		Part No. change; was 17H3811 17H3839 not available; use H13N0610
27	Nut—bolt	FNN105	54	2			Part No. change; was 17H3840
28	Washer—spring—nut	LWN205	55	2			Part No. change; was LWN205
29	<b>Column assembly</b>	AHH6011		1			
30	Tube—outer	AHH6025	56	1			
31	Bush—felt—upper end	7H6255	57	1			
32	Bush—felt—lower end	AHH6027	58	1			
33	Tube assembly inner	AHH6028	59	1			

SERVICE PARTS LIST

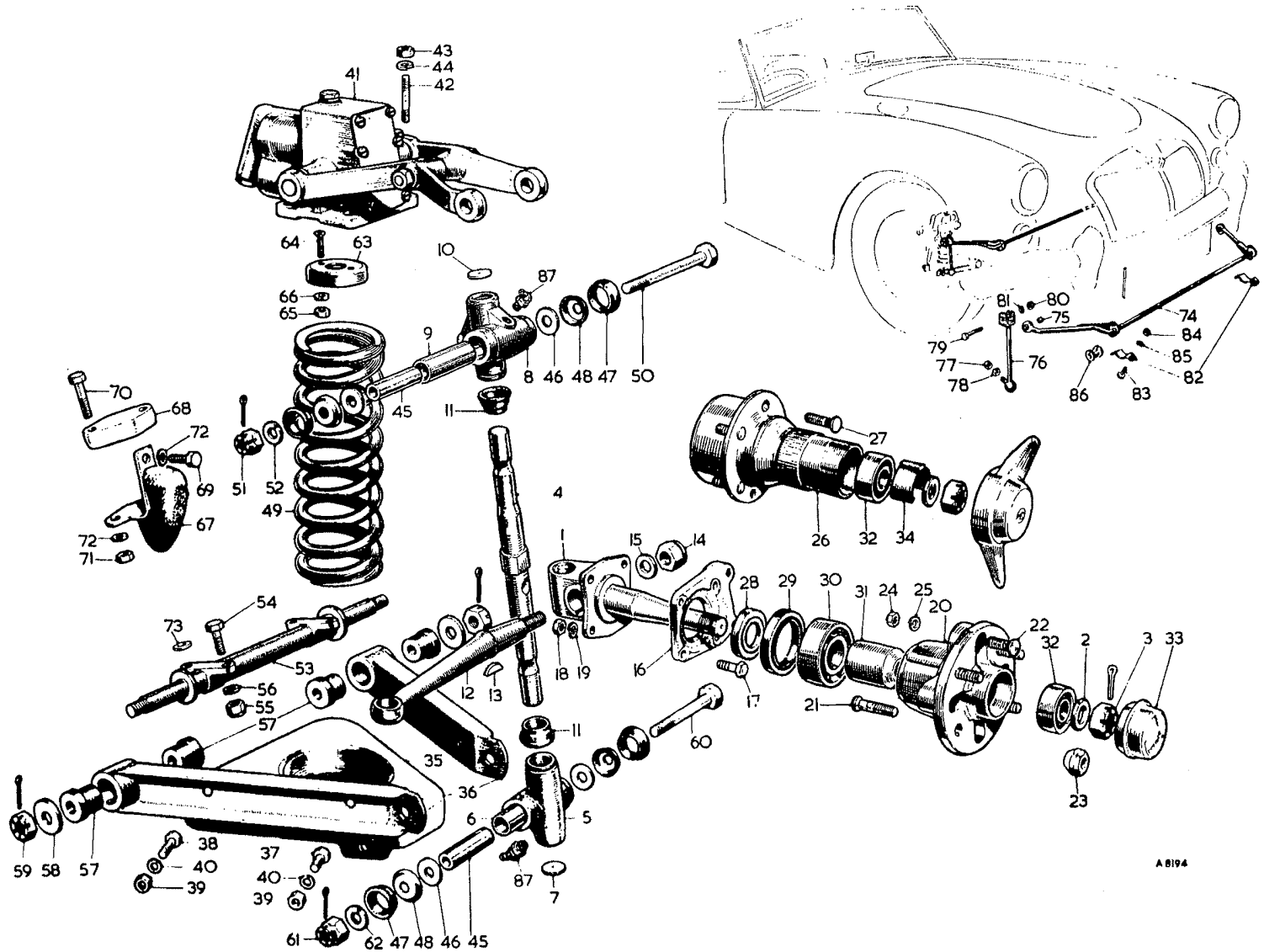
THE MGA 1600

Item No.	DESCRIPTION	Commencing (C) 68851		Quantity	MODIFICATIONS		REMARKS
		Part Number	Illus. No.		New Part Number	Change Point	
	<b>Steering—continued</b>						
1	Wheel—steering .....	AHH6003	60	1			
2	Cover—steering wheel .....	AHH6004	61	1			
3	Clip—spring—cover .....	AHH6035	62	4			
4	Nut—steering wheel .....	ACH6001	63	1			
5	Clamp—steering column .....	AHH6005	64	2			
6	Distance-piece—clamp .....	AHH6006	65	2			
7	Bolt—clamp .....	HBZ0518	66	2			
8	Nut—clamp bolt .....	FNZ105	67	2			
9	Bracket—lower—steering column .....	AHH6008	68	1			
10	Screw—bracket to frame .....	HZS0506	69	2			
11	Washer—spring—screw .....	LWZ205	70	2			
12	Washer—plain—screw .....	PWZ205	71	2			
13	Washer—spring—lower bracket to clamp .....	LWZ205	72	2			
14	Washer—plain—lower bracket to clamp .....	PWZ205	73	2			
15	Bracket—steering column—upper .....	AHH6030	74	1			
16	Screw—bracket to body rail .....	HZS0505	75	2			
17	Washer—plain—screw .....	PWZ205	76	2			
18	Washer—spring—screw .....	LWZ205	77	2			
19	Seal—column—rubber .....	AHH6009	78	1			
20	Retainer—seal .....	AHH6010	79	1			
21	Screw—retainer to dash .....	HZS0505	80	1			
22	Screw—retainer to dash .....	HZS0506	81	1			
23	Nut—screw .....	FNZ105	82	2			
24	Washer—spring—nut .....	LWZ205	83	2			
25	Plate—blanking .....	AHH6024	84	1			
26	Seal—blanking plate .....	AHH6009	85	1			
27	Screw—blanking plate to dash .....	HZS0505	86	2			
28	Nut—screw .....	FNZ105	87	2			
29	Washer—spring—nut .....	LWZ205	88	2			
30	Screw—column bracket blanking holes .....	PMZ0508	89	2			
31	Washer—spring—screw .....	LWZ205	90	2			

SERVICE PARTS LIST

THE MGA 1600

Item No.	DESCRIPTION	Commencing (C) 08851		Quantity	MODIFICATIONS		REMARKS
		Part Number	Illus. No.		New Part Number	Change Point	
	<b>ADJUSTABLE STEERING COLUMN (OPTIONAL EXTRA)</b>						
1	Column assembly	AHH6012		1			
2	Column assembly R.H.D.	N.S.P.		1			] When steering lock is fitted
3	Column assembly L.H.D.	N.S.P.		1			
4	Tube—outer	AHH6031	91	1			
5	Tube—outer R.H.D.	17H6881		1			] When steering lock is fitted
6	Tube—outer L.H.D.	17H6539		1			
7	Bush—top end—felt	AHH6032	92	1			
8	Bush—lower end—felt	AHH6027	93	1			
9	Top end—adjustable	ACC6042	94	1			
10	Key—top end	AAA193	95	1			Part No. change; was 47330
11	Collar—clamping	AAA192	96	1			Part No change; was 47327
12	Bolt—clamping collar	AJC6014	97	1			
13	Washer—bolt	PWP105	98	1			Part No. change; was 47325
14	Nut—bolt	FNP205	99	1			
15	Tube assembly—inner	AHH6083	100	1			
16	Tube assembly—inner R.H.D.	17H6880		1			] When steering lock is fitted
17	Tube assembly—inner L.H.D.	17H6538		1			
18	Screw—column to upper bracket	HZS0504		1			
19	Washer—spring—screw	LWZ205		1			
20	Nut—screw	FNZ105		1			
21	Cover—spring	AAA1631	101	1			Part No. change; was 130463
22	Cup—spring cover	AAA1650	102	1			Part No. change; was 130402
23	Lock assembly (with ignition switch)	ACB9425	103	1			
24	Key	97H2797	104	2			Always quote key or car No.
25	Bolt—shear	ACB9427	105	2			
26	Screw—location	ACB9428	106	1			



To face page K.1

SERVICE PARTS LIST

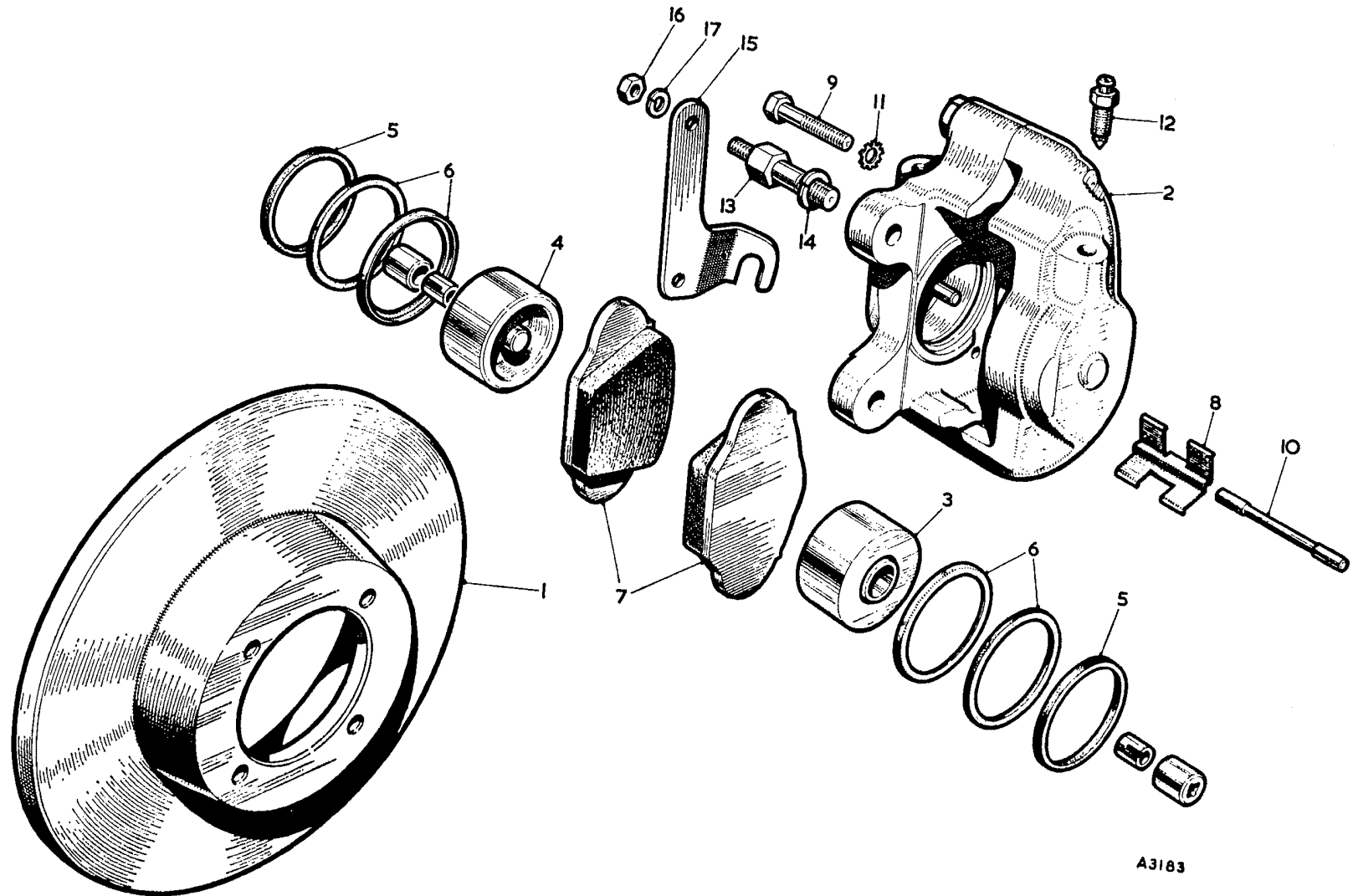
THE MGA 1600

Item No.	DESCRIPTION	Commencing (C) 68851		Quantity	MODIFICATIONS		REMARKS
		Part Number	Illus. No.		New Part Number	Change Point	
	<b>FRONT AXLE AND SUSPENSION</b>						
	<b>STANDARD MODEL</b>						
1							
2	Front suspension assembly—R/H	N.S.P.		1			
3	Front suspension assembly—L/H	N.S.P.		1			
4	Steering knuckle—R/H	ATB4268		1			
5	Steering knuckle—L/H	ATB4269	1	1			
6	Washer—steering knuckle	ATB4069	2	2			
7	Nut—steering knuckle—R.H.T.	FNN412		1			
8	Nut—steering knuckle—L.H.T.	FNN2412	3	1			
9	Pin—swivel—R/H	ATB4218		1			
10	Pin—swivel—L/H	ATB4219	4	1			
11	Link—swivel pin—lower—R/H	ATB4212		1			
12	Link—swivel pin—lower—L/H	ATB4213	5	1			
13	Bush	ACG6005	6	2			
14	Plate	ACA4010	7	2			
15	Link—swivel pin—upper—R/H	ATB4208		1			
16	Link—swivel pin—upper—L/H	ATB4209	8	1			
	Bush	ACG6005	9	2	BTB768		ACG6005 not available; use BTB768
17							
18	Plate	ACA4010	10	2			
19	Seal for swivel pin	ACG4030	11	4			
20	Lubricator—swivel pin link	UHN405	87	4			
21	Lever—steering—R/H	BTB102		1			
22	Lever—steering—L/H	BTB103	12	1			
23	Key—Woodruff—for steering lever	WKN506	13	2			
24	Nut—steering lever	LNZ110	14	2			] Alternatives
25	Nut—steering lever	LNZ210		2			
26	Nut—steering lever	LNZ310		2			
27	Washer—plain—nut	PWZ110	15	2			
28	Plate—adaptor—R/H	BTB124		1			
29	Plate—adaptor—L/H	BTB125	16	1			
30	Cover—dust—disc—R/H			1	BTB384		
31	Cover—dust—disc—L/H			1	BTB385	Com. (C) 102589	
32	Washer—distance			8	BTB386		
33	Bolt—adaptor plate to steering knuckle	BTB198	17	8	HBZ0611		
34	Nut—bolt	FNZ506	18	8			
35	Washer—spring—bolt	LWZ206	19	8			
36	Hub assembly	BTB106	20	2	BTB149	Com. (C) 69505	
37	Stud—wheel	ATC4257	21	8			] Disc wheels only
38	Stud—brake disc	BTB104	22	8		Fin. (C) 69504	
39	Bolt—brake disc to hub			8	BTB145	Com. (C) 69505	
40	Nut—bolt			8	FNZ506		
41	Nut—wheel stud	88G276		8			
							Part No. change; was ATB7074 and BTB415
42	Nut—brake disc stud	FNZ506	24	8		Fin. (C) 69504 disc wheels	
						Fin. (C) 70275 wire wheels	
	Washer—spring—nut	LWZ206	25	8			

SERVICE PARTS LIST

THE MGA 1600

Item No.	DESCRIPTION	Commencing (C) 68851		Quantity	MODIFICATIONS		REMARKS
		Part Number	Illus. No.		New Part Number	Change Point	
<b>Front Axle and Suspension—Standard Model—continued</b>							
1	Hub assembly—R/H	BTB114		1	BTB142	] Com. (C) 70276	] Wire wheels only
2	Hub assembly—L/H	BTB115	26	1	BTB143		
3	Stud—brake disc	BTB104	27	8		] Fin. (C) 70275 ] Com. (C) 70276	
4	Bolt—brake disc to hub			8	BTB145		
5	Nut—bolt			8	FNZ506		
6	Washer—distance			2			
7	Seal—oil	ACF4001	28	2			
8	Bearing—hub—inner	ACF4004	29	2			
9	Distance piece—bearing	ACF4002	30	2			
10	Bearing—hub—outer	ACF4003	31	2			
11	Cup—grease retaining	ACF4000	32	2		] Disc wheels only ] Wire wheels only	
12	Cup—grease retaining	ATB4098	33	2			
		ATB4181	34	2			



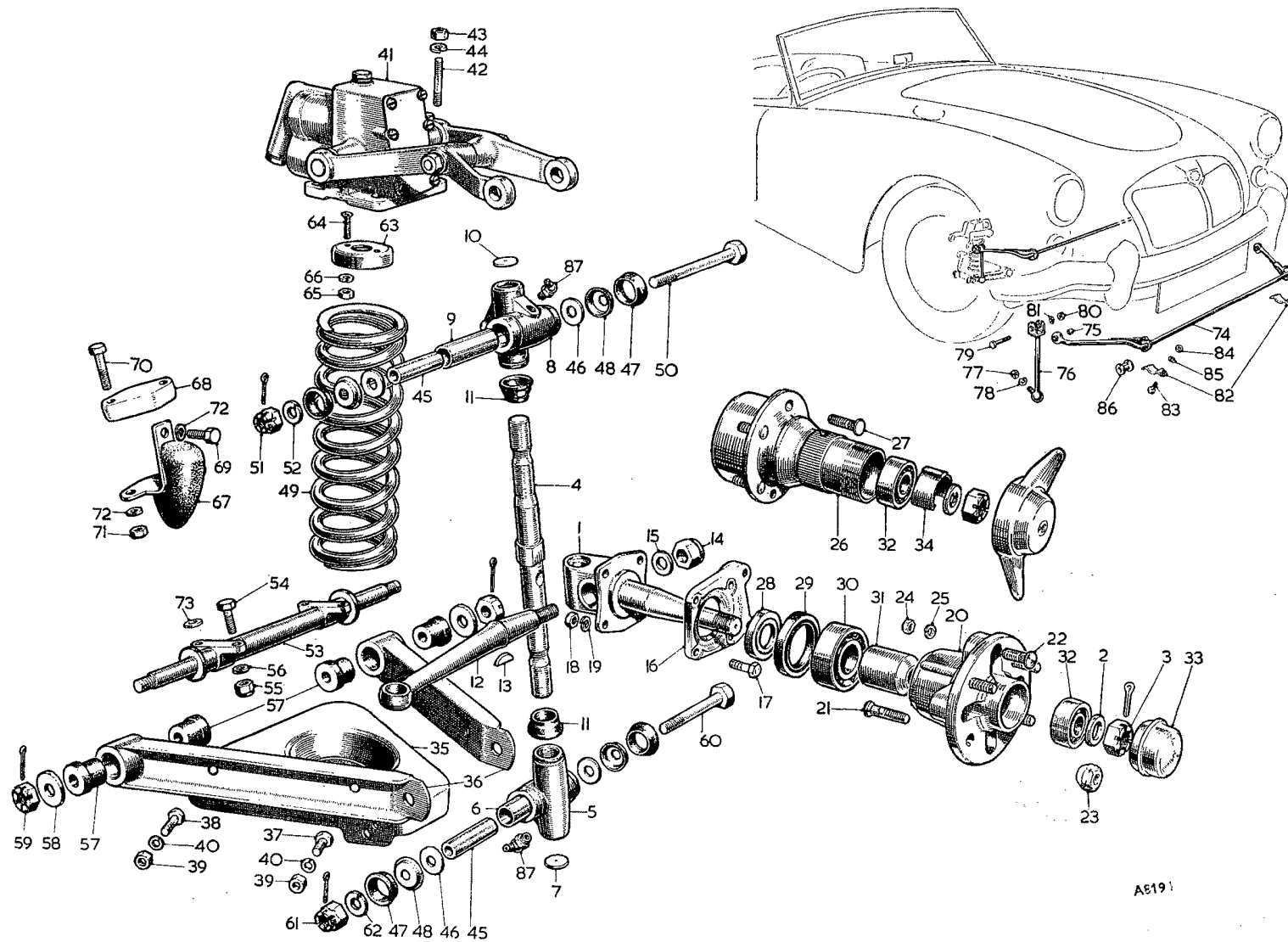
A3183

SERVICE PARTS LIST

THE MGA 1600

Item No.	DESCRIPTION	Commencing (C) 68851		Quantity	MODIFICATIONS		REMARKS
		Part Number	Illus. No.		New Part Number	Change Point	
<b>Front Axle and Suspension—Standard Model—continued</b>							
1	Disc—brake	BTB108	1	2			
2	Calliper unit assembly—R/H	BTB110		1		] Fin. (C) 78105	] Use BTB166 and BTB167 for all service replacements. See service memorandum MG290
3	Calliper unit assembly—L/H	BTB111		1			
4	Calliper unit assembly—R/H			1	BTB166		
5	Calliper Unit assembly—L/H				BTB167	] Com. (C) 78106	] Not available; use 27H4648 together with 8G8379
6	Calliper unit assembly—R/H (less pads)				27H4648		
7	Calliper unit assembly—L/H (less pads)				27H4648		
8	Calliper—R/H	17H7734		1			
9	Calliper—L/H	17H7735	2	1			
10	Seal—fluid channel	17H7679		2			
11	Bolt—bridge	17H7873		4			
12	Washer—tab	17H7874		4			
13	Piston—rim half	17H7730	3	2			
14	Piston—mounting half	17H7730	4	2			
15	Seal—inner	17H7729	5	4			
16	Wiper—seal with retainer	17H7827	6	4			
17	Bolt	MBN0512	9	2			
18	Washer—shakeproof—bolt	LWN505	11	2			
19	Screw—bleed	3H2428	12	4			
20	Pad—assembly	8G8314	7	1 set	8G8379	Com. (C) 78106	For 8G8314 use 8G8379 For all service replacements see service memorandum MG290
21	Pad	N.S.P.		4			
22	Spring—pad retaining	17H7733	8	2			
23	Pin—pad retaining spring	17H7732	10	2			
24	Bolt—calliper to swivel knuckle	BTB128	13	4			
25	Washer—spring—bolt	LWZ207	14	4			
26	Lockplate—front brake hose—R/H	BTB126		1			
27	Lockplate—front brake hose—L/H	BTB127	15	1			
28	Nut—lockplate	FNZ105	16	4			
29	Washer—nut	LWZ305	17	4			
30	Kit—Calliper repair	8G8313		2	8G8641	] Com. (C) 103261 wire wheels 103834 disc wheels	8G8313 not available; use 8G8641
31	Wiper—seal (with retainer)			4			
32	Seal—inner			4			





SERVICE PARTS LIST

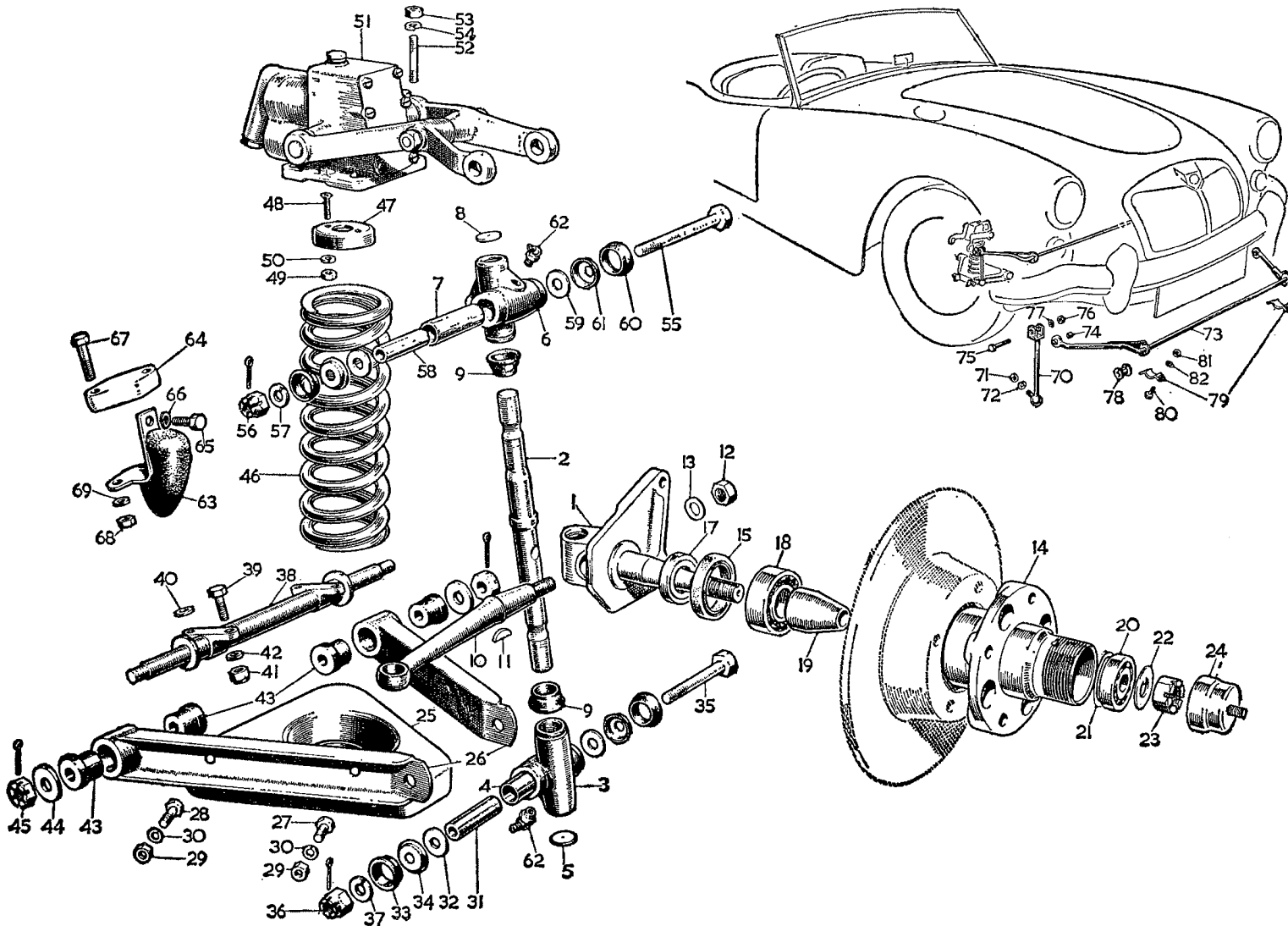
THE MGA 1600

Item No.	DESCRIPTION	Commencing (C) 68851		Quantity	MODIFICATIONS		REMARKS
		Part Number	Illus. No.		New Part Number	Change Point	
	<b>Front Axle and Suspension—Standard Model—continued</b>						
1	<b>Spring pan assembly</b>	AHH5925	35	2			
2	<b>Wishbone assembly—bottom</b>	AAA1326	36	4			Part No. change; was 126908
3	Screw—spring pan to wishbone	HZS0507	37	4			
4	Screw—spring pan to wishbone	HZS0508	38	4			
5	Nut—screw	FNZ105	39	8			
6	Washer—spring—screw	LWZ205	40	8			
7	<b>Absorber—shock</b>	AHH4004	41	2			
8	Stud—shock absorber to cross member	AHH5070	42	8			
9	Nut—stud	FNZ106	43	8			
10	Washer—spring—nut	LWZ206	44	8			
11	Distance tube—link	AAA1322	45	4			Part No. change; was 126900
12	Washer—thrust—link	AAA1390	46	8			Part No. change; was 127657
13	Seal—link	AAA1323	47	8			Part No. change; was 126902
14	Support—link seal	AAA1324	48	8			Part No. change; was 126903
15	<b>Spring—coil</b>	AHH5546	49	2			
16	Bolt—wishbone to link	AHH4002	50	2			
17	Nut—bolt	FNZ308	51	2			
18	Washer—spring—bolt	LWZ208	52	2			
19	<b>Pivot—wishbone</b>	AHH4003	53	2			
20	Bolt—pivot to member	ACB5255	54	8			
21	Nut—bolt	LNZ106	55	8			
22	Washer—spring—nut	LWZ206	56	8			
23	Bush—bottom wishbone	AAA1329	57	8			Part No. change; was 126914
24	Washer—wishbone pivot	AAA1330	58	4			Part No. change; was 126915
25	Nut—slotted—wishbone pivot	FNZ408	59	4			
26	Bolt—bottom wishbone to link	AHH4001	60	2			
27	Nut—bolt	FNZ308	61	2			
28	Washer—spring—bolt	LWZ208	62	2			
29	Spigot—spring	AHH5897	63	2			
30	Screw—spigot to member	CMZ0418	64	4			
31	Nut—screw	FNZ104	65	4			
32	Washer—spring—screw	LWZ204	66	4			
33	<b>Rubber—check</b>	AAA5023	67	2			Part No. change; was 500822
34	Distance piece—check rubber	AAA5024	68	2			Part No. change; was 500823
35	Screw—check rubber to member	HZS0504	69	2			
36	Bolt—check rubber to member	HBS0512	70	4			
37	Nut—bolt	FNZ105	71	4			
38	Washer—spring—nut	LWZ205	72	6			
39	Washer—plain—nut	PWZ106	73	2			

SERVICE PARTS LIST

THE MGA 1600

Item No.	DESCRIPTION	Commencing (C) 68851		Quantity	MODIFICATIONS		REMARKS
		Part Number	Illus. No.		New Part Number	Change Point	
	<b>ANTI-ROLL BAR</b>						
1	Bar assembly—anti-roll	AHH5940	74	1			Optional extra. Andrex dampers and anti-roll bar equipment not to be used simultaneously
2	Bush	AHH5939	75	2			
3	Wishbone assembly—bottom—R/H	AHH5927		1			
4	Wishbone assembly—bottom—L/H	AHH5929		1			
5	Link—anti-roll bar—R/H	AHH5931	76	1			
6	Link—anti-roll bar—L/H	AHH5932		1			
7	Nut—link to pan	FNZ108	77	2			
8	Washer—spring—nut	LWZ208	78	2			
9	Bolt—link to roll bar	AHH5941	79	2			
10	Nut—bolt	LNZ107	80	2			
11	Washer—plain—nut	PWZ107	81	2			
12	Bush—anti-roll bar	AHH5934	86	2			
13	Housing—bush	AHH5935	82	2			
14	Screw—fixing housing	HZS0505	83	4			
15	Nut—screw	FNZ105	84	4			
16	Washer—nut	LWZ205	85	4			

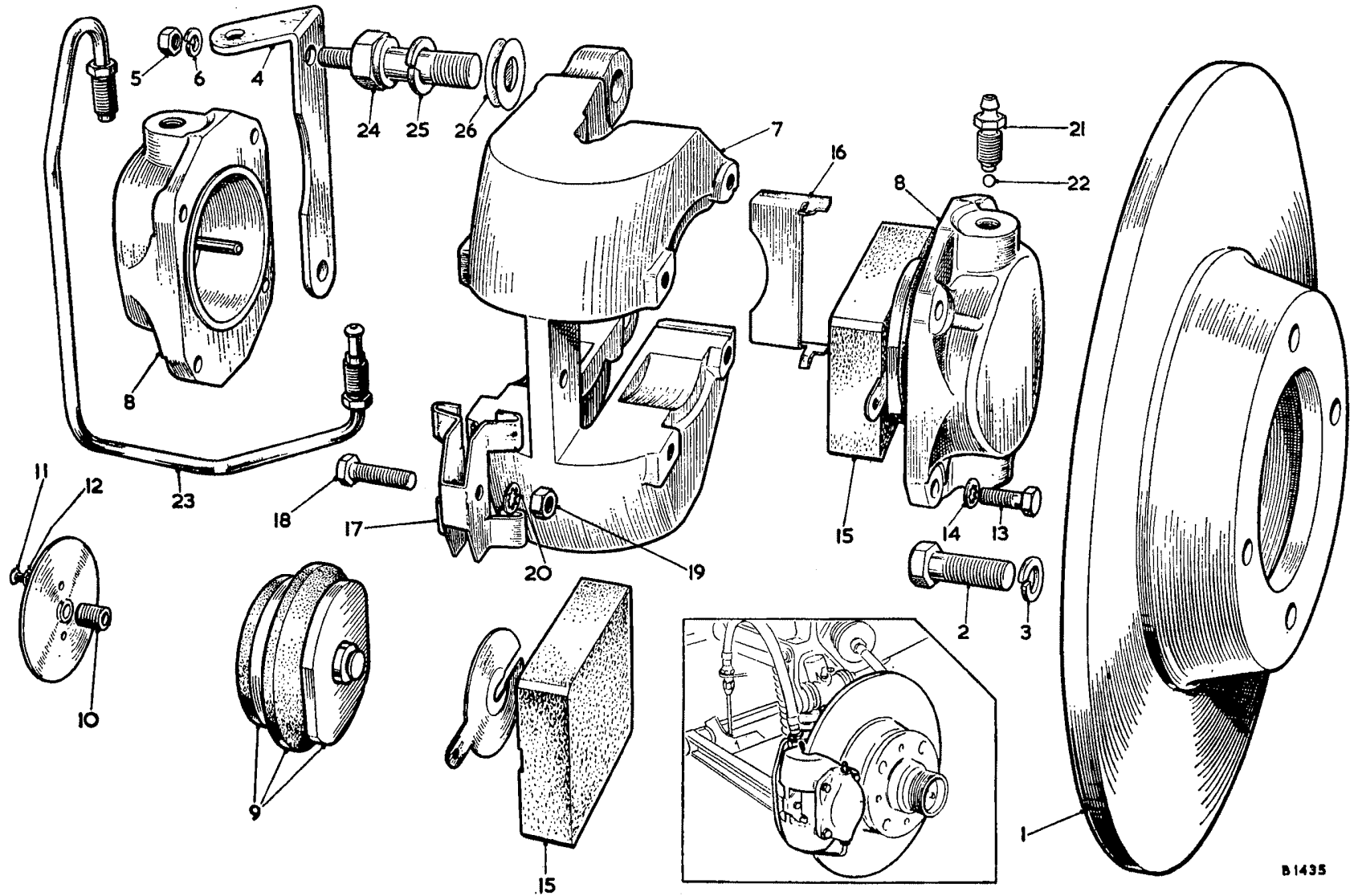


A2915t

SERVICE PARTS LIST

THE MGA 1600

Item No.	DESCRIPTION	Commencing (C) 68851		Quantity	MODIFICATIONS		REMARKS	
		Part Number	Illus. No.		New Part Number	Change Point		
	<b>FRONT AXLE AND SUSPENSION</b>							
	<b>ALL ROUND DISC BRAKES MODEL</b>							
1	Front suspension assembly—R/H			1	N.S.P.	Com. (C) 91240		
2	Front suspension assembly—L/H			1	N.S.P.			
3	Steering knuckle—R/H		1	1	ATB4232			
4	Steering knuckle—L/H			1	ATB4233			
5	Pin—swivel—R/H		2	1	ATB4218			
6	Pin—swivel—L/H			1	ATB4219			
7	Link—swivel pin—lower—R/H		3	1	ATB4212			
8	Link—swivel pin—lower—L/H			1	ATB4213			
9	Bush		1	2	ACG6005		Not available; use BTB708	
10	Bush			2	BTB768			
11	Plate		5	2	ACA4010			
12	Link—swivel pin—upper—R/H		6	1	ATB4208			
13	Link—swivel pin—upper—L/H			1	ATB4209			
14	Bush		7	2	ACG6005			
15	Plate		8	2	ACA4010			
16	Seal—swivel pin		9	4	ACG4030			
17	Lever—steering—R/H		10	1	ATB4258			
18	Lever—steering—L/H			1	ATB4259			
19	Key—steering lever		11	2	WKN506			
20	Nut—steering lever		12	2	LNZ110		] Alternatives	
21	Nut—steering lever			2	LNZ210			
22	Washer—plain—for nut		13	2	PWZ110			
23	Hub assembly—R/H		14	1	ATB4236			
24	Hub assembly—L/H			1	ATB4237			
25	Seal—oil		15	2	8G555			
26	Distance washer—hub		16	2	ACF4001			
27	Collar—oil seal		17	2	ATB4243			
28	Bearing—hub—inner		18	2	1B4399		Not available; use BTC280	
29	Bearing—hub—inner			2	BTC280			
30	Spacer—bearing		19	2	ATB4239			
31	Bearing—hub—outer		20	2	ATB4238			
32	Shim—bearing—003" (076 mm.)		21	A/R	ATB4240			
33	Shim—bearing—005" (127 mm.)			A/R	ATB4241			
34	Shim—bearing—010" (254 mm.)			A/R	ATB4242			
35	Washer—bearing retaining		22	2	1A4742			
36	Nut—bearing retaining		23	2	51K330			
37	Cup—grease retaining		24	2	ATB4245			



B1435

SERVICE PARTS LIST

THE MGA 1600

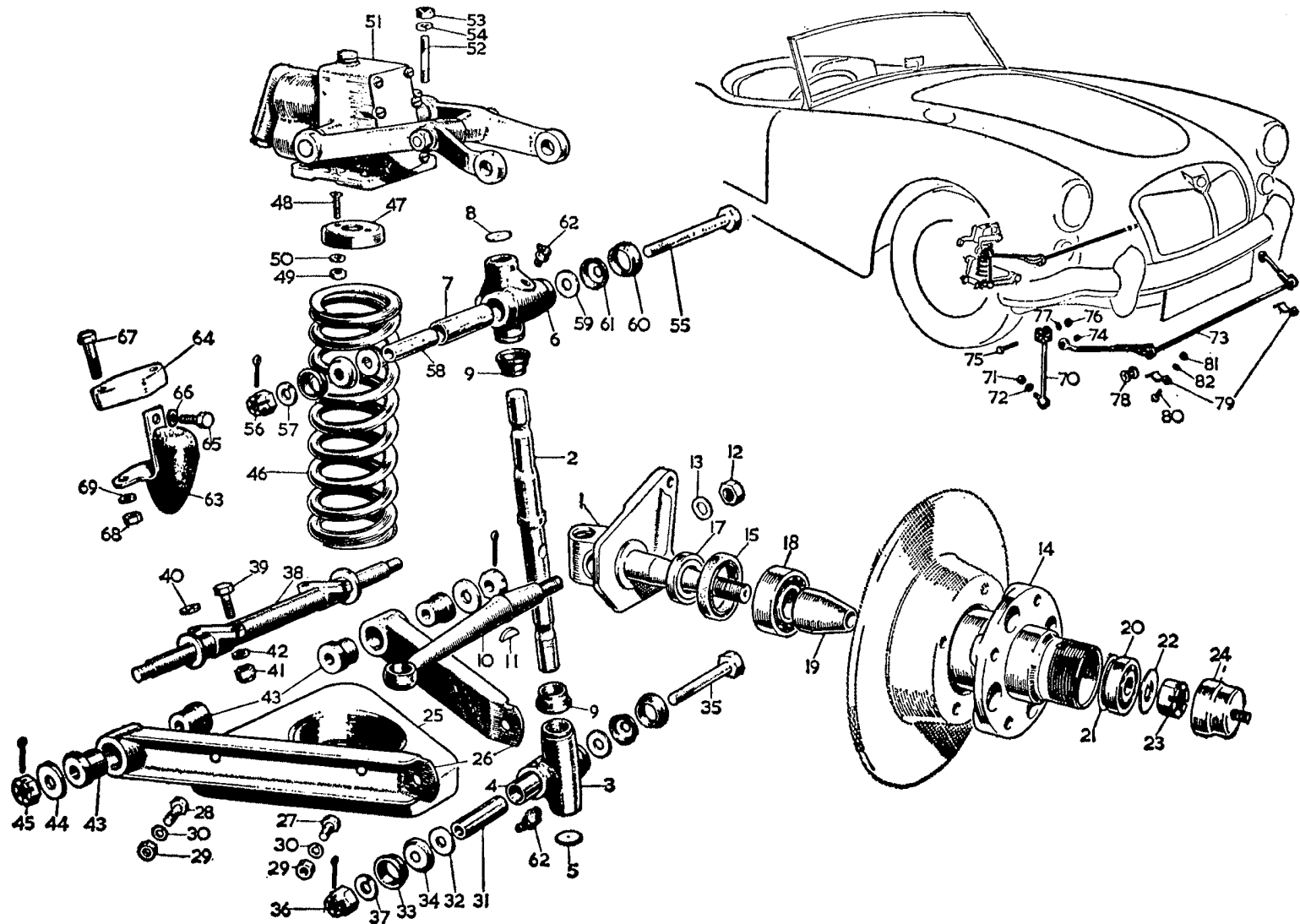
Item No.	DESCRIPTION	Commencing (C) 68851		Quantity	MODIFICATIONS		REMARKS
		Part Number	Illus. No.		New Part Number	Change Point	
<b>Front Axle and Suspension—All Round Disc Brakes Model—continued</b>							
1	<b>Disc—brake</b> .....		1	2	ATB4244	} Com. (C) 91240	
2	Bolt—brake disc to hub .....		2	8	ATB4247		
3	Washer—spring—bolt .....		3	8	LWZ207		
4	Bracket—hose—R/H .....		4	1	ATB4256		
5	Bracket—hose—L/H .....			1	ATB4257		
6	Nut—bracket .....		5	4	FNZ105		
7	Washer—spring—nut .....		6	4	LWZ205		
8	<b>Calliper unit assembly—R/H</b> .....			1	BTB134		
9	<b>Calliper unit assembly—L/H</b> .....			1	BTB135		
10	Calliper—R/H .....		7	1	7H8261		
11	Calliper—L/H .....			1	7H8261		
12	Cylinder assembly .....		8	4	7H8257		
13	<b>Piston assembly</b> .....		9	4	7H8209		
14	Bush—retractor .....		10	4	7H8212		
15	Screw—plate to piston .....		11	8	AJD4802N		
16	Washer—shakeproof—screw .....		12	8	7H8222		
17	Bolt—cylinder to calliper .....		13	16	7H8206		
18	Washer—shakeproof—bolt .....		14	16	LWN404		Part No. change; was 7H8207
19	Pad assembly—friction .....		15	4	7H8201		
20	Plate—support .....		16	4	7H8202		
21	Plate—keep .....		17	2	7H8203		
22	Bolt—keep plate .....		18	2	HZS0407		
23	Nut—bolt .....		19	2	FNZ104		
24	Washer—shakeproof—for nut .....		20	2	LWN404		Part No. change; was 7H8207
25	Screw—bleed .....		21	2	7H8252		
26	Ball—bleed screw .....		22	2	BLS106		
27	Pipe—bridge—R/H .....		23	1	7H8210		
28	Pipe—bridge—L/H .....			1	7H8221		
29	Bolt—calliper to stub shaft .....		24	4	ATB4255		
30	Washer—spring—bolt .....		25	4	LWZ207		
31	Shim—calliper to stub axel .003" (-076 mm.) .....		26	A/R	ATB4251		
32	Shim—calliper to stub axle .005" (-127 mm.) .....			A/R	ATB4252		
33	Shim—calliper to stub axle .020" (-508 mm.) .....			A/R	ATB4253		
34	<b>Kit—calliper repair</b> .....			4 sets	8G8194		
35	Seal—piston .....			4			
36	Seal—dust .....			4			

SERVICE PARTS LIST

THE MGA 1600

Item No.	DESCRIPTION	Commencing (C) 68851		Quantity	MODIFICATIONS		REMARKS
		Part Number	Illus. No.		New Part Number	Change Point	
	<b>Font Axle and Suspension—All Round Disc Brakes Model</b> <i>continued</i>						
1	<b>Spring pan assembly</b> .....		25	2	AHH5925	] Com. (C) 91240	
2	<b>Wishbone assembly—bottom</b> .....		26	2	AAA1326		Part No. change; was 126908
3	<b>Wishbone assembly—bottom front—R/H</b> .....			1	AHH5927		
4	<b>Wishbone assembly—bottom front—L/H</b> .....			1	AHH5929		
5	Screw—spring pan to wishbone .....		27	2	HZS0507		
6	Screw—spring pan to wishbone .....		28	4	HZS0508		
7	Nut—screw .....		29	6	FNZ105		
8	Washer—spring nut .....		30	6	LWZ205		
9	Distance tube—lower link .....		31	2	AAA1322		Part No. change; was 126900
10	Washer—thrust—lower link .....		32	4	AAA1390		Part No. change; was 127657
11	Seal—link .....		33	4	AAA1323		Part No. change; was 126902
12	Support—link seal .....		34	4	AAA1324		Part No. change; was 126903
13	Bolt—bottom wishbone to link .....		35	2	AHH4001		
14	Nut—bolt .....		36	2	FNZ308		
15	Washer—spring nut .....		37	2	LWZ208		
16	<b>Pivot—bottom wishbone</b> .....		38	2	AHH4003		
17	Bolt—pivot to member .....		39	8	ACB5255		
18	Washer—front bolt (fitted under head) .....		40	2	PWZ106		
19	Nut—bolt .....		41	8	LNZ106		
20	Washer—spring nut .....		42	8	LWZ206		
21	Bush—bottom wishbone .....		43	8	AAA1329		Part No. change; was 126914
22	Washer—wishbone pivot .....		44	4	AAA1330		Part No. change; was 126915
23	Nut—wishbone pivot .....		45	4	FNZ408		
24	<b>Spring—coil</b> .....		46	2	AHH15789		
25	Spigot—coil spring .....		47	2	AHH15897		Part No. change; was AHH15789
26	Screw—spigot to cross-member .....		48	4	CMZ0418		
27	Nut—bolt .....		49	4	FNZ104		
28	Washer—spring—nut .....		50	4	LWZ204		
29	<b>Absorber—shock</b> .....		51	2	AHH4004		
30	Stud—shock absorber to cross-member .....		52	8	AHH5070		
31	Nut—stud .....		53	8	FNZ106		
32	Washer—spring nut .....		54	8	LWZ206		
33	Bolt—shock absorber to link .....		55	2	AHH4002		
34	Nut—bolt .....		56	2	FNZ308		
35	Washer—spring nut .....		57	2	LWZ208		
36	Distance tube—upper link .....		58	2	AAA1322		Part No. change; was 126900
37	Washer—thrust—upper link .....		59	4	AAA1390		Part No. change; was 127657
38	Seal for upper link .....		60	4	AAA1323		Part No. change; was 126902
39	Support—seal .....		61	4	AAA1324		Part No. change; was 126903
40	Lubricator—link .....		62	4	UHN405		
41	<b>Rubber—check</b> .....		63	2	AAA5023		Part No. change; was 500822



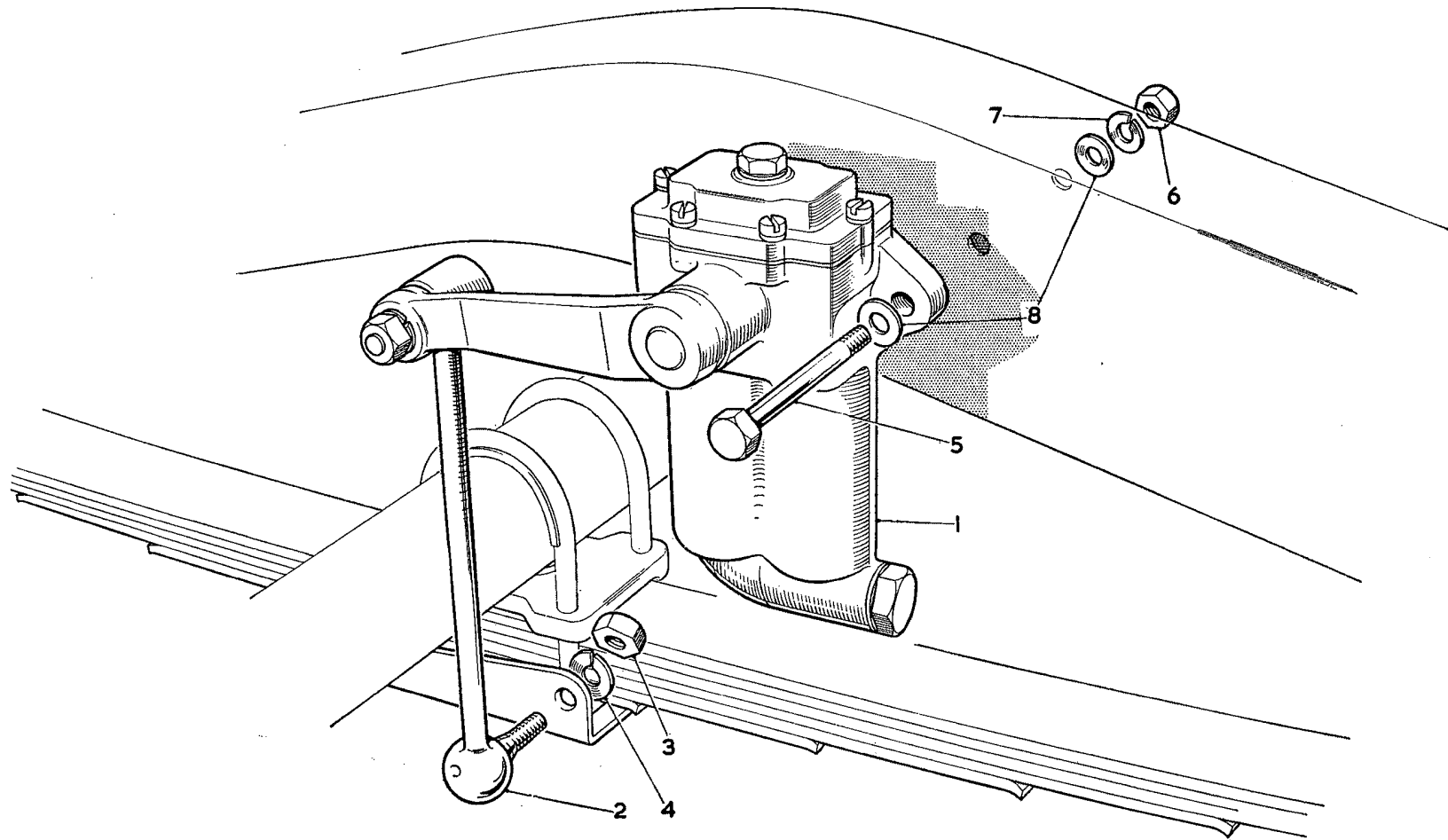


AA913C

SERVICE PARTS LIST

THE MGA 1600

Item No.	DESCRIPTION	Commencing (C) 68851		Quantity	MODIFICATIONS		REMARKS
		Part Number	Illus. No.		New Part Number	Change Point	
<b>Front Axle and Suspension—All Round Disc Brakes Model—continued</b>							
1	Distance piece—check rubber .....		64	2	AAA5024	Com. (C) 91240	Part No. change; was 500823
2	Screw—check rubber to cross-member .....		65	2	HZS0504		
3	Washer—spring—screw .....		66	2	LWZ205		
4	Bolt—check rubber to cross-member .....		67	4	HBZ0512		
5	Nut—bolt .....		68	4	FNZ105		
6	Washer—spring—nut .....		69	4	LWZ205		
<b>ANTI-ROLL BAR</b>							
7	<b>Bar assembly—anti-roll</b> .....		73	1	AHH5940	Com. (C) 91240	
8	Bush .....		74	2	AHH5939		
9	Link—anti-roll bar—R/H .....		70	1	AHH5931		
10	Link—anti-roll bar—L/H .....			1	AHH5932		
11	Nut—link to spring pan .....		71	2	FNZ108		
12	Washer—spring—nut .....		72	2	LWZ208		
13	Bolt—link to bar .....		75	2	AHH5941		
14	Nut—bolt .....		76	2	LNZ107		
15	Washer—plain—nut .....		77	2	PWZ107		
16	Bush—anti-roll bar .....		78	2	AHH5934		
17	Housing—bush .....		79	2	AHH5935		
18	Screw—housing to member .....		80	4	HZS0505		
19	Nut—screw .....		81	4	FNZ105		
20	Washer—spring—nut .....		82	4	LWZ205		

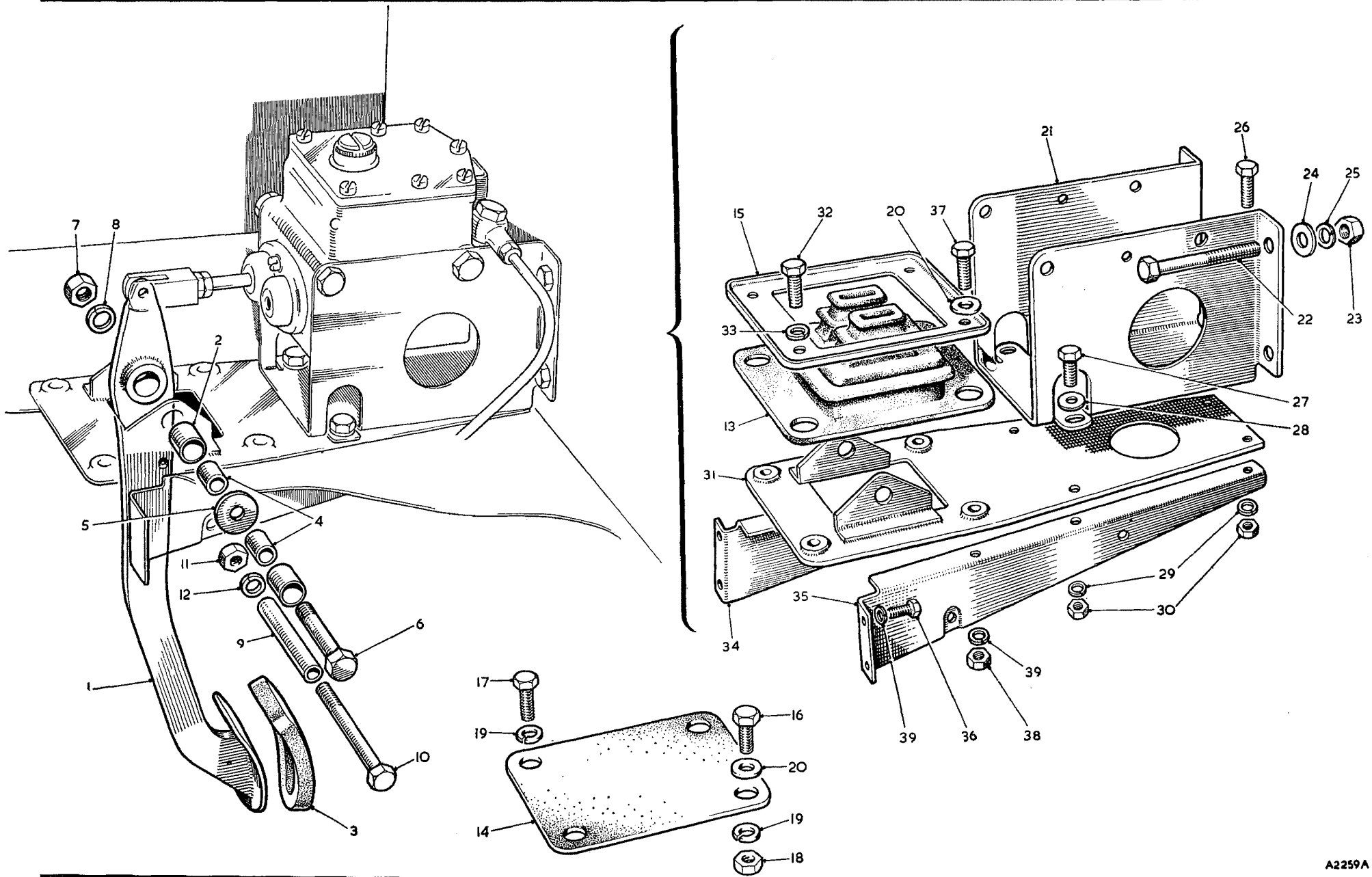


A2140A

**SERVICE PARTS LIST**

**THE MGA 1600**

Item No.	DESCRIPTION	Commencing (C) 68851		Quantity	MODIFICATIONS		REMARKS
		Part Number	Illus. No.		New Part Number	Change Point	
	<b>SHOCK ABSORBERS</b>						
1	Shock absorber—front						See Section K
2	Shock absorber—rear—R/H	AHH5029		1			
3	Shock absorber—rear—L/H	AHH5030		1			
4	Link—shock absorber	97H2031		2			
5	Nut	FNZ508		2			
6	Washer—spring	LWN308		2			
7	Nut	FNZ507		2			
8	Washer—spring	LWN307		2			
9	Bolt—shock absorber to frame	HBZ0728		4			
10	Nut—bolt	FNZ107		4			
11	Washer—bolt (spring)	1.WZ207		4			
12	Washer—bolt (plain)	1.WZ107		8			

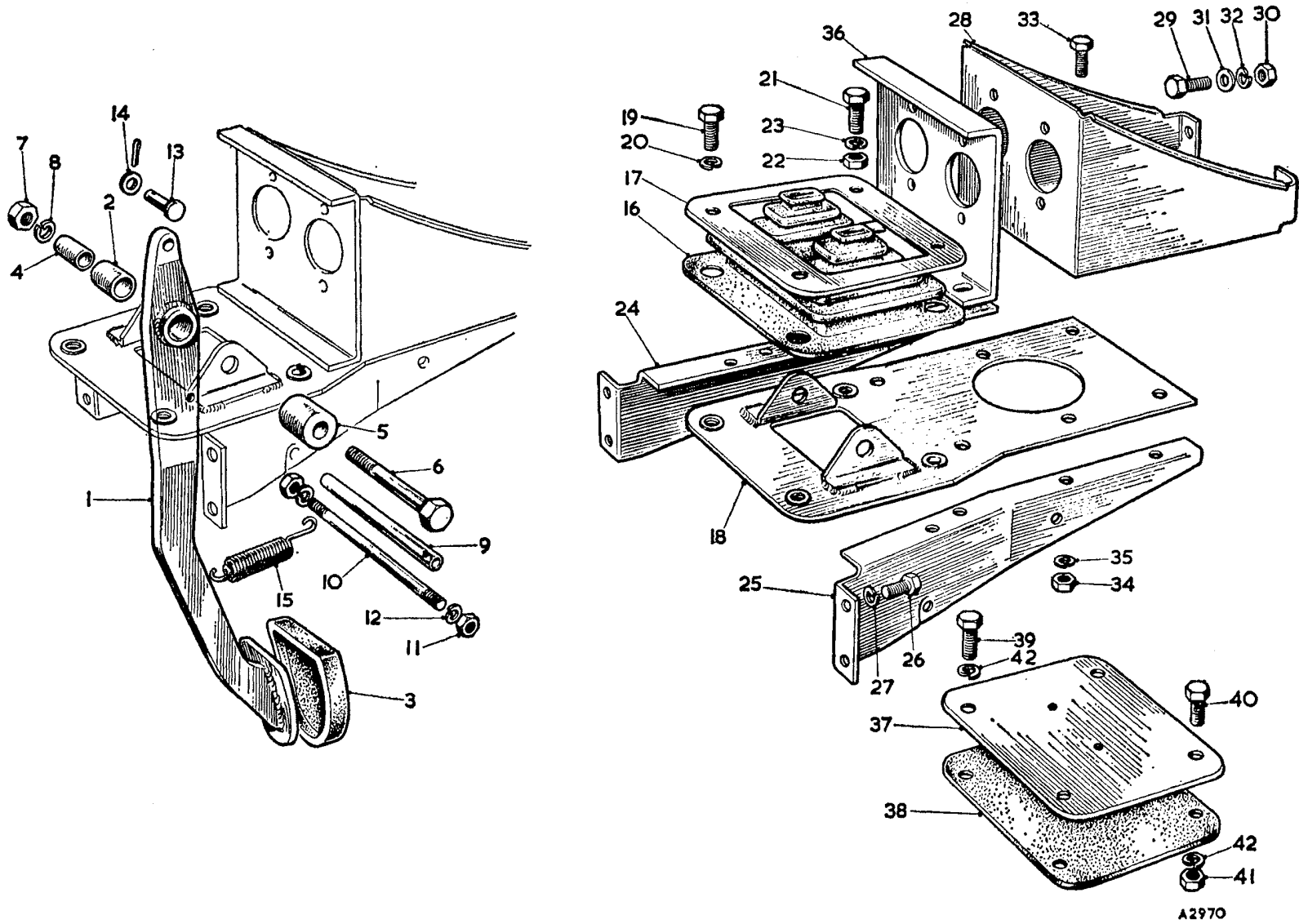


To face page M.1

SERVICE PARTS LIST

THE MGA 1600

Item No.	DESCRIPTION	Commencing (C) 68851		Quantity	MODIFICATIONS		REMARKS
		Part Number	Illus. No.		New Part Number	Change Point	
<b>BRAKE CONTROLS</b>							
<b>STANDARD MODEL</b>							
1	Pedal—brake	AHH5946	1	1			
2	Bush	AAA4129	2	1			Part No. change; was 185794
3	Pad—pedal (rubber)	AHH5100	3	1			
4	Spring—pull-off—pedal	AAA1628		1			Part No. change; was 130154
5	Pin—clevis—brake pedal	CLZ0512		1			
6	Washer—plain—pin	PWZ105		1			
7	Distance piece—pedal	AAA4130	4	2			Part No. change; was 185795
8	Distance washer—pedal	AAA4133	5	1			Part No. change; was 185798
9	Bolt—pedal bracket	HBZ0622	6	1			
10	Nut—bolt	FNZ106	7	1			
11	Washer—spring—nut	LWZ206	8	1			
12	Distance tube—pedal stop	AHH5092	9	1			
13	Bolt—distance tube	HBZ0436	10	1			
14	Nut—bolt	FNZ104	11	1			
15	Washer—spring—nut	LWZ204	12	1			
16	Excluder—fume—pedal	AHH5101	13	1			
17	Blanking piece (rubber)	AHH5103	14	1			
18	Cover—blanking piece	AHH5102	15	2			
19	Screw—fixing cover	HZS0506	16	2			
20	Screw—fixing cover	HZS0508	17	2			
21	Nut—screw	FNZ105	18	2			
22	Washer—plain—nut	PWZ205	19	4			
23	Washer—spring—nut	LWZ205	20	4			
24	<b>Box—master cylinder</b>	AHH5947	21	1			
25	Screw—box to bulkhead	HZS0505	22	4			
26	Nut—screw	FNZ105	23	4			
27	Washer—plain—nut	PWZ205	24	4			
28	Washer—spring—nut	LWZ205	25	4			
29	Screw—box to bracket (front)	HZS0507	26	2			
30	Screw—box to bracket (rear)	HZS0506	27	2			
31	Washer—plain—front screw	PWZ205	28	2			
32	Washer—spring—screw	LWZ205	29	4			
33	Nut—screw	FNZ105	30	4			
34	Plate assembly—box base	AHH5080	31	1			
35	Screw—base plate to cross-bar	HZS0508	32	2			
36	Washer—spring—screw	LWZ205	33	2			
37	Bracket—support—R/H	AHH5084	34	1			
38	Bracket—support—L/H	AHH5085	35	1			
39	Screw—bracket to tapping plate	HZS0506	36	4			
40	Screw—bracket to base plate	HZS0506	37	2			
41	Nut—screw	FNZ105	38	2			
42	Washer—spring—screw	LWZ205	39	6			



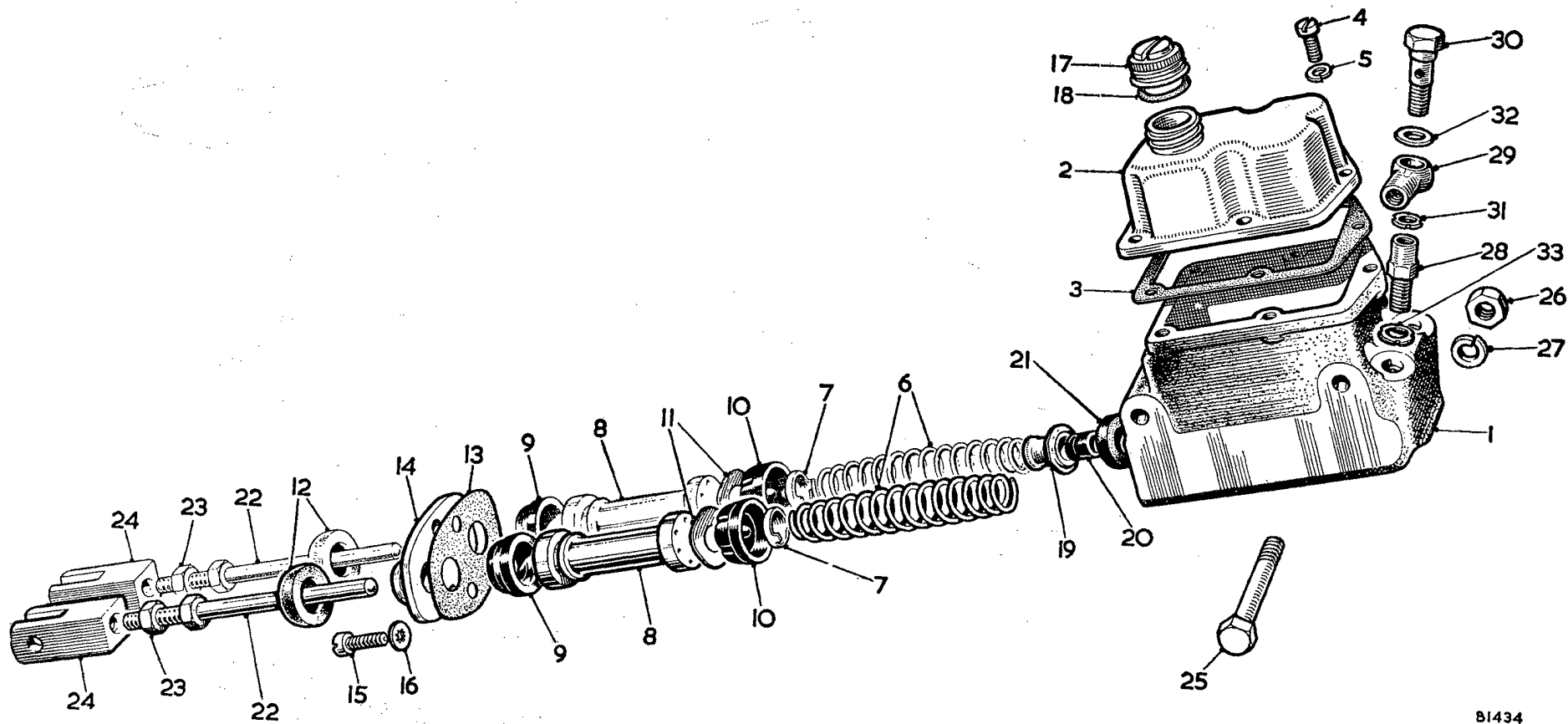
A2970

SERVICE PARTS LIST

THE MGA 1600

Item No.	DESCRIPTION	Commencing (C) 68851		Quantity	MODIFICATIONS		REMARKS
		Part Number	Illus. No.		New Part Number	Change Point	
	<b>Brake Controls—continued</b>						
	<b>ALL ROUND DISC BRAKES MODEL</b>						
1	Pedal—brake <b>R.H.D.</b>		1	1	AHH5693		
2	Pedal—brake <b>L.H.D.</b>			1	AHH5695		
3	Bush		2	1	AAA4129		Part No. change; was 185794
4	Pad—pedal (rubber)		3	1	AHH5100		
5	Distance piece—pedal		4	2	AAA4180		Part No. change; was 185795
6	Distance washer—pedal		5	1	AHH5728		
7	Bolt—pedal to bracket		6	1	HBZ0628		
8	Nut—bolt		7	1	FNZ106		
9	Washer—spring—nut		8	1	LWZ206		
10	Distance tube—pedal stop		9	1	AHH5692		
11	Rod—distance tube		10	1	AHH5752		
12	Nut—rod		11	2	FNZ104		
13	Washer—spring—nut		12	2	LWZ204		
14	Pin—clevis—brake pedal		13	1	CLZ0515		
15	Washer—plain—pin		14	1	PWZ105		
16	Spring—pull off—pedal		15	1	AAA1028		Part No. change; was 180154
17	Excluder—fume—pedal		16	1	AHH5689		
18	Cover plate—fume excluder		17	1	AHH5688		
19	Base plate assembly—box		18	1	AHH5687		
20	Screw—fume excluder, cover plate and base plate to cross bar		21	2	HZS0506		
21	Nut—screw		22	2	FNZ105		
22	Washer—spring—screw		23	2	LWZ205		
23	Screw—fume excluder, cover plate and base plate to cross bar		19	2	HPZ0508	Com. (C) 91240	
24	Washer—spring—screw		20	2	LWZ205		
25	Bracket—support—R/H		24	1	AHH5691		
26	Bracket—support—L/H		25	1	AHH5690		
27	Screw—bracket to tapping plate		26	4	HZS0505		
28	Washer—spring—screw		27	4	LWZ205		
29	<b>Box—master cylinder</b>		28	1	AHH5877		
30	Screw—box to bulkhead		29	2	HZS0506		
31	Nut—screw		30	2	FNZ105		
32	Washer—plain—nut		31	2	PWZ205		
33	Washer—spring—nut		32	2	LWZ205		
34	Screw—box to bracket		33	6	HZS0506		
35	Nut—screw		34	6	FNZ105		
36	Washer—spring—nut		35	6	LWZ205		
37	Reinforcement piece—box		36	1	AHH5876		
38	Plate—blinking		37	1	AHH5753		
39	Seal—blinking plate (rubber)		38	1	AHH5754		
40	Screw fixing blinking plate		39	2	HPZ0508		
41	Screw fixing blinking plate		40	2	HZS0506		
42	Nut—screw		41	2	FNZ105		
43	Washer—spring—screw		42	4	LWZ205		



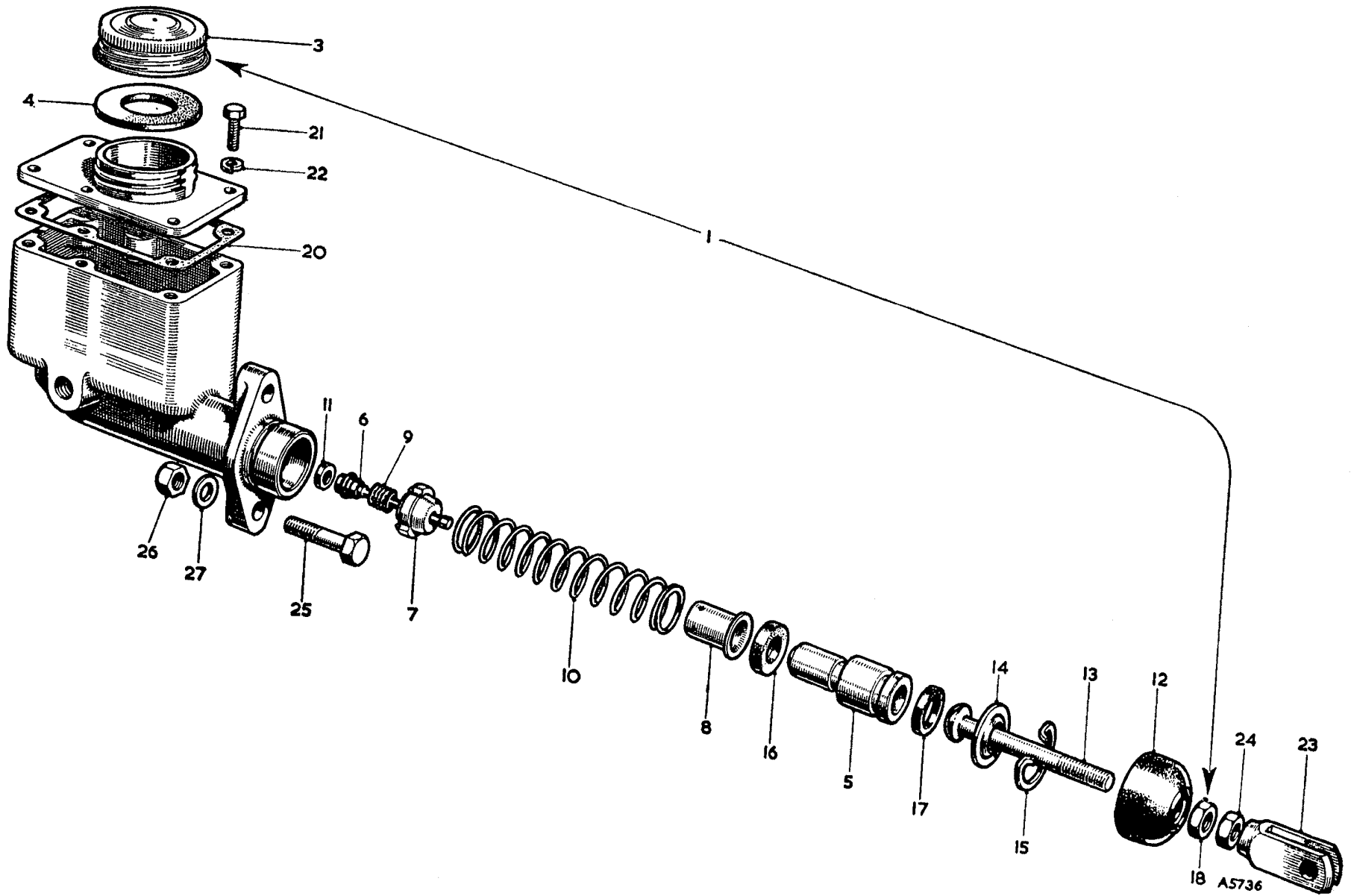


81434

SERVICE PARTS LIST

THE MGA 1600

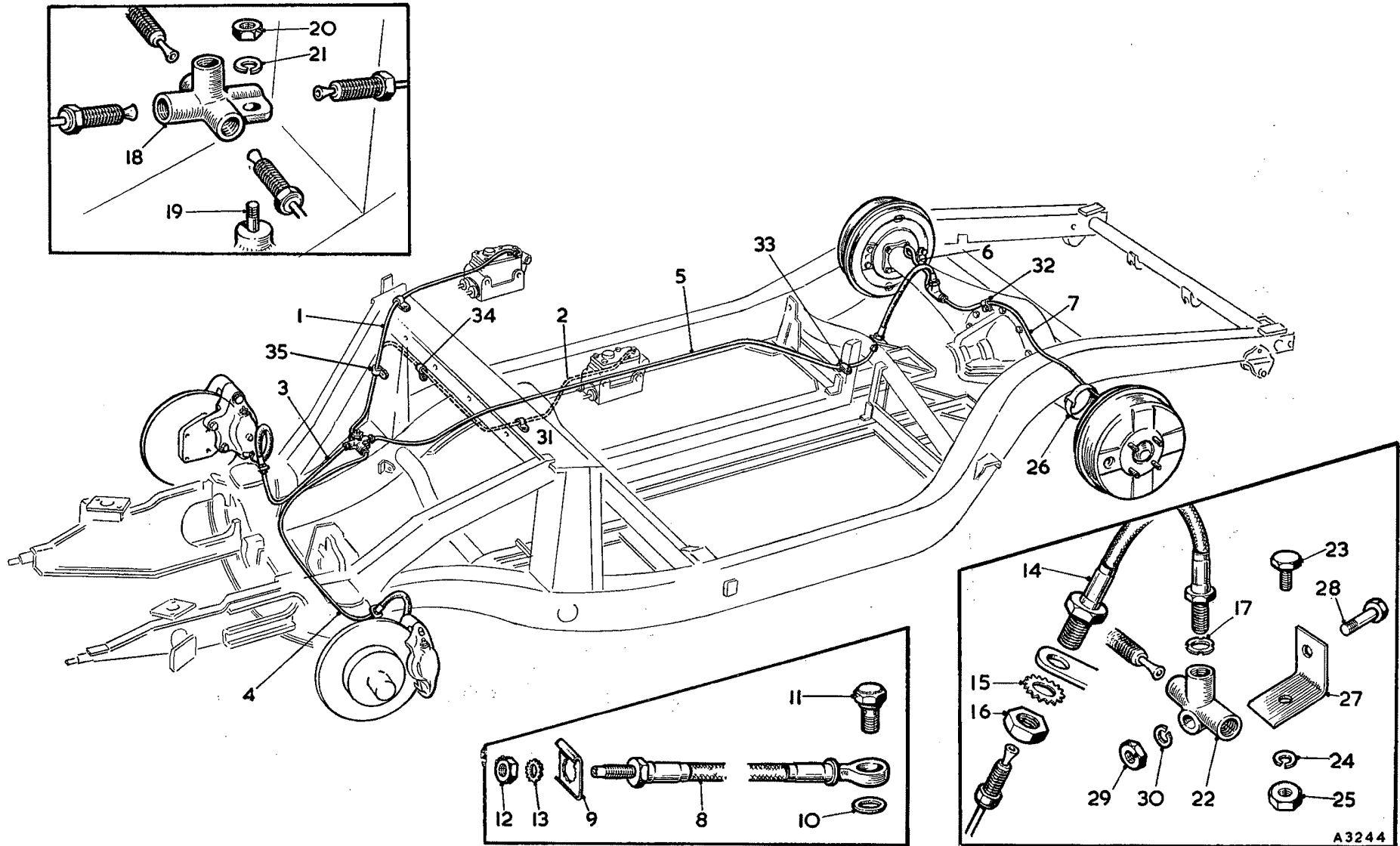
Item No.	DESCRIPTION	Commencing (C) 68851		Quantity	MODIFICATIONS		REMARKS
		Part Number	Illus. No.		New Part Number	Change Point	
	<b>BRAKE AND CLUTCH MASTER CYLINDER STANDARD MODEL</b>						
1	Cylinder and supply tank assembly	17H7705		1			
2	Body	AJH5082	1	1			
3	Cover—body	17H7702	2	1			
4	Joint—cover	17H7703	3	1			
5	Screw—cover to body	AAA4758	4	5			Part No. change; was 301551
6	Washer—shakeproof—screw	LWN404	5	5			
7	Spring—piston return	AJH5083	6	2			
8	Retainer—spring	17H7571	7	2			
9	Piston	7H7925	8	2			
10	Cup—piston (primary)	7H7485	9	2			
11	Cup—piston (secondary)	17H7109	10	2			
12	Washer—primary cup to piston	7H7484	11	2			
13	Boot—push rod	AJH5084	12	2			
14	Plate—boot fixing	AAA4756	13	1			Part No. change; was 301549
15	Joint—plate	AAA4757	14	1			Part No. change; was 301550
16	Screw fixing plate	AAA4758	15	2			Part No. change; was 301551
17	Washer—shakeproof—screw	LWN404	16	2			
18	Cap—filler	17H7480	17	1			Not available; was 17H3723
19	Cap filler			1	17H3723		Not available; use 17H6861
20	Seal	AJG5016	18	1	17H4708		AJG5016 not available; use 17H4708
21	Cap filler—plastic	17H6861					
22	Body—valve	17H7324	19	1	7H6834		Use 7H6834 for this application
23	Cup—valve	7H7022	20	1	17H7886		Use 17H7886 for this application
24	Washer—valve	7H7489	21	1			
25	Rod—push	BCA4046	22	2			
26	Nut—lock	LNZ205	23	2			
27	Yoke—push rod to pedal	AJH5133	24	2			
28	Bolt—master cylinder to box	HBZ0624	25	2			
29	Nut—bolt	FNZ106	26	2			
30	Washer—spring—nut	LWZ206	27	2			
31	Adaptor—master cylinder	21K8564	28	1			Part No. change; was AH15284
32	Banjo—master cylinder	3H544	29	1			
33	Bolt—banjo	11K8276	30	1			Part No. change; was 311547
34	Joint—banjo connection	3H549	31	1			Part No. change; was 7117456
35	Joint—banjo connection	3H550	32	1			
36	Joint adaptor	3H2287	33	1			
37	<b>Kit—master cylinder repair</b>	8G8224		1			
38	Cup—piston (primary)			2			
39	Cup—piston (secondary)			2			
40	Washer—primary cup to piston			2			
41	Boot—push rod			2			
42	Cup—valve			1			
43	Washer—valve			1			



SERVICE PARTS LIST

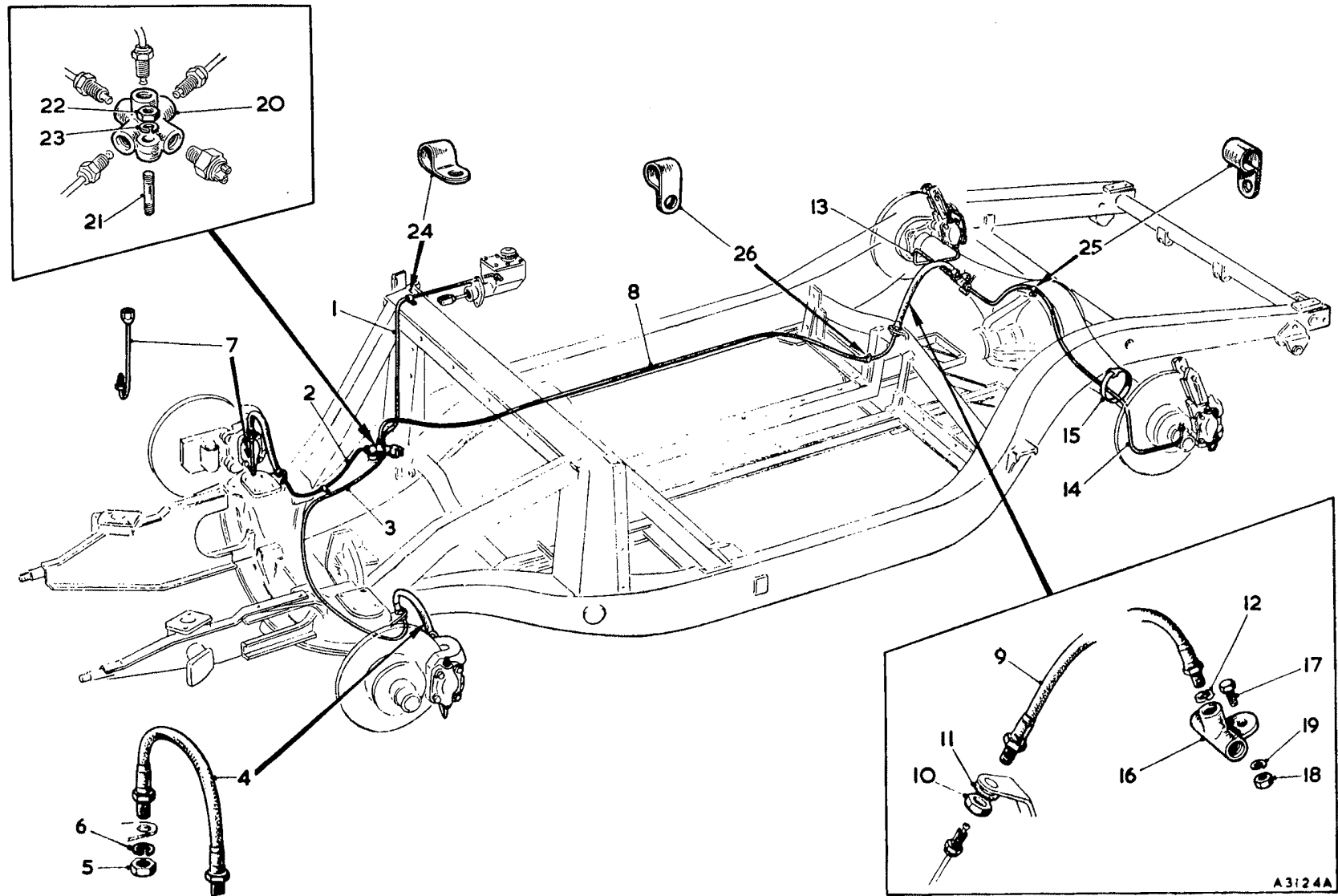
THE MGA 1600

Item No.	DESCRIPTION	Commencing (C) 68851		Quantity	MODIFICATIONS		REMARKS
		Part Number	Illus. No.		New Part Number	Change Point	
	<b>Brake Master Cylinder—continued</b>						
	<b>ALL ROUND DISC BRAKES MODEL</b>						
	<b>Cylinder and supply tank assembly</b>		1	1	BHA4157		
1	Body		1	1	N.S.P.		
2	Cap		3	1	7H8223		
3	Washer—cap		4	1	7H8224		
4	Piston		5	1	7H8264		
5	Valve		6	1	7H8226		
6	Spring support—rear end		7	1	7H8227		
7	Spring support—front end		8	1	7H8265		
8	Spring—valve		9	1	7H8229		
9	Spring—main		10	1	7H8226		
10	Seal—piston		11	1	7H8267		
11	Dust excluder		12	1	7H8237		
12	Rod—push		13	1	7H8231		
13	Washer		14	1	7H8232		
14	Circlip		15	1	7H8233		
15	Seal—static		16	1	7H8269		
16	Seal—recuperating		17	1	7H8268		
17	Locknut—push rod		18	1	FNZ205	Com. (C) 91240	
18	Cover			1	N.S.P.		
19	Gasket—cover		20	1	7H8235		
20	Screw fixing cover		21	6	AJD1021		
21	Washer—spring—screw		22	6	AJD7612		
22	Fork end—push rod		23	1	FEZ105		
23	Locknut—fork end		24	1	FNZ205		
24	Screw fixing master cylinder		25	2	HZS0510		
25	Nut—screw		26	2	LNZ205		
26	Washer—plain—nut		27	2	PWZ105		
27	<b>Kit—master cylinder repair</b>			1	8G8495		
28	Seal—piston			1			
29	Dust excluder			1			
30	Seal—static			1			
31	Seal—recuperating			1			
32	Grease—tube			1			
33							



A3244

Item No.	DESCRIPTION	Commencing (C) 68851		Quantity	MODIFICATIONS		REMARKS
		Part Number	Illus. No.		New Part Number	Change Point	
	<b>HYDRAULIC PIPES AND FITTINGS STANDARD MODEL</b>						
1	Pipe—master cylinder to 4-way piece ..... <b>R.H.D.</b>	21A62	1	1			Part No. change; was AHH5278
2	Pipe—master cylinder to 4-way piece ..... <b>L.H.D.</b>	AHH5282	2	1			
3	Pipe—4-way piece to front wheel cylinder—R/H	ACA9878	3	1			Part No. change; was AHH5956
4	Pipe—4-way piece to front wheel cylinder—L/H	AHH5958	4	1			
5	Pipe—4-way piece to rear hose	ACB8701	5	1			Part No. change; was AHH5281
6	Pipe—rear hose bracket to rear wheel cylinder—R/H	ACF5117	6	1			Part No. change; was AHH5629
7	Pipe—rear hose bracket to rear wheel cylinder—L/H	AHH5631	7	1			Disc wheels only
8	Pipe—rear hose bracket to rear wheel cylinder—L/H	AHH5633	8	1			Wire wheels only
9	<b>Hose—brake (front)</b>	BHA4130	8	2			
10	Plate—locking	1G9198	9	2			
11	Gasket—front brake hose	3H1550	10	2			
12	Bolt—banjo—front brake hose	11D5204	11	2			
13	Locknut	FNZ206	12	2			
14	Washer—shakeproof	LWN506	13	2			Part No. change; was 17H7141
15	<b>Hose—brake (rear)</b>	17117526	14	1			
16	Washer hose	LWN510	15	3			
17	Locknut hose	2K8086	16	1			
18	Gasket—brake hose (front and rear)	3H2287	17	3			
19	4-way piece	17H7108	18	1			Part No. change; was AHH5283
20	Stud—4 way piece to side member	AHH5195	19	1	FHS0411		AHH5195 not available; use FHS0411
21	Nut stud	FNZ104	20	1			
22	Washer—spring stud	LWZ204	21	1			
23	3-way piece (rear axle)	3H2424	22	1			
24	Screw—3-way piece bracket	HZS0505	23	1			
25	Washer—spring—screw	LWZ205	24	1			
26	Nut—screw	FNZ105	25	1			
27	Strap—brake pipe to axle	ACH8650	26	1			
28	Bracket—3-way piece	AHH5627	27	1			
29	Bolt—3-way piece to axle bracket	HBZ0408	28	1			
30	Nut—bolt	FNZ104	29	1			
31	Washer—spring—bolt	LWZ204	30	1			
32	Clip—brake pipe to master cylinder box bolt	PCR0311	31	1			
33	Clip—L/H rear brake pipe to diff. case bolt	PCR0311	32	1			
34	Clip—main pipe to battery carrier	PCR0307	33	1			
35	Clip—brake pipe to R/H toeboard bolt	PCR0300	34	1			
36	Clip—brake pipe to toeboard	PCR0300	35	1			



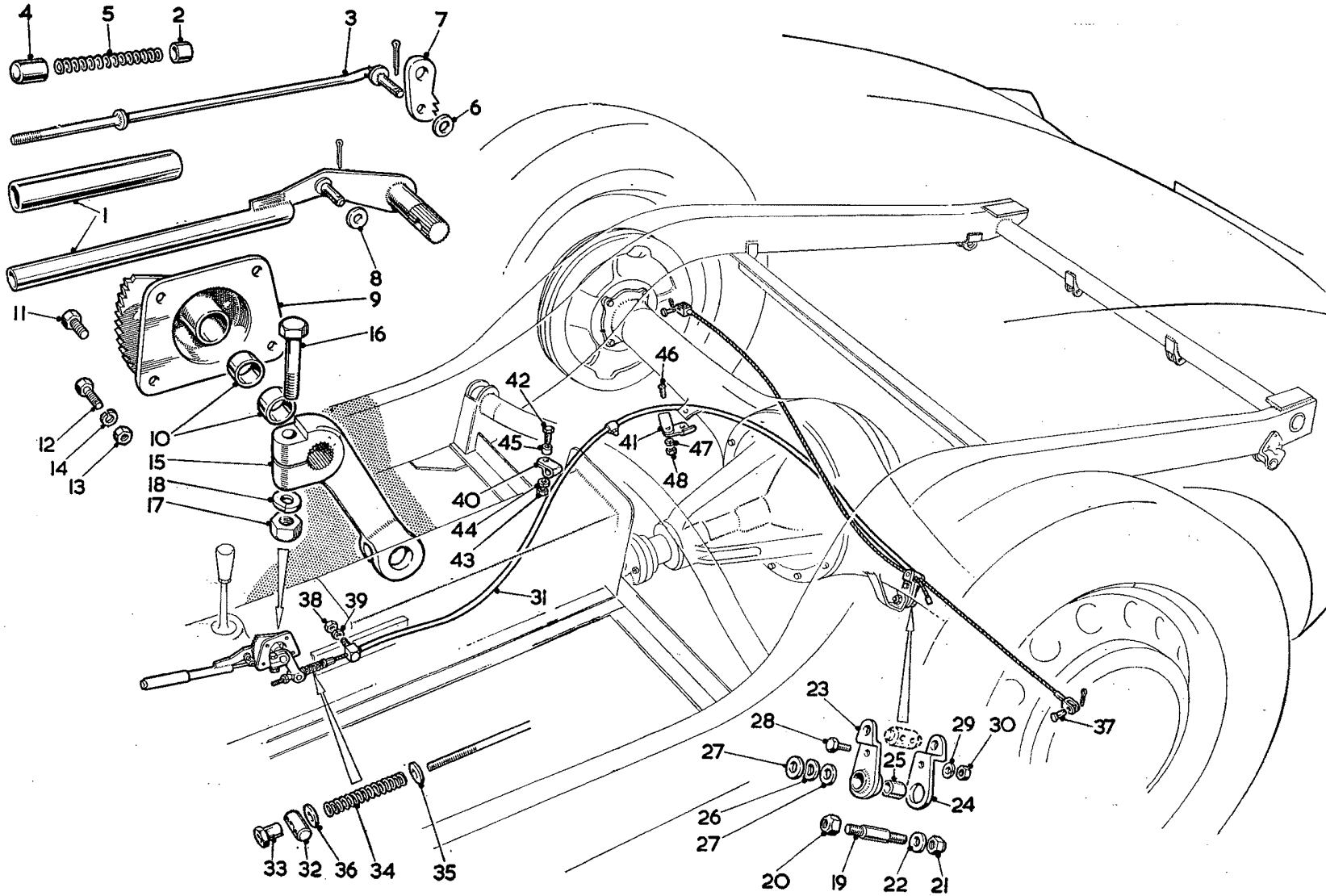
A3124A

**SERVICE PARTS LIST**

**THE MGA 1600**

Item No.	DESCRIPTION	Commencing (C) 88851		Quantity	MODIFICATIONS		REMARKS
		Part Number	Illus. No.		New Part Number	Change Point	
	<b>Hydraulic Pipes and Fittings—continued</b>						
	<b>ALL ROUND DISC BRAKES MODEL</b>						
1	Pipe—master cylinder to 5-way connection ..... <b>R.H.D.</b>		1	1	AHH5769	] Com. (C) 91240	
2	Pipe—master cylinder to 5-way connection ..... <b>L.H.D.</b>			1	AHH5770		
3	Pipe—5-way connection to R/H front hose .....		2	1	AHH5763		
4	Pipe—5-way connection to L/H front hose .....		3	1	AHH5764		
5	<b>Hose—front</b> .....		4	2	AHH5773		
6	Locknut—hose .....		5	4	FNZ206		
7	Washer—spring—locknut .....		6	4	LWZ206		
8	Pipe—front hose to camper unit .....		7	2	AHH5765		
9	Pipe—5-way connection to rear hose .....		8	1	AHH5768		
10	<b>Hose—rear</b> .....		9	1	AHH5774		
11	Locknut—hose .....		10	1	2K8686		
12	Washer—shakeproof—locknut .....		11	1	LWN510		
13	Gasket—rear hose to 3-way .....		12	1	3H2287		
14	Pipe—3-way connection to rear brake—R/H .....		13	1	AHH5766		
15	Pipe—3-way connection to rear brake—L/H .....		14	1	AHH5767		
16	Strap—brake pipe to axle .....		15	1	ACH8650		
17	3-way connection .....		16	1	AHH5772		
18	Screw—3-way connection and cable clip to rear axle .....		17	1	HZS0506		
19	Nut—screw .....		18	1	FNZ105		
20	Washer—spring—nut .....		19	1	LWZ205		
21	5-way connection .....		20	1	AHH5771		
22	Stud for 5-way connection .....		21	1	AHH5875		
23	Nut—stud .....		22	1	FNZ104		
24	Washer—spring—nut .....		23	1	LWZ204		
25	Clip—brake pipe to master cylinder base plate ..... <b>R.H.D.</b>		24	1	PCR0811		
26	Clip—brake pipe to bulkhead ..... <b>L.H.D.</b>			3	AEH550		
27	Clip—brake pipe to differential case bolt .....		25	1	PCR0811		
28	Clip—brake pipe to battery carrier .....		26	1	PCR0307		



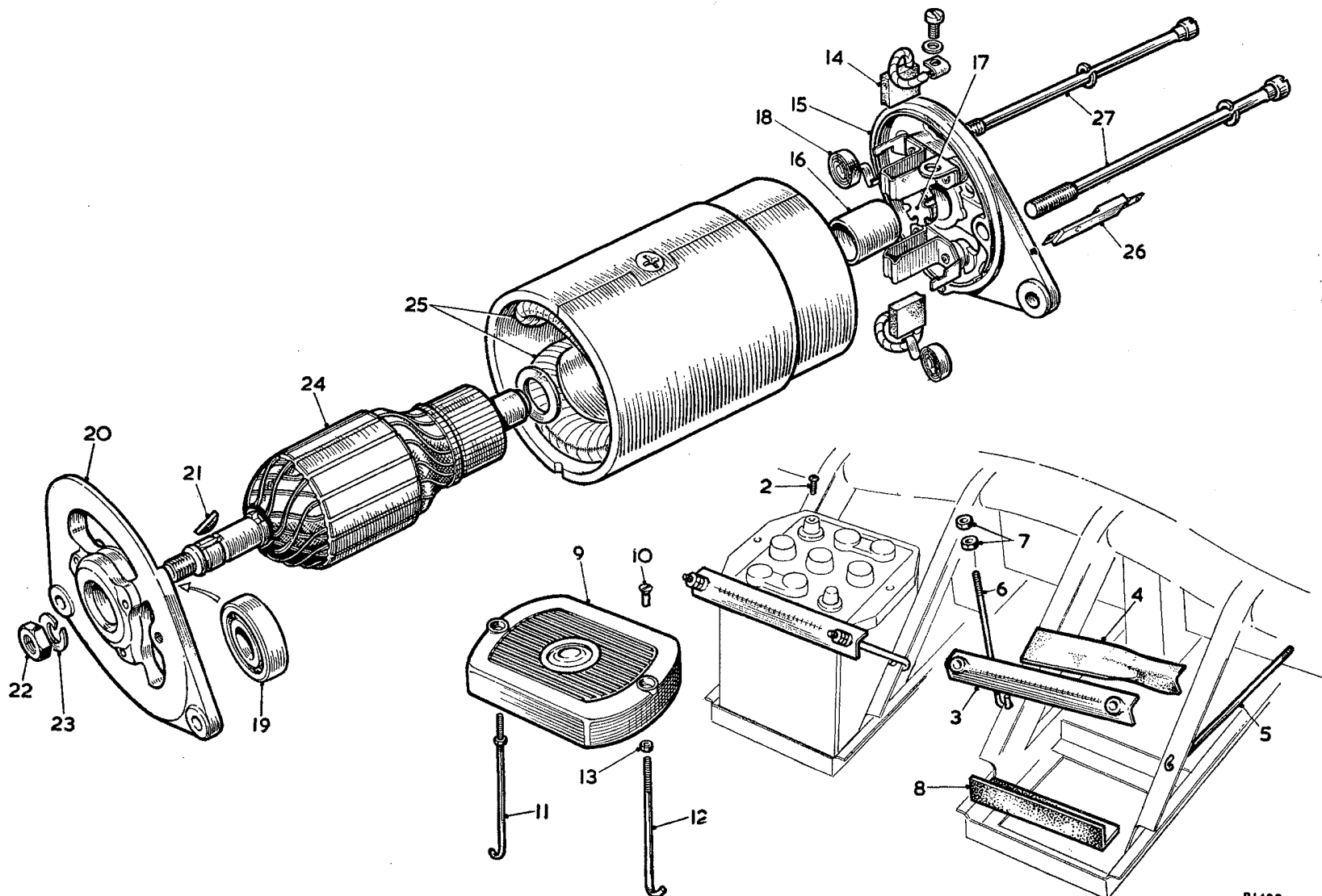


A2139A

To face page M.7

Item No.	DESCRIPTION	Commencing (C) 68851		Quantity	MODIFICATIONS		REMARKS
		Part Number	Illus. No.		New Part Number	Change Point	
	<b>HANDBRAKE MECHANISM</b>						
1	Handbrake assembly	AHH5229		1			
2	Handle plate and shaft assembly	AHH5230	1	1			
3	Bush—handle plate and shaft	AAA563	2	1			Part No. change; was 81756
4	Rod assembly—pawl	AHH5233	3	1			
5	Knob—pawl rod	ACC8056	4	1			
6	Spring—pawl rod	AAA515	5	1			Part No. change; was 80461
7	Washer—plain	PWZ103	6	1			
8	Pawl	AHH5238	7	1			
9	Washer—plain	PWZ105	8	1			
10	<b>Fulcrum and ratchet assembly</b>	AHH5232	9	1			
11	Bush	AHH5242	10	2			
12	Screw—handbrake to gearbox cover	HZS0504	11	5			
13	Screw—handbrake to gearbox cover	HZS0505	12	3			
14	Nut—screw	FNZ105	13	8			
15	Washer—spring—screw	LWZ205	14	8			
16	Lever—handbrake operating	AHH5244	15	1			
17	Bolt—operating lever	HBZ0510	16	1			
18	Nut—bolt	FNZ105	17	1			
19	Washer—spring—bolt	LWZ205	18	1			
20	Fulcrum—handbrake compensator	AHH5025	19	1			
21	Nut—fulcrum to axle	LNZ106	20	1			
22	Nut—compensator to fulcrum	LNZ105	21	1			
23	Washer—plain—compensator to fulcrum	PWZ205	22	1			
24	Lever—compensating (inner)	AHH5203	23	1			
25	Lever—compensating (outer)	ACH5101	24	1			
26	Bush—compensating lever	AHH5225	25	1			
27	Washer—anti-rattle—compensating lever	AWZ107	26	1			Part No. change; was AHH5224
28	Washer—plain—compensating lever	PWZ107	27	2			
29	Screw—compensating lever	HZS0405	28	1			
30	Washer—spring—screw	LWZ204	29	1			
31	Nut—screw	FNZ104	30	1			
32	<b>Cable—handbrake</b>	AHH5227	31	1			
33	<b>Cable—handbrake</b>	AHH5228		1			Disc wheels only } Standard
34	<b>Cable—handbrake</b>			1	AHH5761	Com. (C) 91240	Wire wheels only } model All round disc brakes model
35	Trunnion cable	AHH5322	32	1			
36	Nut—adjuster	ACH5104	33	1			
37	Spring—cable	ACH8508	34	1			
38	Washer—plain—cable spring (rear)	PWZ104	35	1			
39	Washer—plain—cable spring (front)	PWZ204	36	1			
40	Pin—clevis	ACB8715	37	2			





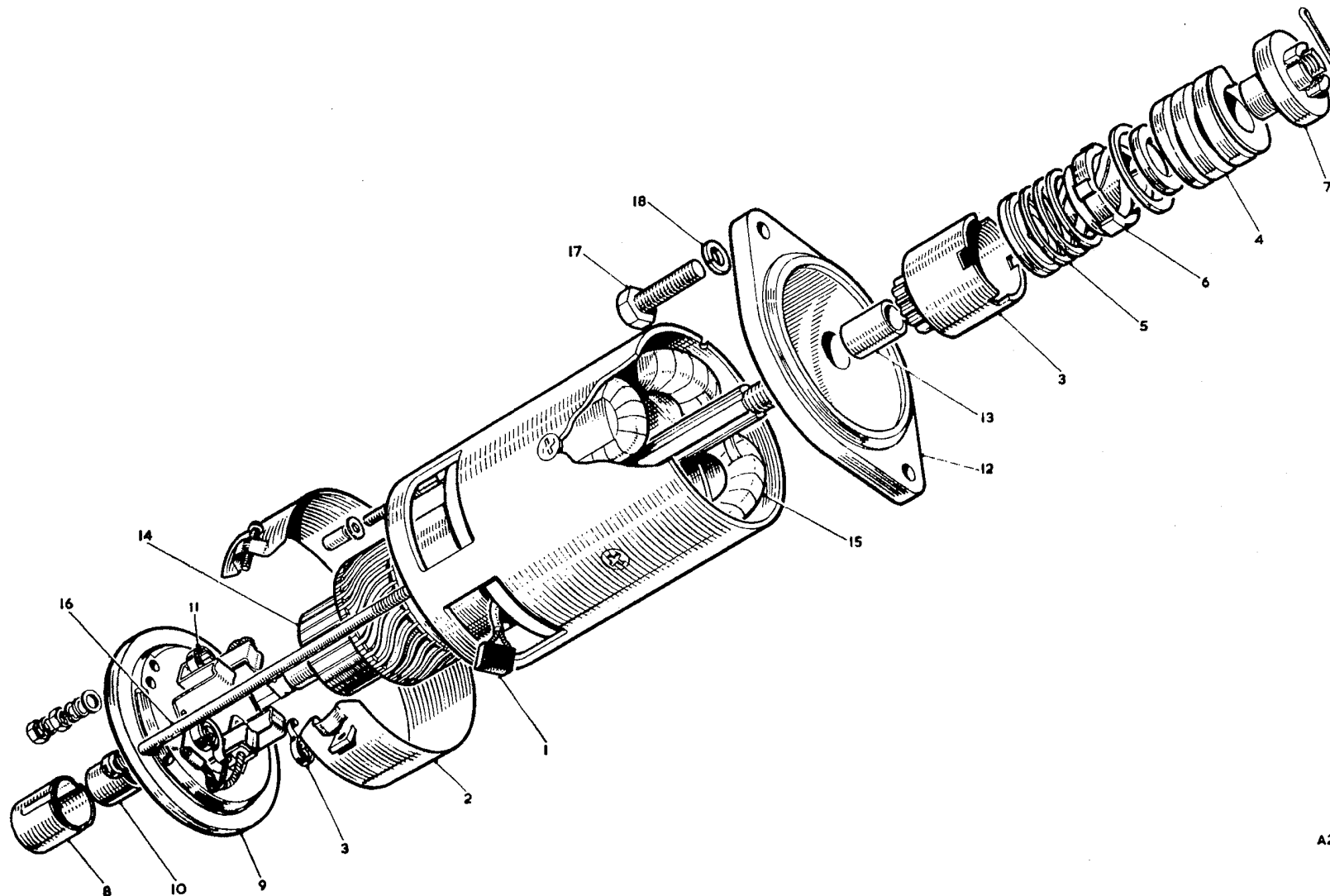
B1438

To face page N.1

SERVICE PARTS LIST

THE MGA 1600

Item No.	DESCRIPTION	Commencing (C) 68851		Quantity	MODIFICATIONS		REMARKS
		Part Number	Illus. No.		New Part Number	Change Point	
	<b>BATTERY</b>						
1	Battery	N.S.P.		2			
2	Screw—terminal	2K8645		2			
3	Clamp—battery	AHH5166		3			
4	Packing—battery clamp	AHH5169		4			
5	Bolt—battery fixing (long)	AHH5167		5			
6	Bolt—battery fixing (short)	AH115168		6			
7	Locknut—battery fixing bolt	FNZ204		7			
8	Pad—battery (rubber)	AHH5170		8			
9	Cover—battery	BHA4140		9			
10	Cap nut—cover	BHA4147		10			
11	Bolt—battery (long)	AHH5064		11			Optional extra
12	Bolt—battery (short)	AHH5063		12			
13	Nut—bolt	AJD8104Z		13			
14	Washer—plain—nut	PWZ104		4			
15	Dynamo	11G220		1		Fin. (E) 16GA/H6271	Not available; use 13H1219 or 13H425, together with 1 off 47H5406 connector 17.5 amp. 1 off 5L286 insulator, 1 off 47H5419 connector 35 amp., 1 off 5L289 insulator Not available ] Alternatives use 13H1219
16	Brush	7115028	14	1 set	13H1219 13H425 47H5388	Com. (E) 16GA/H6272	
17	Bracket assembly—commutator end	7115387	15	1	47H5395		
18	Bush—bracket	7H5390	16	1			
19	Oiler	17H5530	17	1	47H5394	Com. (E) 16GA/H6272	
20	Spring—brush tension	7H5031	18	1 set	47H5389		
21	Bearing—drive end	97H626	19	1			
22	Bracket assembly—drive end	7H5388	20	1	47H5393	Com. (E) 16GA/H6272	
23	Key—pulley	WKN404	21	1			
24	Nut—shaft	7H5034	22	1	FNN207	Com. (E) 16GA/H6272	
25	Washer—spring nut	LWZ207	23	1			7115034 not available; use FNN207 FNN207 Part No. change; was 47H5215
26	Armature assembly	7115389	24	1	47H5391	Com. (E) 16GA/H6272	Not available; use 27H3574
27	Armature assembly	27H3574	24	1			
28	Coils field	7115071	25	a set	47H5390		
29	Terminal assembly	17H5433	26	1	57H5084		
30	Bolt—through fixing	17H5217	27	2			
31	Sundry parts	7115376		1 set	57H5085	Com. (E) 16GA/H6272	7115376 not available; use 57H5085



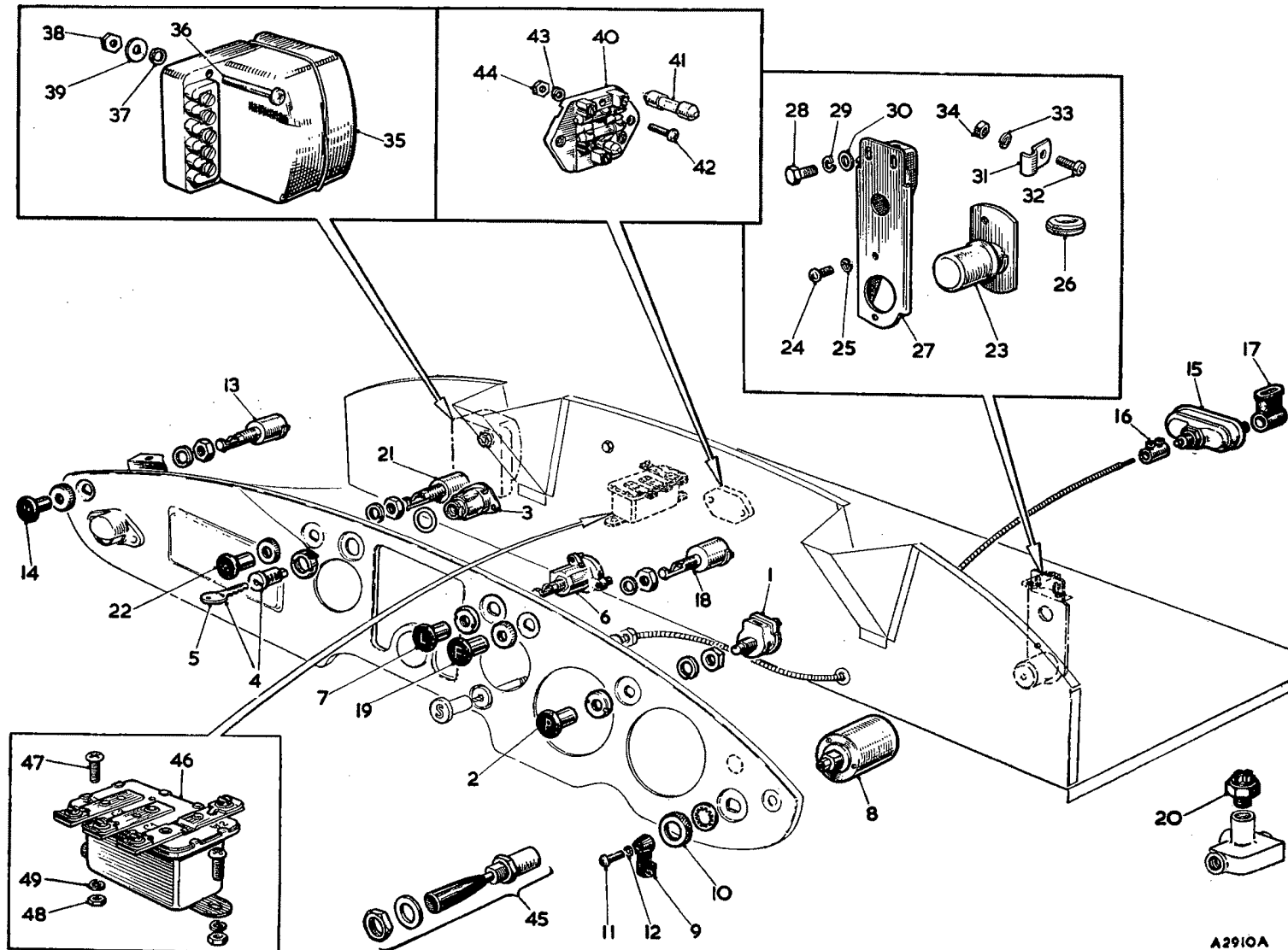
A2200

To face page N.2

SERVICE PARTS LIST

THE MGA 1600

Item No.	DESCRIPTION	Commencing (C) 68851		Quantity	MODIFICATIONS		REMARKS
		Part Number	Illus. No.		New Part Number	Change Point	
	<b>STARTER</b>						
1	<b>Starter</b> .....	3H952		1	13H559		
2	Brush .....	7H5040	1	1 set			3H952 not available; use 13H559
3	Band—cover .....	7H5088	2	1			
4	<b>Pinion and barrel</b> .....	7H5046	3	1	67H5010		
5	Circlip—pinion and sleeve retaining .....	47H5100		1		Com. (E) 16GC/H6435	
6	Spring—pinion main .....	7H5045	4	1		Fin. (E) 16GC/H6434	
7	Spring—pinion return .....	7H5047	5	1		Fin. (E) 16GC/H6434	
8	Sleeve—screwed (with control nut) .....	7H5529	6	1	67H5013	Com. (E) 16GC/H6435	
9	Nut—shaft .....	47H5342	7	1		] Fin. (E) 16GC/H6434	
10	Cap—shaft .....	7H5089	9	1			
11	Cup—shaft .....			1	67H5008	] Com. (E) 16GC/H6435	
12	Circlip—cup retaining .....			1	7H6887		
13	Bracket—commutator end .....	7H5041	9	1	47H5339		
14	Bush—commutator end .....	7H5042	10	1	47H5340		
15	Spring—brush tension (for bracket with split support post) .....	7H5043	11	1 set			Use 27H6768 for this application
16	Spring—brush tension .....	47H5341		1 set			] See service memorandum MG/347
17	<b>Bracket—driving end</b> .....	7H5048	12	1	67H5014	] Com. (E) 16GC/H6435	
18	Bush—driving end .....	7H5049	13	1	47H5346		
19	Armature .....	7H5050	14	1	67H5012		
20	Coils—field .....	7H5051	15	1 set			
21	Bolt—end covers .....	17H5444	16	2			
22	Sundry parts .....	7H5156		1 set			
23	Screw fixing starter .....	53K149	17	2			
24	Washer—spring—screw .....	LWN206	18	2			



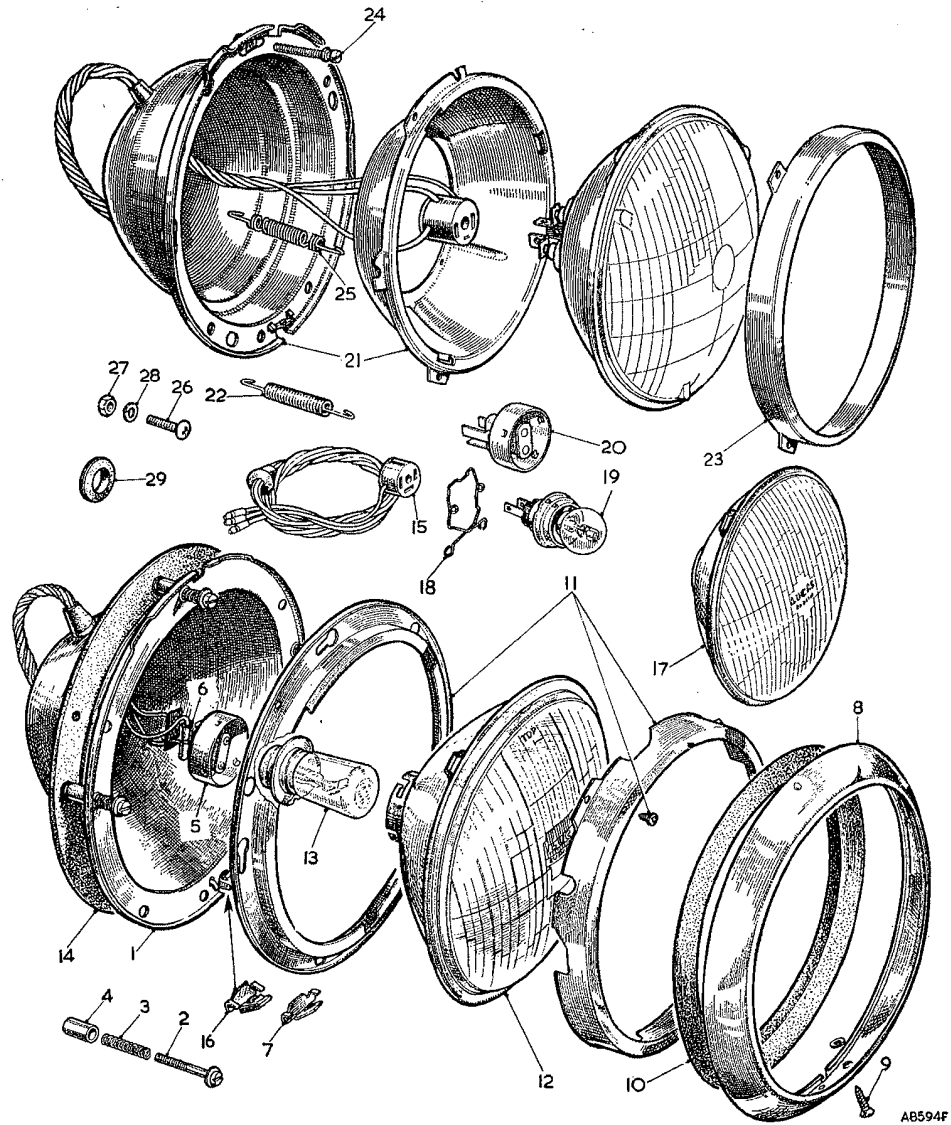


SERVICE PARTS LIST

THE MGA 1600

Item No.	DESCRIPTION	Commencing (C) 68851		Quantity	MODIFICATIONS		REMARKS
		Part Number	Illus. No.		New Part Number	Change Point	
	<b>SWITCHES</b>						
1	Switch—panel light	47H5188	1	1			Not available; use 57H5081
2	Switch—panel light	57H5081	1	1			Not available; use 57H5526
3	Switch—panel light	57H5526	1	1			
4	Knob—switch	AHH5368	2	1			
5	Switch—ignition	AHH5369	3	1	3H2825		AHH5369 not available; use 3H2825
6	Lock and key—ignition switch	2H4185	4	1	24G1345		Part No. change; was 7H9380 Not available; use 24G1345
7	Key	ANK4646	5	2			
8	Switch—head and sidelamp	3H3098	6	1			
9	Knob—switch	AHH5300	7	1			
10	Switch—flasher	AMK5007	8	1			
11	Lever—switch	27H5511	9	1	11K9308		27H5511 not available; use K9308
12	Nut—knurled—fixing flasher switch	17H5485	10	1			
13	Screw fixing lever	17H5383	11	1			
14	Washer—spring—screw	17H5484	12	1			
15	Switch—map reading lamp	27H5278	13	1			
16	Knob—switch	AHH5362	14	1			
17	Switch—starter	3H1949	15	1			
18	Coupling switch to control	3H1950	16	1			
19	Bootee terminal	BCA4326	17	2			
20	Solenoid switch—starter	BCA4501		1			
21	Screw—switch to R/H wheelarch	PMZ0308		2			] For use when steering lock is fitted
22	Washer—spring—screw	LWZ203		2			
23	Nut—screw	FNZ103		2			
24	Switch—for lamp	27H5278	18	1			
25	Knob—switch	AHH5366	19	1			
26	Switch—stop lamp	3H1894	20	1			
27	Switch—windscreen wiper	27H5278	21	1			
28	Knob—switch	AHH5364	22	1			
29	Switch—dipper	11G2007	23	1			
30	Screw—dipper switch to bracket	AJD1243Z	24	2			
31	Washer—spring—screw	LWZ203	25	2			
32	Grommet—dip switch cable through bulkhead	ACB8474	26	1			
33	Bracket—dipper switch	AHH5780	27	1			
34	Screw—bracket to crossmember—frame goal post	HZS0405	28	1			
35	Washer—spring—screw	LWZ204	29	3			
36	Washer—plain—screw	PMZ104	30	3			
37	Bracket—dipper switch	AHH5965		1			
38	Screw—bracket to inner goal post upright—L/H	PMZ0310		3			
39	Washer—spring—screw	LWZ203		3			
40	Clip—dipper switch cable to bracket	CHR0507	31	1			
41	Screw—clip	PMZ0307	32	1			
42	Washer—spring—screw	LWZ203	33	1			
43	Nut—screw	FNZ103	34	1			





SERVICE PARTS LIST

THE MGA 1600

Item No.	DESCRIPTION	Commencing (C) 68851		Quantity	MODIFICATIONS		REMARKS
		Part Number	Illus. No.		New Part Number	Change Point	
	<b>LAMPS (ROAD)</b>						
1	<b>Headlamp</b> ..... <b>U.K. R.H.D.</b>	47H5365		2			No longer available; use component parts
2	<b>Body assembly</b> .....	7H6838	1	2			
3	Screw—beam adjustment .....	17H5394	2	6			
4	Spring—screw .....	17H5231	3	6			
5	Sleeve—sealing .....	27H5253	4	6			
6	<b>Adaptor and cable assembly</b> .....	17H5145	5	2			Not available; use 37H5588
7	Adaptor and cable assembly .....	37H5588	5	2	27H2333		37H5588 not available; use 27H2333
8	<b>Adaptor</b> .....	17H5306		2			
9	Sleeve—terminal .....	73H5271	6	6			
10	Sleeve—terminal .....	7H5582	6	2			] Alternatives
11	Bracket—rim fixing .....	17H5232	7	2			
12	<b>Rim assembly</b> .....	17H5147	8	2			
13	Screw—rim fixing .....	AJA5081	9	2			
14	Excluder—dust .....	3H2962	10	2		Fin. (C) 105361	
15	Plate—light unit retaining .....	17H5205	11	2			
16	Light unit .....	7H5483	12	2			
17	Bulb—left dip .....	BFS414	13	2			
18	Gasket—body .....	3H1031	14	2	7H8338	Com. (C) 105362	Part No. change; was 13H1140
19	<b>Headlamp</b> ..... <b>Sweden</b>			2	BMK301		7H8338 correction; was 7H8358 No longer available; use component parts
20	<b>Body assembly</b> .....		1	2	67H5028		
21	Screw—beam adjustment .....		2	6	17H5394		
22	Spring—screw .....		3	6	17H5231		
23	Sleeve—sealing .....		4	6	27H5253		
24	<b>Adaptor and cable assembly</b> .....		15	2	BHA4235		
25	<b>Adaptor</b> .....			2	47H5126		
26	Sleeve—terminal .....		6	6	37H5271		
27	Sleeve—terminal .....		6	6	7H5582	Com. (C) 72040	] 37H5271 correction; was 37 5721 Alternatives
28	Bracket—rim fixing .....		7	2	37H5190		
29	Nut—rim fixing .....		16	2	27H5354		
30	<b>Rim assembly</b> .....		8	2	17H5147		
31	Screw—rim fixing .....		9	2	AJA5081		
32	Excluder—dust .....		10	2	3H2962		
33	Plate—light unit retaining .....		11	2	17H5205		
34	<b>Light unit</b> .....		17	2	47H5528		
35	Spring—bulb retaining .....		18	2	47H5125		
36	Bulb—vertical dip .....		19	2	BFS410		Part No. change; was 13H1138
37	Gasket—body .....		14	2	3H1031		

SERVICE PARTS LIST

THE MGA 1600

Item No.	DESCRIPTION	Commencing (C) 68851		Quantity	MODIFICATIONS		REMARKS
		Part Number	Illus. No.		New Part Number	Change Point	
	<b>Lamps (Road)—continued</b>						
1	<b>Headlamp</b> ..... <b>L.H.D. Europe except France</b>		N.S.P.	2			No longer available; use component parts
2	Body assembly .....	67H5028	1	2			
3	Screw—beam adjustment .....	17H5394	2	6			
4	Spring—screw .....	17H5231	3	6			
5	Sleeve—sealing .....	27H5253	4	6			
6	<b>Adaptor and cable assembly</b> .....	BHA4235	15	2			
7	Adaptor .....	47H5126		2			
8	Sleeve—terminal .....	37H5271	6	6			] Alternatives
9	Sleeve—terminal .....	7H5582	6	6			
10	Bracket—rim fixing .....	37H5190	7	2			
11	Nut—rim fixing.....	27H5354	16	2			
12	<b>Rim assembly</b> .....	17H5147	8	2			
13	Screw—rim fixing .....	AJA5081	9	2			
14	Excluder—dust .....	3H2962	10	2			
15	Plate—light unit retaining .....	17H5205	11	2			
16	<b>Light unit</b> .....	47H5124	17	2			
17	Spring—bulb retaining .....	47H5125	18	2			
18	Bulb—vertical dip .....	BFS410	19	2			Part No. change; was 13H138
19	Gasket—body .....	3H1031	14	2			
20	<b>Headlamp</b> ..... <b>France</b>	BCA4303		2			No longer available; use component parts
21	Body assembly .....	67H5028	1	2			
22	Screw—beam adjustment .....	17H5394	2	6			
23	Spring—screw .....	17H5231	3	6			
24	Sleeve—sealing .....	27H5253	4	6			
25	<b>Adaptor and cable assembly</b> .....	BHA4235	15	2			
26	Adaptor .....	47H5126		2			
27	Sleeve—terminal .....	37H5271	6	6			] Alternatives
28	Sleeve—terminal .....	7H5582	6	6			
29	Bracket—rim fixing .....	37H5190	7	2			
30	Nut—rim fixing.....	27H5354	16	2			
31	<b>Rim assembly</b> .....	17H5147	8	2			
32	Screw—rim fixing .....	AJA5081	9	2			
33	Excluder—dust .....	3H2962	10	2			
34	Plate—light unit retaining .....	17H5205	11	2			
35	<b>Light unit</b> .....	47H5124	17	2			
36	Spring—bulb retaining .....	47H5125	18	2			
37	Bulb—vertical dip .....	BFS411	19	2			Part No. change; was 13H139
38	Gasket—body .....	3H1031	14	2			

SERVICE PARTS LIST

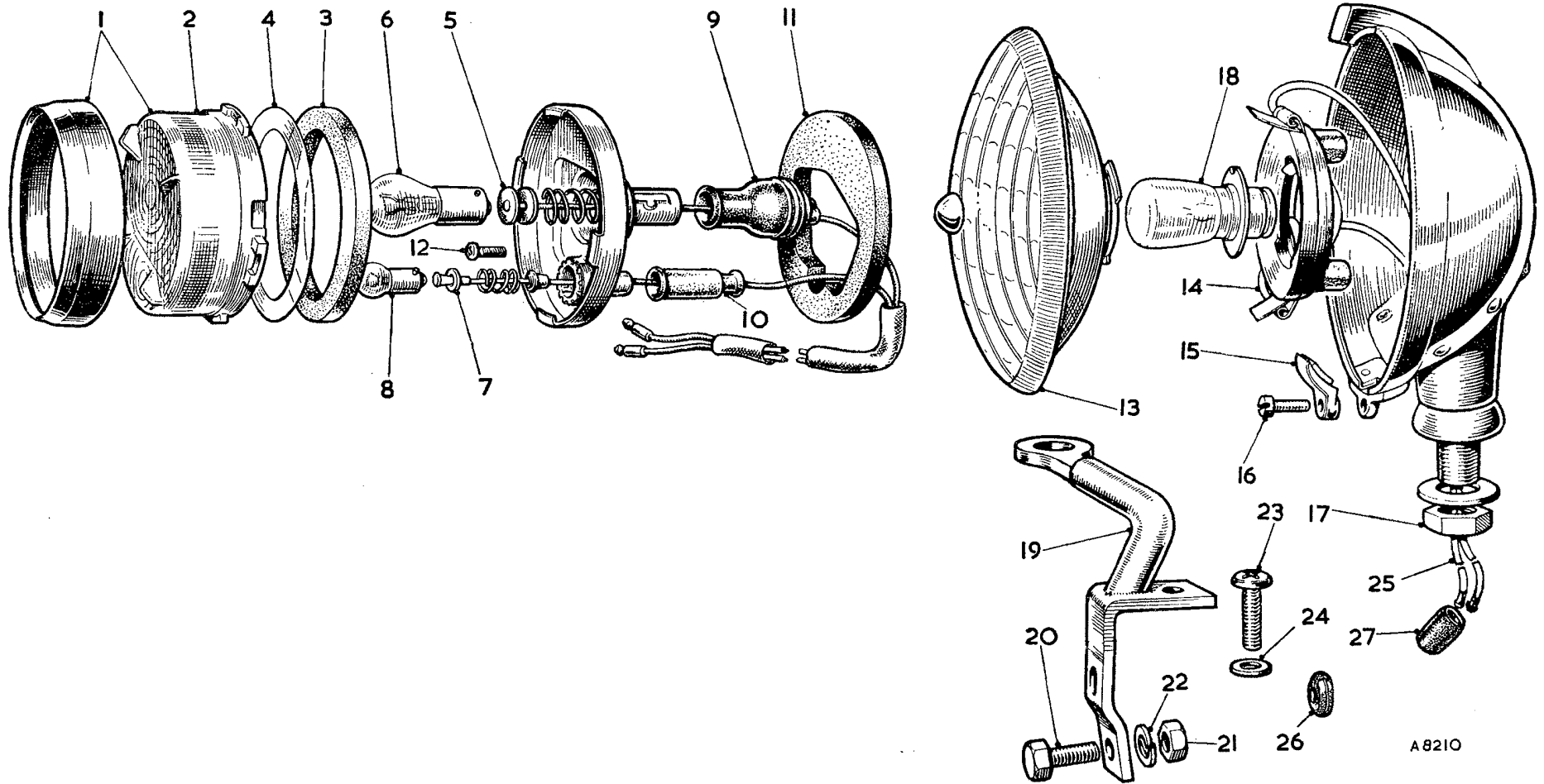
THE MGA 1600

Item No.	DESCRIPTION	Commencing (C) 68851		Quantity	MODIFICATIONS		REMARKS
		Part Number	Illus. No.		New Part Number	Change Point	
	<b>Lamps (Road) continued</b>						
1	<b>Headlamp</b> ..... <b>L.H.D. except Europe</b>	N.S.P.		2		] Alternatives	No longer available; use component parts
2	Body assembly .....	67H5028	1	2			
3	Screw—beam adjustment .....	17H5394	2	6			
4	Spring—screw .....	17H5231	3	6			
5	Sleeve—sealing .....	27H5253	4	6			
6	<b>Adaptor and cable assembly</b>	BHA4235	15	2			
7	<b>Adaptor</b> .....	47H5126		2			
8	Sleeve—terminal .....	37H5271	6	6			
9	Sleeve—terminal .....	7H5582	6	6			
10	Bracket—rim fixing .....	37H5190	7	2	Fin. (C) 105361		
11	Nut—rim fixing .....	27H5354	16	2			
12	<b>Rim assembly</b> .....	17H5147	8	2			
13	Screw—rim fixing .....	AJA5081	9	2			
14	Excluder dust .....	3H2902	10	2			
15	Plate—light unit retaining .....	17H5205	11	2			
16	Light unit .....	17H5375	12	2			
17	Adaptor—conversion .....	17H5546	20	2			
18	Bulb—right dip .....	BFS355	13	2			
19	Gasket—body .....	3H11031	14	2			
20	<b>Headlamp</b> ..... <b>L.H.D. except Europe</b>			2	N.S.P.	] Alternatives	Part No. change; was 3H11803
21	Body assembly .....		1	2	7116838		
22	Screw—beam adjustment .....		2	6	17H5394		
23	Spring—screw .....		3	6	17H5231		
24	Sleeve—sealing .....		4	6	27H5253		
25	<b>Adaptor and cable assembly</b>		5	2	17H5145		
26	Adaptor and cable assembly .....		5	2	37H5588		
27	Adaptor and cable assembly .....			2	27H2333		
28	<b>Adaptor</b> .....			2	17H5306		
29	Sleeve—terminal .....		6	6	37H5231		
30	Sleeve—terminal .....		6	6	7H5582		
31	Bracket—rim fixing .....		7	2	17H5232		
32	<b>Rim assembly</b> .....		8	2	17H5147		
33	Screw—rim fixing .....		9	2	AJA5081		
34	Plate—light unit retaining .....		11	2	17H5205		
35	Light unit .....		12	2	17H5375		
36	Bulb—right dip .....		13	2	BFS355		
37	Gasket—body .....		14	2	7118338		

SERVICE PARTS LIST

THE MGA 1600

Item No.	DESCRIPTION	Commencing (C) 68851		Quantity	MODIFICATIONS		REMARKS
		Part Number	Illus. No.		New Part Number	Change Point	
	<b>Lamps (Road)—continued</b>						
1	<b>Headlamp</b> ..... <b>U.S.A.</b>			2	57H5010	Com. (C) 70222 Fin. (C) 102856	No longer available; use component parts
2	<b>Body assembly</b> .....		21	2	67H5029		
3	Screw—beam adjustment .....		2	4	17H5230		
4	Spring—screw .....		3	4	17H5231		
5	Spring—rim fixing .....		22	2	17H5277		
6	Plate—light unit retaining .....		23	2	17H5273		
7	<b>Adaptor and cable assembly</b> .....		15	2	BHA4235		
8	<b>Adaptor</b> .....			2	47H5126		
9	Sleeve—terminal .....		6	6	37H5271		
10	Sleeve—terminal .....		6	6	7H5582		] Alternatives
11	Bracket—rim fixing .....		7	2	37H5190		
12	Nut—rim fixing .....		16	2	27H5354		
13	<b>Rim assembly</b> .....		8	2	47H5564		
14	Screw—rim fixing .....		9	2	AJA5081		
15	Gasket—body .....		14	2	13H346		
16	<b>Headlamp</b> ..... <b>N. America</b>			2	57H5382		No longer available; use component parts
17	<b>Body assembly</b> .....		21	2	67H5024		
18	Screw—beam adjustment .....		24	4	67H5025		
19	Spring—unit seating rim .....		25	2	67H5026		
20	Plate—light unit retaining .....		23	2	57H5292	Not available; use 27H3338	
21	Plate—light unit retaining .....		23	2	27H3338		
22	<b>Adaptor and cable assembly</b> .....		15	2	BHA4235		
23	<b>Adaptor</b> .....			2	47H5126	Com. (C) 102857 (U.S.A.) Com. (C) 107031 (Canada)	
24	Sleeve—terminal .....		6	6	37H5271		
25	Sleeve—terminal .....		6	6	7H5582	] Alternatives	
26	Bracket—rim fixing .....		7	2	37H5190		
27	Nut—rim fixing .....		16	2	27H5354		
28	<b>Rim assembly</b> .....		8	2	17H5147		
29	Screw—rim fixing .....		9	2	AJA5081		
30	Gasket—body .....		14	2	57H5353		
31	Tubing—headlamp leads .....	N.S.P.		2		Was ACH5701	
32	Screw—headlamp to wing .....	PMZ0810	26	8			
33	Nut—screw .....	FNZ103	27	8			
34	Washer—spring—nut .....	LWZ203	28	8			
35	Grommet—cable through front panel and radiator support .....	RFR110	29	3			



A 8210



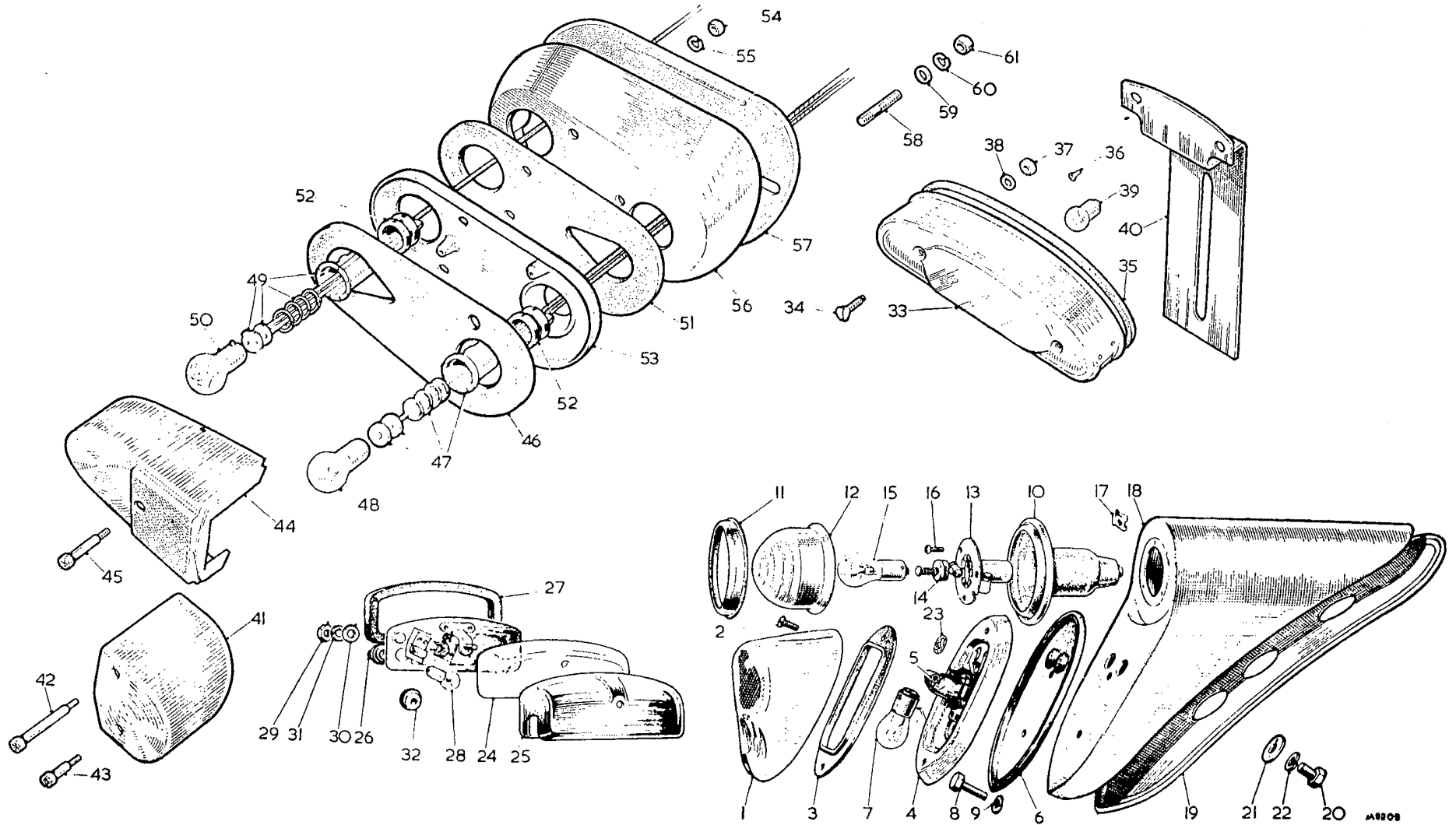
SERVICE PARTS LIST

THE MGA 1600

Item No.	DESCRIPTION	Commencing (C) 68851		Quantity	MODIFICATIONS		REMARKS
		Part Number	Illus. No.		New Part Number	Change Point	
	<b>Lamps (Road) —continued</b>						
1	Sidelamp assembly and flasher (Amber and White)	BCA4311		2	13H519		BCA4311 not available; use 13H519
2	Sidelamp assembly and flasher (White) <b>L.H.D.</b>	BCA4342			13H520		BCA4342 not available; use 13H520
3	Lens and rim (Amber and White)	47H5507	1	2			
4	Lens and rim (White) <b>L.H.D.</b>	47H5508		2			
5	Lens (Amber and White)	47H5504	2	2			
6	Lens (White) <b>L.H.D.</b>	47H5506		2			
7	Gasket— lens seating	37H5440	3	2			
8	Ring—sliding	17H5307	4	2			
9	Interior—bulb holder (flasher)	37H5452	5	2			
10	Bulb—flasher	BFS382	6	2			Part No. change; was 1F9012
11	Interior—bulb holder (sidelamp)	7H5536	7	2			
12	Bulb—sidelamp	BFS989	8	2			Part No. change; was 2H4817
13	Grommet— cable entry (flasher)	37H5525	9	2			
14	Grommet— cable entry (sidelamp)	37H5294	10	2			
15	Gasket—lamp seating	47H5505	11	2			
16	Screw—sidelamp to wing	PMZ0306	12	4			
17	<b>Lamp—fog</b>	AD11785		2			
18	Light unit	ACG5179	13	2			
19	Adaptor assembly		14	2	57H5336		ACG5180 not available; use 57H5336
20	Catch rim	AJH5057	15	2			
21	Screw catch	17H5400	16	2			
22	Nut—lamp spigot	17H5401	17	2	27H6707		17H5401 not available; use 27H6707
23	Bulb	BFS323	18	2			Part No. change; was 1F9034
24	Bracket—fog lamp—R/H	AHH5521	19	1			
25	Bracket—fog lamp—L.H.	AHH5520		1			
26	Screw—bracket to bumper blade (lower)	HZS0506	20	2			
27	Nut—screw	FNZ105	21	2			
28	Washer—spring—nut	LWZ205	22	2			
29	Screw—bracket to bumper blade (top)	PMP0518	23	2			
30	Washer—plain—screw	PWP105	24	2			
31	Relay—fog lamp	BHA4075		1			
32	Screw - relay to bulkhead	PMZ0308		2			
33	Nut screw	FNZ103		2			
34	Washer—spring—nut	LWZ203		2			
35	Harness—fog lamp relay	AHH5758		1			
36	Lead—fog lamp 45" (114 cm.) <b>R.H.D.</b>	AHH5454	25	2			
37	Lead—fog lamp 15" (38 cm.)	AHH5541		2			
38	Grommet—lamp lead	RFR103	26	4			
39	Connector	2H2617	27	3			

Optional extra

For use with twin fog lamps  
No longer available



SERVICE PARTS LIST

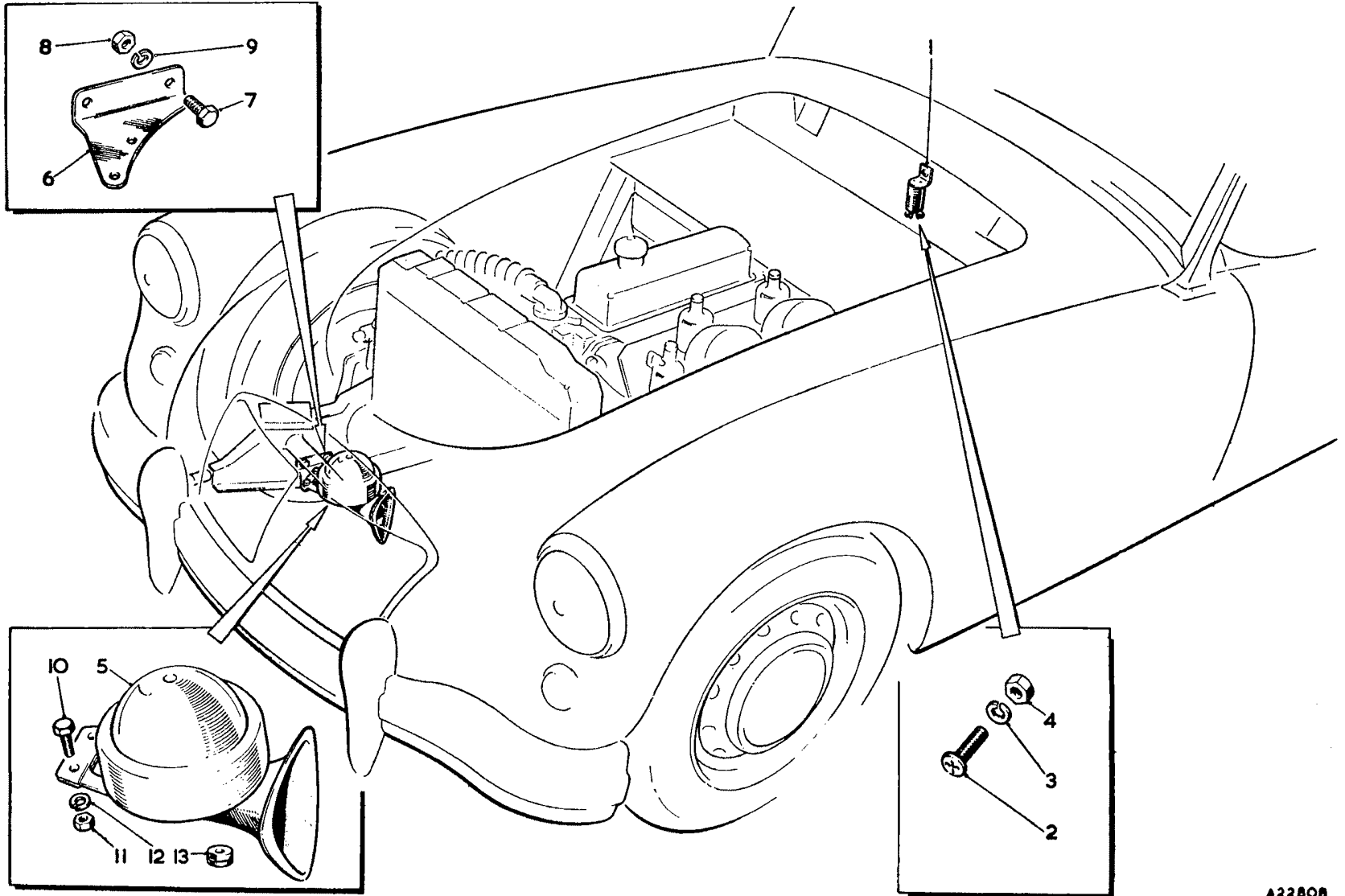
THE MGA 1600

Item No.	DESCRIPTION	Commencing (C) 68851		Quantity	MODIFICATIONS		REMARKS
		Part Number	Illus. No.		New Part Number	Change Point	
	<b>Lamps (Road)—continued</b>						
1	<b>Lamp—stop/tail and reflex assembly</b>	13H23		2			
2	Lens and reflex assembly	AJA5069	1	2			
3	Screw—lens fixing	37H5410	2	4			
4	Rubber—lens seating	AJA5071	3	2			
5	<b>Rim and bulb holder assembly</b>	AJA5072	4	2			
6	Sleeve—terminal	37H5271	5	6			
7	Rubber—lamp seating	AJA5073	6	2			
8	Bulb	BFS380	7	2			Part No. change; was 1F9026
9	Screw—lamp to plinth	PMZ0308	8	4			
10	Washer—spring—screw	LWZ203	9	4			
11	<b>Lamp—rear flasher (Amber)</b>	2A9013		2			
12	<b>Lamp—rear flasher (Red)</b>	2A9040		2			
13	Body—rubber	37H5527	10	2			
14	Rim	7H5182	11	2		Fin. (C) 100351	
15	Lens—Amber	37H5520	12	2			
16	Lens—Red	37H5531		2			
17	<b>Bulb holder and plate assembly</b>	37H5528	13	2			
18	Interior—bulb holder	AJH5100	14	2	7H5202		AJH5100 not available; use 7H5202
19	Bulb	BFS382	15	2			
20	Screw—lamp to plinth	PTZ604	16	6			
21	Nut—screw	PFS326	17	6			
22	Plinth—tail lamp—R/H	AHH5920	18	1			
23	Plinth—tail lamp—L/H	AHH5921		1			
24	Seal—plinth	AHH5918	19	2			
25	Screw—plinth to rear wing	HZS0405	20	4			
26	Washer—plain—screw	PWZ204	21	4			
27	Washer—spring—screw	LWZ204	22	4			
28	Grommet—lamp cable	RFR104	23	2			
29	<b>Lamp—number plate</b>	3D1813		1	BHA4153		3H1813 correction; ] Except was 3D1813 ] Switzerland
30	Window—lamp	7H5121	24	1	57H5128	Com. (C) 88844	
31	Cover	7H5185	25	1			
32	Grommet—cable	5L321	26	1		Fin. (C) not available	Part no change; was 7H5164
33	Joint—lamp base	7H5122	27	1	57H5368		7H5122 not available; use 57H5368
34	Bulb	BFS989	28	1/2			Quantity increased at (C) 88844 Part No. change; was 2H4817
35	Sundry parts	7H5123		1 set			
36	Nut—fixing lamp	AJD8012Z	29	2			
37	Washer—plain—nut	PWZ103	30	2			
38	Washer—spring—nut	LWZ203	31	2			
39	Grommet—cable	RFR104	32	1			

SERVICE PARTS LIST

THE MGA 1600

Item No.	DESCRIPTION	Commencing (C) 68851		Quantity	MODIFICATIONS		REMARKS
		Part Number	Illus. No.		New Part Number	Change Point	
	<b>Lamps (Road)—continued</b>						
1	<b>Lamp—number plate</b> ..... <b>Switzerland</b>			1	BHA4158		
2	<b>Cover</b> .....	33	1	1	57H5250		
3	Screw—cover fixing .....	34	2	2	AJD2244C		Part No. change; was 30501
4	Bead—cover joint .....	35	1	1	AAA463		Part No. change; was 08044
5	Sleeve—terminal .....	36	4	4	7H5582	Com. (C) 92679	
6	Nut—lamp fixing .....	37	2	2	AJH5165		Not available; use AJD9104Z
7	Washer—shakeproof—nut .....	38	2	2	LWZ404		Part No. change; was 57H5258
8	Bulb .....	39	2	2	BFS089		Part No. change; was 2H4817
9	Bracket—number plate lamp .....	40	1	1	AHH5993		
10	<b>Lamp—stop/tail, flasher and reflex assembly—R/H (Amber and Red)</b> .....			1	BHA4229		BHA4229 correction; was BHA4200
11	<b>Lamp—stop/tail, flasher and reflex assembly—L/H (Amber and Red)</b> .....			1	BHA4228		
12	<b>Lamp—stop/tail, flasher and reflex assembly—R/H (Red)</b> .....			1	BHA4231		
13	<b>Lamp—stop/tail, flasher and reflex assembly—L/H (Red)</b> .....			1	BHA4230		
14	Lens—flasher—R/H (Amber) .....	41	1	1	47H5362		
15	Lens—flasher—L/H (Amber) .....			1	47H5355		
16	Lens—flasher—R/H (Red) .....			1	47H5470		
17	Lens—flasher—L/H (Red) .....			1	47H5480		
18	Screw—flasher lens fixing (long) .....	42	2	2	47H5356		
19	Screw—flasher lens fixing (short) .....	43	2	2	47H5357		
20	Lens—stop/tail—R/H .....	44	1	1	47H5363		
21	Lens—stop/tail—L/H .....			1	47H5358		
22	Screw—stop/tail lens fixing .....	45	2	2	47H5359	Com. (C) 100352	
23	Gasket—lens sealing .....	46	2	2	47H5360		
24	Interior—flasher bulb holder .....	47	2	2	37H5452		
25	Bulb—flasher .....	48	2	2	BFS382		
26	Interior—stop/tail bulb holder .....	49	2	2	37H5450		
27	Bulb—stop/tail .....	50	2	2	BFS380		
28	Gasket—lamp seating .....	51	2	2	57H5399		
29	Grommet—bulb holder .....	52	4	4	17H5216		
30	Base with bulb holder shells—R/H .....	53	2	2	57H5401		
31	Base with bulb holder shells—L/H .....			2	57H5400		
32	Nut—lamp to plinth .....	54	6	6	FNZ103		
33	Washer—spring—for nut .....	55	6	6	LWZ203		
34	Plinth—lamp—R/H .....	56	1	1	AHH6118		
35	Plinth—lamp—L/H .....			1	AHH6119		
36	Gasket—plinth (rubber) .....	57	2	2	AHH6116	Com. (C) 100352 Fin. (C) 101352 Com. (C) 101353	AHH6116 not available; use 47H9651
37	Prestik— $\frac{1}{2}$ " $\times$ $\frac{1}{8}$ " (Cream) .....			60"	47H9651		
38	Stud—plinth to body .....	58	4	4	CHS2510		
39	Washer—plain—stud .....	59	4	4	PWZ205		
40	Washer—spring—stud .....	60	4	4	LWZ205	Com. (C) 100352	
41	Nut—stud .....	61	4	4	FNZ105		

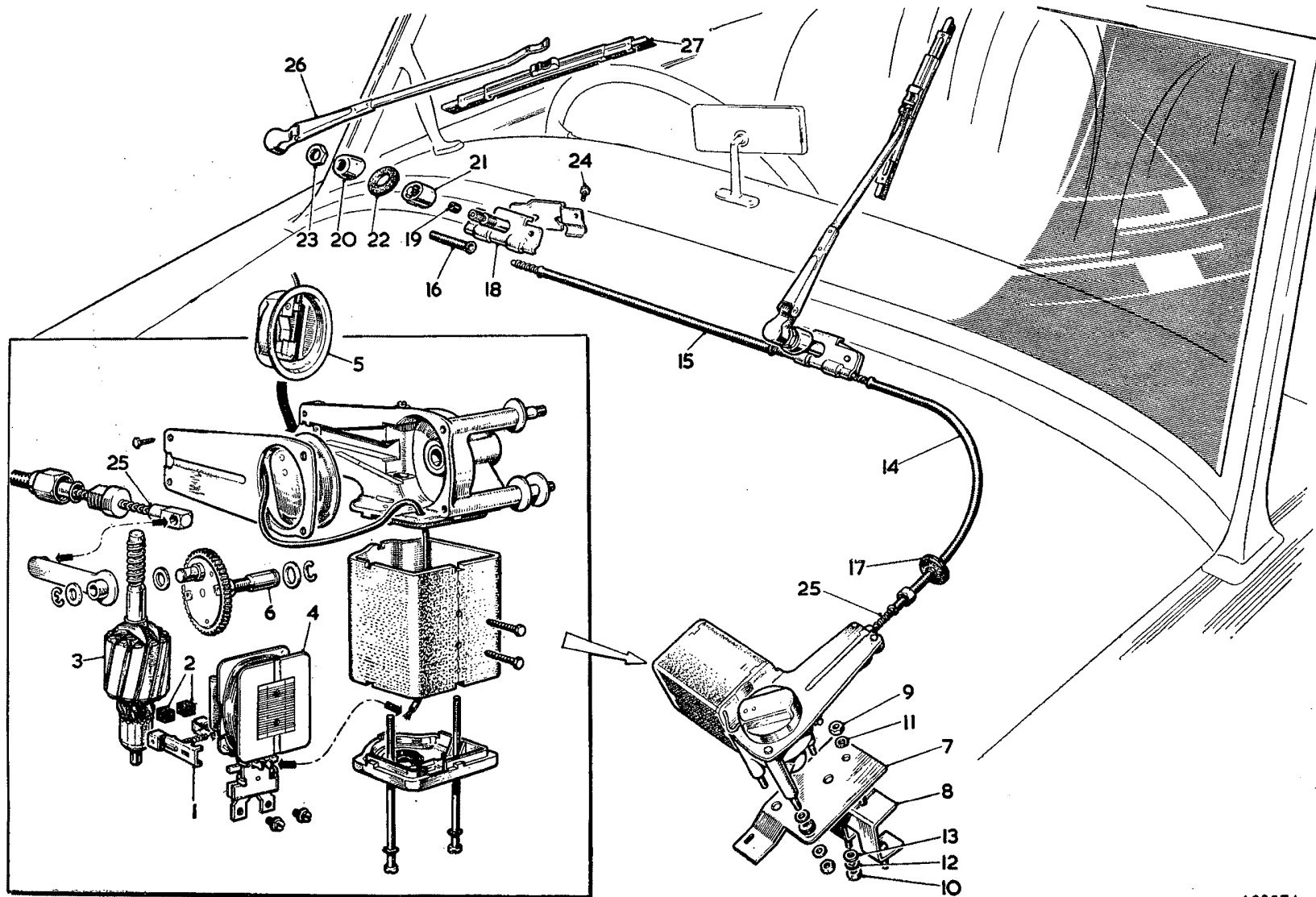


A22808

SERVICE PARTS LIST

THE MGA 1600

Item No.	DESCRIPTION	Commencing (C) 68851		Quantity	MODIFICATIONS		REMARKS
		Part Number	Illus. No.		New Part Number	Change Point	
	<b>FLASHER—HORN</b>						
1	Flasher unit .....	11G9098	1	1			
2	Screw—flasher unit to dash .....	PMZ0508	2	2			
3	Washer—spring—screw .....	LWZ205	3	2			
4	Nut—screw .....	FNZ105	4	2			
5	<b>Horn—low note</b> .....	1B9007	5	1			
6	Bracket—horn .....	AAA2088	6	1			
7	Screw—horn bracket to R/H front extension .....	HZS0505	7	2			Part No. change; was 135448
8	Nut—screw .....	FNZ105	8	2			
9	Washer—spring—nut .....	LWZ205	9	2			
10	Screw—horn to bracket .....	HZS0407	10	2			
11	Nut—screw .....	FNZ104	11	2			
12	Washer—spring—nut .....	LWZ204	12	2			
13	Grommet—horn .....	ADG1517	13	1			
14	<b>Horn—high note</b> .....	1B9008		1			
15	Bracket—horn .....	AAA2107		1			Part No. change; was 135761
16	Screw—horn bracket to L/H front extension .....	HZS0505		2			
17	Nut—screw .....	FNZ105		2			
18	Washer—spring—nut .....	LWZ205		2			
19	Screw—horn to bracket .....	HZS0407		2			Optional extra
20	Nut—screw .....	FNZ104		2			
21	Washer—spring—nut .....	LWZ204		2			
22	Grommet—horn .....	ADG1517		1			



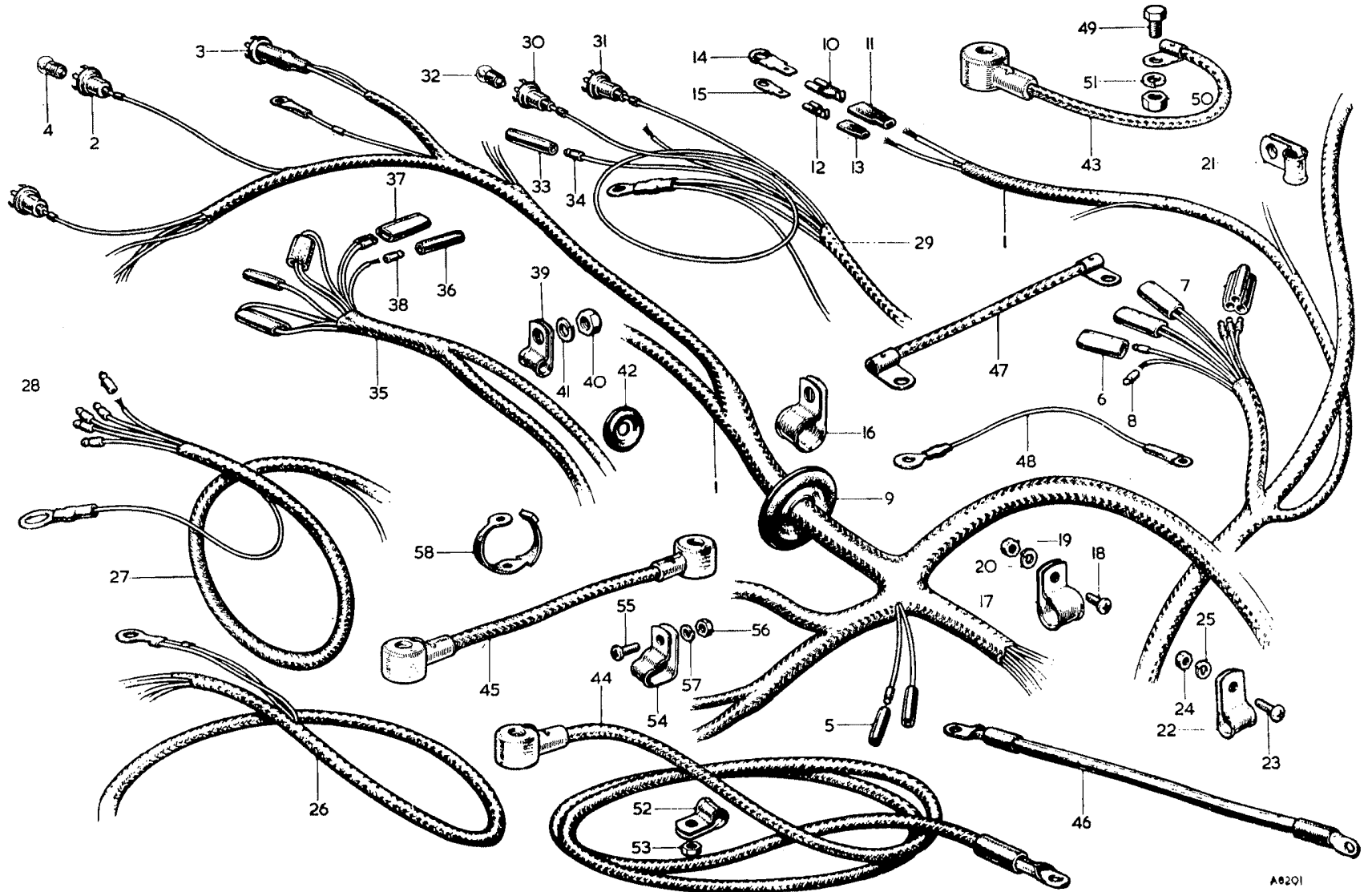
A2987A

SERVICE PARTS LIST

THE MGA 1600

Item No.	DESCRIPTION	Commencing (C) 68851		Quantity	MODIFICATIONS		REMARKS
		Part Number	Illus. No.		New Part Number	Change Point	
	<b>WINDSCREEN WIPER</b>						
1	Motor—wiper	37H5308		1	17H5475		37H5308 not available; use 17H5475
2	Brush gear	17H5306	1	1 set			
3	Brushes	7H5130	2	1 set			
4	Armature	17H5255	3	1			
5	Field coils	17H5432	4	1 set			
6	Fixing parts	17H5431		1 set			
7	Switch—adjusting	17H5442	5	1			
8	Shaft and gear	37H5437	6	1			
9	Sundry parts	17H5441		1 set			
10	Bracket—wiper motor—(upper)	AHH5508	7	1			
11	Bracket—wiper motor—(lower)	AHH5507	8	1			
12	Nut—upper bracket to lower bracket	FNZ104	9	1			
13	Nut—lower bracket to bulkhead	FNZ103	10	2			
14	Washer—spring—upper bracket	LWZ204	11	1			
15	Washer—spring—lower bracket	LWZ203	12	2			
16	Washer—plain—lower bracket	PWZ204	13	2			
17	Casing—wheelbox to motor (outer)	AHH5410	14	1			
18	Casing—wheelbox to wheelbox (outer)	AHH5411	15	1			
19	Casing—short end (outer)	14C3722	16	1			
20	Grommet	8D5708	17	1			
21	Wheelbox assembly	14B5588		2	BHA4151	Com. (C) 80384	14B5588 not available; use BHA4151
22	Spindle and gear	17H5388	18	2	AJH5070		17H5388 not available; use AJH5070
23	Tube—spindle (rubber)	ANK3458	19	2			
24	Bush (front)	ADB826	20	2			
25	Bush (rear)	AHH5414	21	2			
26	Washer (rubber)	ADC560	22	2			
27	Nut	ANK3450	23	2			
28	Screw—cover	AJD3202Z	24	4			
29	Crosshead and rack assembly	37H5160	25	1			Part No. change; was 185025 Part No. change; was 17H5300
30	Arm—wiper	R.H.D. 14B5596	26	2			Part No. change; was 17H5513
31	Arm—wiper	L.H.D. 14B5597		2			Part No. change; was 17H5514
32	Blade—wiper	17H5512	27	2			





A8201

SERVICE PARTS LIST

THE MGA 1600

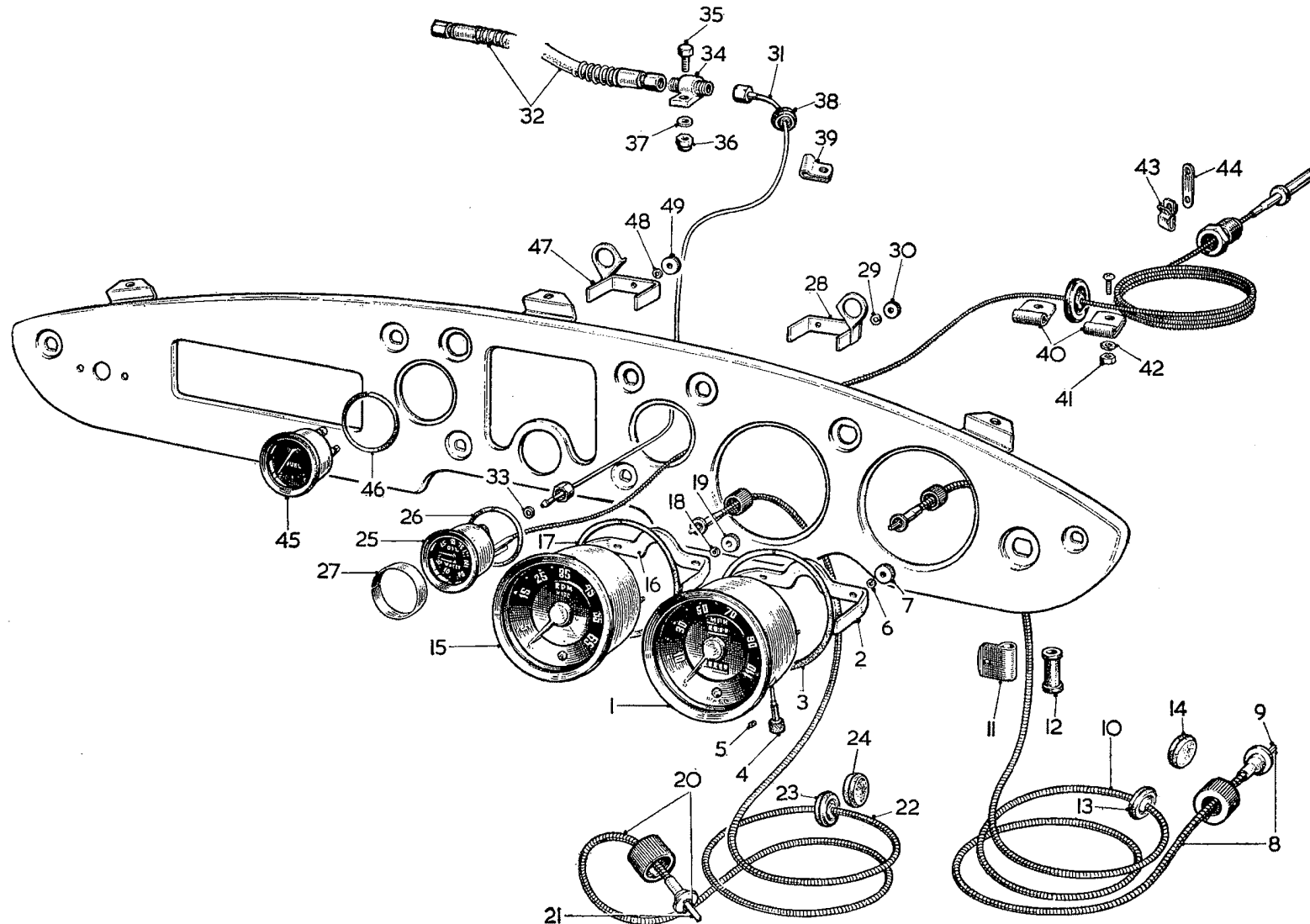
Item No.	DESCRIPTION	Commencing (C) 68851		Quantity	MODIFICATIONS		REMARKS
		Part Number	Illus. No.		New Part Number	Change Point	
	<b>CABLES AND CONNECTIONS</b>						
1	Harness—main forward	AHH5951	1	1	AHH5979	Com. (C) 74489	AHH5951 not available; use AHH5979
2	Holder—bulb—main beam	37H5181	2	1			
3	Holder—bulb—flasher warning light	37H5181		1			
4	Holder—bulb—ignition warning light	47H5166	3	1			
5	Bulb	BFS987	4	3			
6	Connector—snap—single	2H3406	5	5			
7	Connector—snap—2-way	2H2617	6	3			
8	Connector—snap—3-way	2H4092	7	1			
9	Plug—snap connector	2H2704	8	A/R			
10	Grommet	3H1457	9	1			
11	Connector—Lucar—female (35 amp.)		10	1	47H5419	Com. (C) 74489	
12	Insulator—rubber—connector		11	1	5L289		Part No. change; was 47H5418
13	Connector—Lucar—female (14 amp.)		12	1	47H5496		
14	Insulator—rubber—connector		13	1	5L286		Part No. change; was 47H5417
15	Connector—Lucar—male (35 amp.)		14	1	47H5522		
16	Connector—Lucar—male (14 amp.)		15	1	BMK403		
17	Clip—main harness—dash to body bolt	PCR1011	16	1			
18	Clip—main harness to bulkhead	PCR1007	17	2			
19	Screw—short—clip to bulkhead	PMZ0306	18	2			
20	Screw—long—clip to bulkhead	PMZ0314		1			
21	Nut—screw	FNZ103	19	2			
22	Washer—spring—nut	LWZ203	20	2			
23	Clip—main harness to wing bolt	PCR0811	21	2			
24	Clip—head and sidelamp cable to wing bolt	PCR0811		2			
25	Clip—headlamp cable to front panel	PCR0607	22	3			
26	Screw—clip to front panel	PMZ0308	23	3			
27	Nut—screw	FNZ103	24	3			
28	Washer—spring—nut	LWZ203	25	3			
29	Lead—flasher and headlamp—L/H	AHH5969	26	1			
30	Harness—chassis	AHH5953	27	1			
31	Harness—chassis	AHH6146		1			
32	Plug—snap connector	2H2704	28	A/R			For use when steering lock is fitted
33	Harness—panel	AHH5970	29	1			
34	Harness—panel	AHH6145		1			
35	Holder—bulb—map light	37H5181	30	1			For use when steering lock is fitted
36	Holder—bulb—instrument illumination	37H5181	31	4			
37	Bulb	BFS987	32	5			
38	Connector—snap—single	2H3406	33	2			
39	Plug—snap connector	2H2704	34	A/R			
40	Harness—tail lamp	AHH5954	35	1	AHH6120	Com. (C) 100352	
41	Connector—snap—single	2H3406	36	2			
42	Connector—snap—2-way	2H2617	37	3			
43	Plug—snap connector	2H2704	38	A/R			

**SERVICE PARTS LIST**

**THE MGA 1600**

Item No.	DESCRIPTION	Commencing (C) 68851		Quantity	MODIFICATIONS		REMARKS
		Part Number	Illus. No.		New Part Number	Change Point	
	<b>Cables and Connections—continued</b>						
1	Clip—cable to rear number plate bracket.....	PCR0311	39	1			
2	Nut—clip to wing bolt .....	FNZ105	40	3			
3	Washer—spring—nut .....	LWZ205	41	3			
4	Grommet—tail lamp harness .....		42	2	RFN405	Com. (C) 100352	
5	Cable—battery positive to earth .....	AHH5448	43	1			
6	Cable—battery negative to starter switch .....	AHH5449	44	1			
7	Link—battery positive to negative .....	AHH5450	45	1			
8	Cable—starter switch to starter .....	BHA4183	46	1			
9	Cable—starter switch to starter .....			1	AHH5814	Com. (C) 91240	Standard model All round disc brakes model
10	Strip—engine to earth .....	AHH5452	47	1			
11	Cable—fuel pump to earth .....	N.S.P.	48	1			
12	Screw—battery earth cable .....	HZS0504	49	1			
13	Nut—screw .....	FNZ105	50	1			
14	Washer—spring—nut .....	LWZ205	51	1			
15	Clip—R/H negative cable to starter switch .....	PCR0609	52	1			
16	Nut—lock—clip to ramp screw .....	FNZ204	53	1			
17	Clip—tail lamp harness to side member .....	PCR0407		2			
18	Screw—clip to side member .....	PMZ0306		2			
19	Nut - screw .....	FNZ103		2			
20	Washer - spring - nut .....	LWZ203		2			
21	Clip - battery cable and harness.....	A1115248	54	6			
22	Screw - fixing clip .....	PMZ0308	55	6			
23	Nut—screw .....	FNZ103	56	6			
24	Washer - spring - nut .....	LWZ203	57	6			
25	Clip—rubber .....	ACH8979	58	3			
26	<b>Harness—horn</b> .....	AHH5453		1			Optional extra
27	Strap—horn harness .....	AHH5506		2			
28	<b>Harness—headlamp flasher switch extension</b> .....	BHA4117		1			
29	Clip—dip switch cable to goal post .....	PCR0607		1			
30	Screw fixing clip .....	PTZ806		1			

L.H.D.



A3247A

SERVICE PARTS LIST

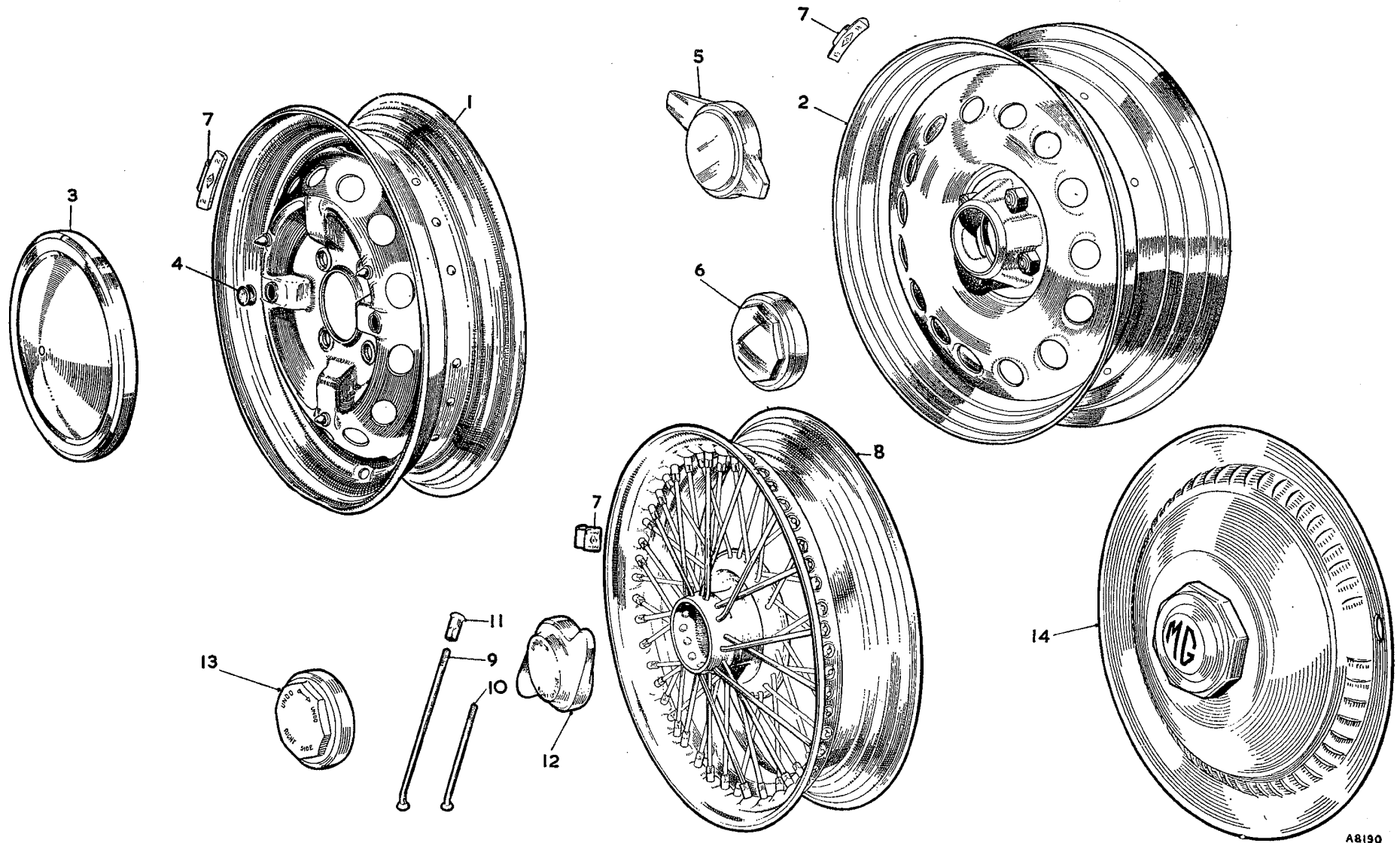
THE MGA 1600

Item No.	DESCRIPTION	Commencing (C) 68851		Quantity	MODIFICATIONS		REMARKS
		Part Number	Illus. No.		New Part Number	Change Point	
<b>INSTRUMENTS</b>							
1	Speedometer (miles) 10/43 axle ratio	17H292	1	1			
2	Speedometer (kilos) 10/43 axle ratio	17H293		1	BHA4220	Fin. (C) 100351	17H293 not available; use BHA4220
3	Speedometer (miles) 10/41 axle ratio			1	BHA4060	Com. (C) 100352	
4	Speedometer (kilos) 10/41 axle ratio			1	BHA4226		
5	Speedometer (miles) 9/41 axle ratio	17H295		1			For alternative axle ratio
6	Speedometer (kilos) 9/41 axle ratio	BHA4221		1			
7	Bezel	N.S.P.		1			Was 27H307
8	Strap-fixing	AJH5176	2	1			
9	Glass	N.S.P.		1			Was AJH5177
10	Ring (rubber)	AJH5178	3	1			
11	Knob—trip	37H613	4	1			Part No. change; was AJH5179
12	Screw—knob		5	1	17H1658	Com. (C) 100352	
13	Washer—spring	27H387	6	2	LWZ302	Fin. (C) 100351	27H387 not available; use LWZ302
14	Washer—shakeproof			2	LWZ403		Part No. change; was 17H1638
15	Cable assembly—speedometer 5' 3" (160.02 cm.)	27H1393	8	1	BCA4079		27H1393 not available; use BCA4079
16	Cable inner			1	17H1346	Com. (C) 74979	
17	Cable outer			1	17H1586		
18	Cable assembly—speedometer 5' 6" (167.65 cm.)	27H1391	10	1			Part No. change; was ACC8788
19	Cable inner	1139138		1			
20	Cable—outer	17H756		1			
21	Clip—cable to bulkhead	17H757		1			
22	Sleeve—clip (rubber)	PCR0709	11	1			
23	Nut fixing clip	ACH8529	12	1			
24	Washer—spring—nut	FNZ104		1			
25	Grommet—cable through dash	LWZ204		1			
26	Grommet—blanking cable hole in dash	ACB8474	13	1			
27	Revolution counter	4G2541	14	1			
28	Bezel	17H300	15	1			
29	Strap fixing	N.S.P.		1			Was 27H307
30	Glass	AJH5176	16	1			
31	Ring (rubber)	N.S.P.		1			Was AJH5177
32	Washer—spring	AJH5178	17	1			
33	Nut knurled	LWZ2302	18	2			Part No change; was 27H387
34	Cable assembly—revolution counter 4' 0" (121.92 cm.)	17H932	19	2			
35	Cable inner	1139141	20	1			
36	Cable outer	17H630	21	1			
37	Cable assembly—revolution counter 3' 2" (96.52 cm.)	17H1343	22	1			
38	Cable inner	27H1801		1			
39	Cable outer	27H1860		1			
40	Grommet—cable through dash	27H1861		1			
41	Grommet—blanking cable hole in dash	ACB8474	23	1			
		4G2541	24	1			

SERVICE PARTS LIST

THE MGA 1600

Item No.	DESCRIPTION	Commencing (C) 68851		Quantity	MODIFICATIONS		REMARKS
		Part Number	Illus. No.		New Part Number	Change Point	
	<b>Instruments—continued</b>						
1	Gauge—oil pressure and temperature (fahrenheit)	17H298	25	1			
2	Gauge—oil pressure and temperature (centigrade)	BHA4110		1			
3	Bezel	N.S.P.		1			Was AJH5182
4	Glass	N.S.P.		1			Was 17H1068
5	Ring (rubber)	17H1821	26	1			
6	Ring (rubber)	27H972		1			
7	Strip—window	N.S.P.		1			Centigrade gauge
8	Strap—fixing	AJH5186	28	1			
9	Washer—spring	27H387	29	2	LWZ302		27H387 not available; use LWZ302
10	Nut—knurled	17H932	30	2			
11	<b>Pipe assembly—oil gauge</b>	AHH5323	31	1			
12	Pipe—connector to engine (flexible)	AAA627	32	1			
13	Pipe—connector to engine (flexible)			1	AHH5820	Com. (C) 91240	Standard model. Part No. change; was 83866
14	Washer—oil pipe to oil gauge (leather)	2K4936	33	1			All round disc brakes model
15	Connector—oil gauge pipe	AAA628	34	1			Part No. change; was 83875
16	Screw—connector to starter bracket	HZS0406	35	1			
17	Nut—screw	LNZ104	36	1			
18	Washer—plain—screw	PWZ104	37	1			
19	Grommet—oil gauge pipe	AAA643	38	1			Part No. change; was 84138
20	Clip—oil gauge pipe to bulkhead (front)	PCR0207	39	1			
21	Clip—oil gauge pipe to bulkhead (rear)	PCR0207		1			
22	Clip—thermometer pipe to bulkhead (front and rear)	PCR0307	40	3			
23	Screw—oil and thermometer pipe clip	PMZ0307		2			
24	Nut—screw	FNZ103	41	3			
25	Washer—spring—screw	LWZ203	42	3			
26	Clip—thermometer pipe	BHA4081	43	1			
27	Retainer—clip	AHH5802	44	1			
28	<b>Gauge—fuel</b>	17H299	45	1			
29	Bezel	N.S.P.		1			Was AJH5182
30	Glass	N.S.P.		1			Was 17H1068
31	Ring (rubber)	17H1821	46	1			
32	Strap—fixing	AJH5185	47	1			
33	Washer—spring	27H387	48	1	LWZ302		27H387 not available; use LWZ302
34	Nut—knurled	17H932	49	1			



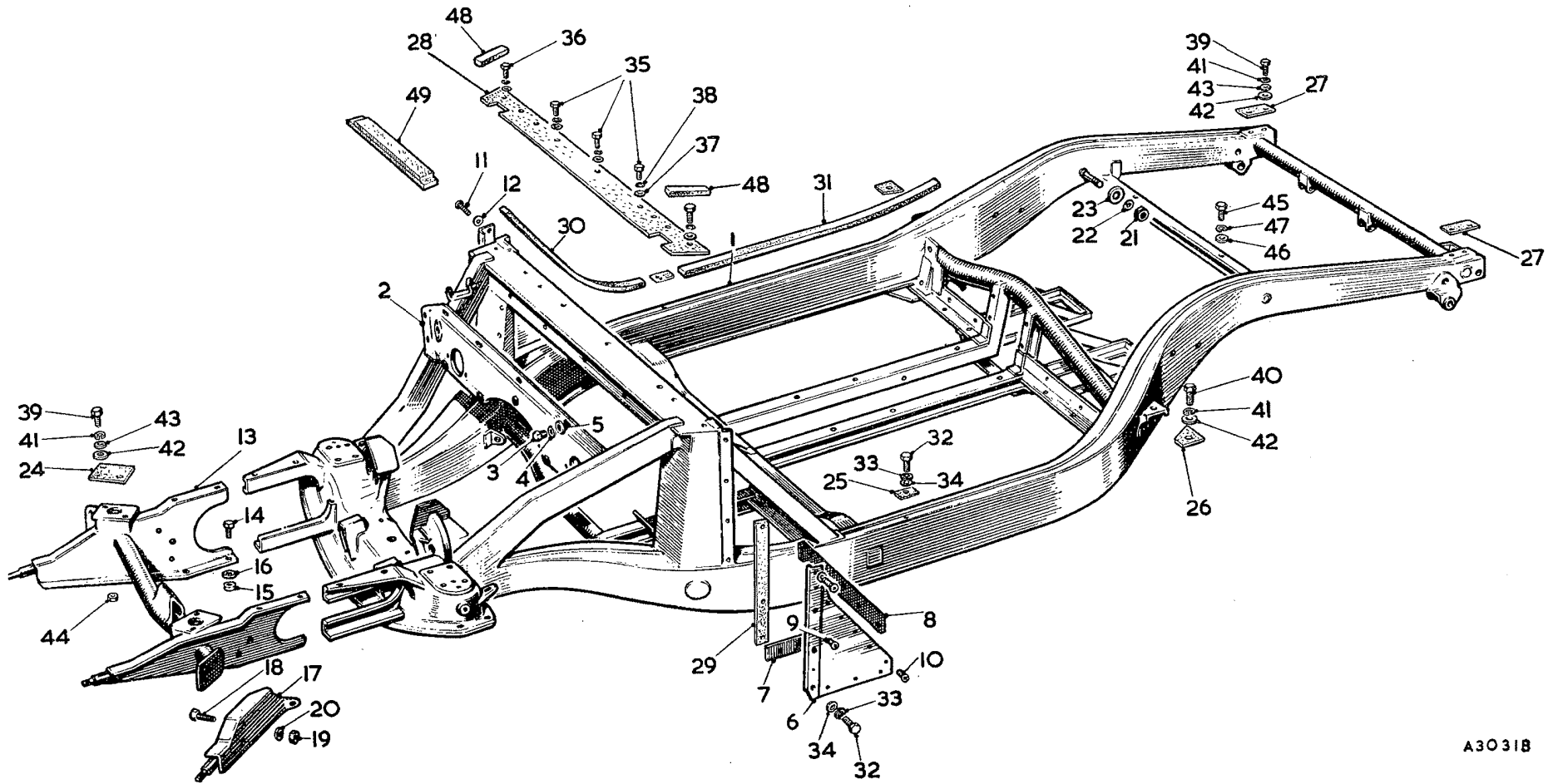
A8190

SERVICE PARTS LIST

THE MGA 1600

Item No.	DESCRIPTION	Commencing (C) 68851		Quantity	MODIFICATIONS		REMARKS
		Part Number	Illus. No.		New Part Number	Change Point	
<b>ROAD WHEELS</b>							
1	Wheel—disc	AHH8010	1	5			Standard model
2	Wheel—disc		2	5	AHH8003	Com. (C) 91240	
3	Cover—disc wheel	88G290	3	4			All round disc brakes model Part No. change; was ACA5221 and ACH8304 } Standard model
4	Cover for disc wheel	ACH8304		4			
5	Plug—road wheel (rubber)	ACA5308	1	8			All round disc brakes model
6	Cap—hub R/H		5	2	AHH8011	Com. (C) 91240	
7	Cap—hub L/H			2	AHH8012		
8	Cap—hub—R/H		6	2	AHH8006		
9	Cap—hub—L/H			2	AHH8007		
10	Weight—wheel balance ½ oz. (14.79 g.)	1138036	7	A/R			1138038 not available; use AKF1448
11	Weight—wheel balance 1 oz. (28.35 g.)	1138037		A/R			
12	Weight—wheel balance 1½ oz. (42.52 g.)	1138038		A/R	AKF1448		
13	Weight—wheel balance 2 oz. (56.70 g.)	1138039		A/R			Optional extra Standard model  Germany and Switzer- land only
14	Wheel—wire	ACC800	8	5			
15	Spoke—long	7111805	9	80			
16	Spoke—short	7111806	10	160			
17	Nipple spoke	7111709	11	240			
18	Cap wire wheel R/H	1138077	12	2	AHH7317	1138077 not available; use AHH7317	
19	Cap wire wheel L/H	1138078		2	AHH7318		
20	Cap wire wheel—R/H	AHH18008	13	2	AHH7315	AHH18008 not available; use AHH7315	
21	Cap—wire wheel—L/H	AHH18009		2	AHH7316	AHH18009 not available; use AHH7316	
22	Louvered wheel disc (ACE Mercury)—R/H	BHA4165	14	2		Optional extra	
23	Louvered wheel disc (ACE Mercury)—L/H	BHA4166		2			





A30318

SERVICE PARTS LIST

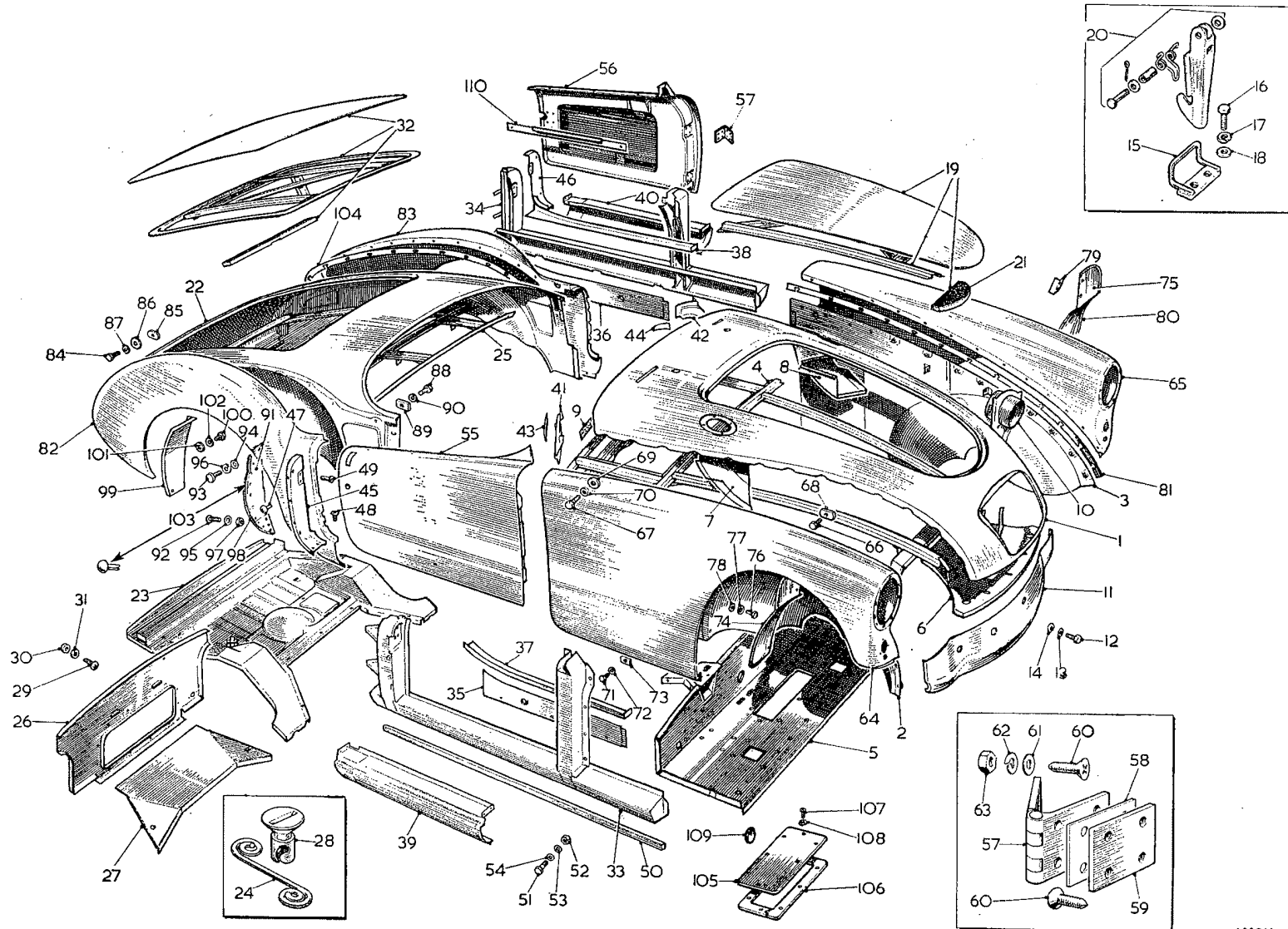
THE MGA 1600

Item No.	DESCRIPTION	Commencing (C) 68851		Quantity	MODIFICATIONS		REMARKS
		Part Number	Illus. No.		New Part Number	Change Point	
	<b>CHASSIS FRAME</b>						
1	Frame—chassis	AHH5950	1	1	AHH6131	Com. (C) 100352	AHH5950 not available; use AHH6131 ] Standard model
2	Frame—chassis			1	AHH5708	Com. (C) 91240	
3	Plate assembly—tocboard support	AHH5293	2	1	AHH6130	Com. (C) 100352	] All round disc brakes model
4	Screw—tocboard plate to goal post	HPZ0406	3	9	HPZ0406		
5	Washer—spring screw	LWZ204	4	9			HPZ0406 not available; use HPZ0406
6	Washer—plain—screw	PWZ104	5	9			
7	Coverplate—goal post—R/H	AHH5343		1			
8	Coverplate—goal post—L/H	AHH5344	6	1			
9	Seal—coverplate lower (felt)	AHH5345	7	2			
10	Seal—coverplate upper (felt)	AHH5346	8	2			
11	Screw—coverplate to goal post	CTZ803	9	6			
12	Screw—coverplate to goal post stay	PTZ1003	10	8			
13	Screw—coverplate to goal post stay	PTZ1005	11	2			
14	Washer—plain—screw	PWZ203	12	2			
15	<b>Extension assembly (front)</b>	AHH5024	13	1			
16	Screw—extension to frame bracket	HPZ0606	14	8			
17	Nut—screw	FNZ106	15	8			
18	Washer—spring—screw	LWZ206	16	8			
19	<b>Bracket assembly—bumper support—R/H</b>	AHH5139		1			
20	<b>Bracket assembly—bumper support—L/H</b>	AHH5140		1			
21	Screw—bracket assembly to front extension	HNS0506	18	6			
22	Nut—screw	FNZ105	19	6			
23	Washer—spring—screw	LWZ205	20	6			
24	Nut—rebound strap spindle	FNZ106	21	2			
25	Washer—spring—nut	LWZ206	22	2			
26	Washer—plain—nut	PWZ206	23	2			
27	Bracket assembly—abutment (starter switch)				AHH5809	Com. (C) 91240	All round disc brakes model

SERVICE PARTS LIST

THE MGA 1600

Item No.	DESCRIPTION	Commencing (C) 68851		Quantity	MODIFICATIONS		REMARKS
		Part Number	Illus. No.		New Part Number	Change Point	
<b>BODY MOUNTING</b>							
1	Packing—front extension support bracket .....	AHH5173	24	2			
2	Packing—front door post .....	AHH5174	25	2			
3	Packing—shut pillar body mounting bracket .....	AHH5175	26	2			
4	Packing—rear body mounting bracket .....	AHH5176	27	2			
5	Packing—cross bar cover plate .....	AHH5177	28	1			
6	Packing—cross bar cover plate .....			1	AHH5781	Com. (C) 91240	Standard model All round disc brakes model
7	Packing—frame goal post upright (outer) .....	AHH5178	29	2			
8	Sealing strip—body/front frame side (rubber) .....	AHH5408	30	2			
9	Sealing strip—body/rear frame side (rubber) .....	AHH5409	31	2			
10	Screw—body .....	HZS0508	32	10			
11	Washer—spring—screw .....	LWZ205	33	10			
12	Washer—plain—screw .....	PWZ205	34	10			
13	Screw—body to goal post cross-bar .....	HZS0506	35	3			
14	Screw—body to goal post cross-bar end .....	HZS0508	36	2			
15	Washer—spring—screw .....	LWZ205	37	5			
16	Washer—plain—screw .....	PWZ205	38	5			
17	Screw—body to shut pillar front/rear brackets .....	HZS0508	39	8			
18	Screw—body to shut pillar .....	HZS0510	40	2			
19	Washer—spring—screw .....	LWZ205	41	10			
20	Washer—plain large—screw .....	PWZ205	42	10			
21	Washer—plain small—screw .....	PWZ105	43	8			
22	Nut—body to front/rear frame bracket .....	FNZ105	44	8			
23	Screw—body to 4th cross-member .....	HZS0506	45	2			
24	Washer—spring—screw .....	LWZ205	46	2			
25	Washer—plain—screw .....	PWZ206	47	2			
26	Rubber—body to cross-bar sealing .....	AHH5528	48	2			
27	Felt—bonnet sealing .....	AHH5458	49	1			



A3206A

To face page R.1

SERVICE PARTS LIST

THE MGA 1600

Item No.	DESCRIPTION	Commencing (C) 68851		Quantity	MODIFICATIONS		REMARKS
		Part Number	Illus. No.		New Part Number	Change Point	
	<b>BODY SHELL</b>						
	<b>TOURER</b>						
1	Shell—body	AFH6576		1	AFH7400	Com. (C) 100852	AFH6576 not available; use AFH7400
2	<b>Front end assembly</b>	AFH5484		1			
3	Panel—bonnet surround	AFH1520	1	1			
4	Front side assembly—R/H	AFH4894	2	1			
5	Front side assembly—L/H	AFH4895	3	1			
6	Bonnet surround reinforcement	AFH1521	4	1			
7	Panel assembly—front bulkhead	AFH1524	5	1			
8	Panel—radiator duct	AFH900	6	1			
9	Box assembly—R/H air duct	AFH1502	7	1			
10	Box assembly—L/H air duct	AFH1503	8	1			
11	Strip—front bulkhead packing	AFH1794	9	1			
12	Tube—air duct	AFH1527	10	2			
13	Panel—front valance	AFH1896	11	1			
14	Screw fixing panel	AFH2587	12	14	53K126		AFH2587 not available; use 53K126
15	Washer—spring—screw	LWZ203	13	14			
16	Washer—plain—screw	PWZ203	14	14			
17	Bracket—bonnet lock safety catch	AFH1767	15	1			
18	Screw fixing bracket	AFH2587	16	2	53K126		AFH2587 not available; use 53K126
19	Washer—spring—screw	LWZ203	17	2			
20	Washer—plain—screw	PWZ203	18	2			
21	<b>Panel assembly—bonnet lid</b>	AFH4880	19	1			
22	Catch assembly—safety	14A366	20	1			
23	Batten—bonnet lid stiffening	AFH4879	21	1			
24	<b>Tonneau assembly</b>	AFH1754		1			
25	<b>Tonneau sub-assembly</b>	AFH1870		1			
26	Tonneau panel	AFH1871	22	1			
27	<b>Floor assembly—boot</b>	AFH1874	23	1			
28	Dzus spring	7H9828	24	2			
29	Reinforcement assembly—tonneau	AFH1579	25	1			
30	Panel assembly—rear bulkhead	AFH1585	26	1			
31	<b>Panel assembly—battery cover</b>	AFH1663	27	1	AFH6866	Com. (C) 78249	
32	Dzus fastener	7H9827	28	2			
33	Screw fixing rear bulkhead panel	PMZ0308	29	2			
34	Nut—screw	FNZ103	30	2			
35	Washer—spring—nut	LWZ203	31	2			
36	<b>Lid assembly—boot</b>	AFH1577	32	1			

SERVICE PARTS LIST

THE MGA 1600

Item No.	DESCRIPTION	Commencing (C) 68851		Quantity	MODIFICATIONS		REMARKS
		Part Number	Illus. No.		New Part Number	Change Point	
	<b>Body Shell—Tourer—continued</b>						
1	Sill reinforcement and pillar assembly—R/H	AFH1620	33	1			
2	Sill reinforcement and pillar assembly—L/H	AFH1621	34	1			
3	Panel—sill—inner—R/H	AFH1656	35	1			
4	Panel—sill—inner—L/H	AFH1657	36	1			
5	Plate—sill—sealing—R/H	AFH1658	37	1			
6	Plate—sill—sealing—L/H	AFH1659	38	1			
7	Panel—sill—outer—R/H	AFH2624	39	1			
8	Panel—sill—outer—L/H	AFH2625	40	1			
9	Pillar top extension—R/H door hinge	AFH1624	41	1			
10	Pillar top extension—L/H door hinge	AFH1625	42	1			
11	Backing plate—R/H hinge pillar extension	AFH1626	43	1			
12	Backing plate—L/H hinge pillar extension	AFH1627	44	1			
13	Panel—R/H shut pillar facing	AFH898	45	1	AFH7510		AFH898 not available; use AFH7510 together with 1 off finisher AFH7512
14	Panel—L/H shut pillar facing	AFH899	46	1	AFH7511		AFH899 not available; use AFH7511 together with 1 off finisher AFH7513
15	Screw fixing facing panel—side	RMZ0310	47	6			
16	Screw fixing facing panel—bottom	RTZ804	48	4			
17	Screw fixing facing panel—top	CTZ804	49	4			
18	Finisher—sill—lower	AFH3752	50	2			
19	Bolt fixing sill finisher (special)	AFH3753	51	10			
20	Nut—bolt	FNZ103	52	10			
21	Lockwasher—nut	LWZ403	53	10			
22	Washer—plain—nut	PWZ203	54	10			Part No. change; was AJD7623
23	<b>Door assembly—R/H</b>	AFH1666	55	1			
24	<b>Door assembly—L/H</b>	AFH1667	56	1			
25	Stiffener—door casing	AFH1899	110	2			
26	Hinge—door	AFH5832	57	4			
27	Packing—door hinge	AFH5827	58	A/R			
28	Plate—tapping	AFH1464	59	4			
29	Screw fixing hinge	CMZ0412	60	32			
30	Washer—plain—screw	PWZ204	61	16			
31	Washer—spring—screw	LWZ204	62	16			
32	Nut—screw	FNZ104	63	16			
33	<b>Wing assembly—R/H front</b>	AFH6614	64	1			
34	<b>Wing assembly—L/H front</b>	AFH6615	65	1			
35	Screw fixing front wing to body	HZS0508	66	21			
36	Screw fixing front wing to body	HZS0510	67	5			
37	Washer plate—screw	AFH2627	68	22			
38	Washer—plain—screw	PWZ205		2			
39	Washer—plain—screw	PWZ105	69	2			
40	Washer—spring—screw	LWZ205	70	26			

SERVICE PARTS LIST

THE MGA 1600

Item No.	DESCRIPTION	Commencing (C) 68851		Quantity	MODIFICATIONS		REMARKS
		Part Number	Illus. No.		New Part Number	Change Point	
<b>Body Shell—Tourer—continued</b>							
1	Screw fixing front wing to sill	AFH2587	71	6	53K126		AFH2587 not available; use 53K126
2	Washer—spring—screw	LWZ203	72	6			
3	Washer plate—screw	AFH2546	73	6			
4	Packing—front wing	AFH3840		2			
5	Splash plate—R/H front wing	AFH1702	74	1			
6	Splash plate—L/H front wing	AFH1703	75	1			
7	Screw fixing splash plate	HZS0405	76	4			
8	Washer—plain—screw	PWZ204	77	4			
9	Washer—spring—screw	LWZ204	78	4			
10	Screw fixing splash plate	AFH2587		2	53K126		AFH2587 not available; use 53K126
11	Nut—screw	FNZ103		2			
12	Washer plate—screw	AFH2546		2			
13	Washer—spring—nut	LWZ203		2			
14	Screw fixing splash plate	HZS0405		12			
15	Washer—spring—screw	LWZ204		12			
16	Washer—plain—screw	PWZ204		12			
17	Bracket assembly—splash plate	AFH1700	79	2			
18	Seal—R/H front splash plate (rubber)	AFH1710		1			
19	Seal—L/H front splash plate (rubber)	AFH1711	90	1			
20	Piping wing front	AFH1692	81	2			
21	Wing assembly—rear—R/H	AFH1768	82	1	AFH7462		AFH1768 not available; use AFH7462
22	Wing assembly—rear—L/H	AFH1769	83	1	AFH7463	Com. (C) 100352	AFH1769 not available; use AFH7463
23	Screw—rear wing to body	HPZ0508	84	22			
24	Washer plate—screw	AFH2627	85	20			
25	Washer—plain—screw	PWZ205	86	2			
26	Washer—spring—screw	LWZ205	87	22			
27	Screw—rear wing to sill	AFH2587	88	4			
28	Washer plate—screw	AFH2546	89	4			
29	Washer—spring—screw	LWZ203	90	4			
30	Splash plate—rear wing front—R/H	AFH4782	91	1			
31	Splash plate—rear wing front—L/H	AFH4783		1			
32	Screw fixing plate	PTZ604	92	4			
33	Screw fixing plate	HZS0405	93	4			
34	Washer—plain—screw	PWZ204	94	4			
35	Washer—plain—screw	PWZ104	95	4			
36	Washer—spring—screw	LWZ204	96	4			
37	Nut—screw	FNZ104	97	4			

SERVICE PARTS LIST

THE MGA 1600

Item No.	DESCRIPTION	Commencing (C) 68851		Quantity	MODIFICATIONS		REMARKS
		Part Number	Illus. No.		New Part Number	Change Point	
	<b>Body Shell—Tourer—continued</b>						
1	Seal—R/H rear splash plate (rubber)	AFH4784	98	1			
2	Seal—L/H rear splash plate (rubber)	AFH4785		1			
3	Splash plate—rear wing—rear—R/H	AFH1704	99	1			
4	Splash plate—rear wing—rear—L/H	AFH1705		1			
5	Screw fixing plate	HZS0405	100	8			
6	Washer—plain—screw	PWZ204	101	8			
7	Washer—spring—screw	LWZ204	102	8			
8	Rivet—rubber seal to plate	BRP906	103	22			
9	Piping—rear wing	AFH1698	104	2			
10	Cover plate—heater aperture	AHH5252	105	1			
11	Gasket—heater sealing	AHH5253	106	2			
12	Screw—cover plate	PMZ0310	107	8			
13	Washer—spring—screw	LWZ203	108	8			
14	Grommet—blanking heater valve control hole	4G2541	109	1			





SERVICE PARTS LIST

THE MGA 1600

Item No.	DESCRIPTION	Commencing (C) 68851		Quantity	MODIFICATIONS		REMARKS
		Part Number	Illus. No.		New Part Number	Change Point	
	<b>Body Shell—continued</b>						
	<b>COUPE</b>						
1	Shell—body ..... <b>R.H.D.</b>	AFH6588		1	AFH7488	] Com. (C) 100352	AFH6588 not available; use AFH7488 AFH6589 not available; use AFH7489
2	Shell—body ..... <b>L.H.D.</b>	AFH6589		1	AFH7489		
3	<b>Front end assembly</b>	AFH5485		1			
4	Panel assembly—bonnet surround	AFH3866	1	1			
5	Panel—bonnet surround	N.S.P.		1			
6	Front side assembly—R/H	AFH4896	2	1			
7	Front side assembly—L/H	AFH4897	3	1			
8	Bonnet surround reinforced	AFH3867	4	1			
9	Panel assembly—front bulkhead	AFH1524	5	1			
10	Panel—radiator duct	AFH900	6	1			
11	Box assembly—R/H air duct	AFH1502	7	1			
12	Box assembly—L/H air duct	AFH1503	8	1			
13	Strip—front bulkhead packing	AFH1794	9	1			
14	Tube—air duct	AFH1527	10	2			
15	Panel—front valance	AFH1896	11	1			
16	Screw fixing panel	AFH2587	12	14			
17	Washer—spring—screw	LWZ203	13	14			
18	Washer—plain—screw	PWZ203	14	8			
19	Washer plate for screw	AFH2546	15	0			
20	Bracket—bonnet lock safety catch	AFH1767	16	1			
21	Screw fixing bracket	AFH2587	17	2			
22	Washer—spring—screw	LWZ203	18	2			
23	Washer—plain—screw	PWZ203	19	2			
24	<b>Panel assembly—bonnet lid</b>	AFH4880	20	1			
25	Catch assembly—safety	14A366	21	1			
26	Batten—bonnet lid stiffening	AFH4879	22	1			
27	<b>Tonneau assembly</b>	AFH6650		1			
28	<b>Tonneau sub-assembly</b>	AFH3879		1			
29	Tonneau panel	AFH3881	23	1			
30	<b>Floor assembly—boot</b>	AFH6651	24	1			
31	Dzus spring	7H9828	25	2			
32	Reinforcement assembly—tonneau	AFH3880	26	1			
33	Panel assembly—rear bulkhead	AFH6627	27	1			
34	<b>Panel assembly—battery cover</b>	AFH1668	28	1			
35	Dzus fastener	7H9827	29	2			
36	Screw—rear bulkhead panel	PMZ0808	30	2			
37	Nut—screw	FNZ108	31	2			
38	Washer—spring—screw	LWZ203	32	2			
39	Bracket assembly—spare wheel	AFH16639	33	1			
40	Nut—bracket	FNZ104	34	2			
41	Washer—spring—nut	LWZ204	35	2			
42	Washer—plain—nut	PWZ104	36	2			
43	Nut—dome—set belt fixing			4	14B2685	] Com. (C) 100352	
44	Washer—spring—nut			4	LWZ205		
45	Washer—plain—nut			4	PWZ105		
46	<b>Lid assembly—boot</b>	AFH1577	37	1			

SERVICE PARTS LIST

THE MGA 1600

Item No.	DESCRIPTION	Commencing (C) 68851		Quantity	MODIFICATIONS		REMARKS
		Part Number	Illus. No.		New Part Number	Change Point	
	<b>Body Shell—Coupé—continued</b>						
1	Sill reinforcement and pillar assembly—R/H	AFH3882	38	1			
2	Sill reinforcement and pillar assembly—L/H	AFH3883	39	1			
3	Shut pillar assembly—R/H	AFH3780	1	1			
4	Shut pillar assembly—L/H	AFH3781	1	1			
5	Panel—sill—inner—R/H	AFH1656	40	1			
6	Panel—sill—inner—L/H	AFH1657	41	1			
7	Plate—sill—sealing—R/H	AFH1658	42	1			
8	Plate—sill—sealing—L/H	AFH1659	43	1			
9	Panel—sill—outer—R/H	AFH2624	44	1			
10	Panel—sill—outer—L/H	AFH2625	45	1			
11	Panel—R/H shut pillar—facing	AFH3786	46	1			
12	Panel—L/H shut pillar—facing	AFH3787	47	1			
13	Screw—facing panel—side	RMZ0310	48	4			
14	Screw—facing panel—bottom	RTZ804	49	4			
15	Pillar reinforcement—windscreen—R/H	AFH4466	50	1			
16	Pillar reinforcement—windscreen—L/H	AFH4467	51	1			
17	<b>Roof assembly</b>	AFH4748	52	1			
18	Panel assembly—roof	AFH4464	53	1			Not available; use AFH4748
19	Reinforcement assembly—roof panel	AFH4465	54	1			
20	Dripway—door opening—R/H	AFH4482	55	1			
21	Dripway—door opening—L/H	AFH4483	56	1			
22	Rivet—dripway to roof panel	AFH5453	57	52			
23	Finisher—sill—lower	AFH3752	58	2			
24	Bolt—sill finisher (special)	AFH3753	59	10			
25	Nut—bolt	FNZ103	60	10			
26	Lockwasher—nut	LWZ403	61	10			
27	Washer—plain—nut	PWZ203	62	10			Part No. change; was AJD762 PWZ203 correction; was RWZ203
28	<b>Door assembly—R/H</b>	AFH4806	63	1			
29	<b>Door assembly—L/H</b>	AFH4807	64	1			
30	<b>Door assembly—R/H</b>	AFH3884	1	1			
31	<b>Door assembly—L/H</b>	AFH3885	1	1			
32	Hinge—door	AFH5832	67	4			
33	Packing—door hinge	AFH5827	68	A/R			
34	Plate—tapping	AFH1464	69	4			
35	Screw—fixing hinge	CMZ0412	70	32			
36	Washer—plain—screw	PWZ204	71	16			
37	Washer—spring—screw	LWZ204	72	16			
38	Nut—screw	FNZ104	73	16			

SERVICE PARTS LIST

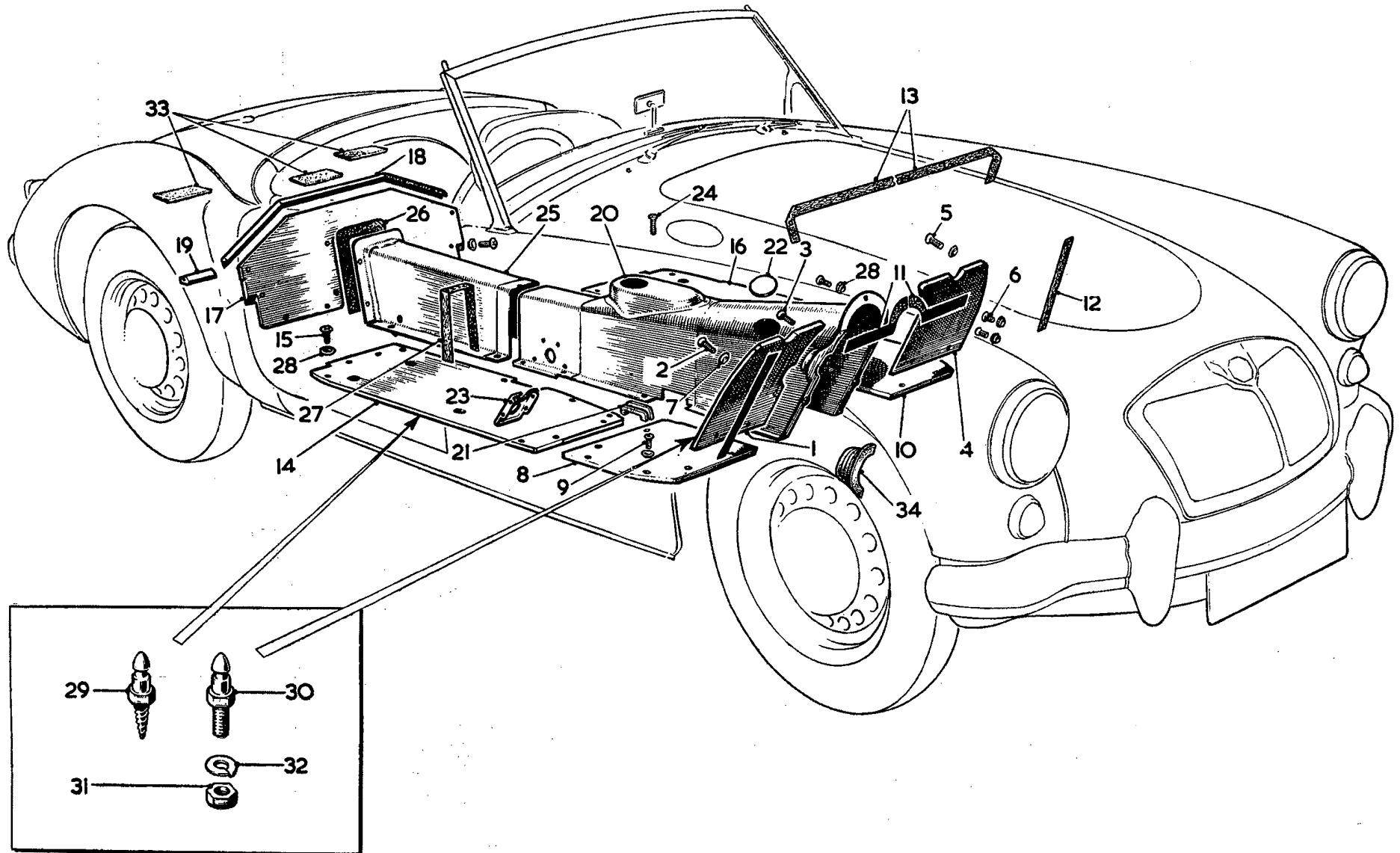
THE MGA 1600

Item No.	DESCRIPTION	Commencing (C) 68851		Quantity	MODIFICATIONS		REMARKS
		Part Number	Illus. No.		New Part Number	Change Point	
	<b>Body Shell—Coupé—continued</b>						
1	Wing assembly—R/H front	AFH6618	74	1			
2	Wing assembly—L/H front	AFH6619	75	1			
3	Screw—front wing to body	HZS0505	76	21			
4	Screw—front wing to body	HZS0510	77	5			
5	Washer—plate—screw	AFH2627	78	22			
6	Washer—plain—screw	PWZ205		2			
7	Washer—plain—screw	PWZ105	79	2			
8	Washer—spring—screw	LWZ205	80	26			
9	Screw—front wing to sill	AFH2587	81	6	53K126		AFH2587 not available; use 53K126
10	Washer—spring—screw	LWZ203	82	6			
11	Washer—plate—screw	AFH2546	83	6			
12	Packing—front wing	AFH3840		2			
13	Splash plate—R/H front wing	AFH1702	84	1			
14	Splash plate—L/H front wing	AFH1703	85	1			
15	Screw—fixing plate	HZS0405	86	4			
16	Washer—plain—screw	PWZ204	87	4			
17	Washer—spring—screw	LWZ204	88	4			
18	Screw fixing splash plate	AFH2587		2	53K126		AFH2587 not available; use 53K126
19	Nut—screw	FNZ103		2			
20	Washer—plate—screw	AFH2546		2			
21	Washer—spring—nut	LWZ203		2			
22	Screw fixing splash plate	HZS0405		12			
23	Washer—spring—screw	LWZ204		12			
24	Washer—plain—screw	PWZ204		12			
25	Bracket assembly—splash plate	AFH1700	89	2			
26	Seal—R/H front splash plate (rubber)	AFH1701		1			
27	Seal—L/H front splash plate (rubber)	AFH1711	90	1			
28	Piping—front wing	AFH1692	91	2			
29	Wing assembly—R/H rear	AFH4480	92	1	AFH7478		AFH4480 not available; use AFH7478
30	Wing assembly—L/H rear	AFH4481	93	1	AFH7479	Com. (C) 100352	AFH4481 not available; use AFH7479
31	Screw—rear wing to body	HZS0508	94	22			
32	Washer—plate—screw	AFH2627	95	20			
33	Washer—plain—screw	PWZ205	96	2			
34	Screw—rear wing to sill	AFH2587	97	1	53K126		AFH2587 not available; use 53K126
35	Washer—plain—screw	PWZ203	98	4			
36	Washer—spring—screw	LWZ203	99	4			
37	Washer—plate—screw	AFH2546	100	4			

SERVICE PARTS LIST

THE MGA 1600

Item No.	DESCRIPTION	Commencing (C) 68851		Quantity	MODIFICATIONS		REMARKS
		Part Number	Illus. No.		New Part Number	Change Point	
	<b>Body Shell—Coupé—continued</b>						
1	Splash plate—rear wing—front—R/H	AFH4782		1			
2	Splash plate—rear wing—front—L/H	AFH4783	101	1			
3	Screw fixing plate	PTZ604	102	4			
4	Screw fixing plate	HZS0405	103	4			
5	Washer—plain—screw	PWZ204	104	4			
6	Washer—plain—screw	PWZ104	105	4			
7	Washer—spring—screw	LWZ204	106	4			
8	Nut—screw	FNZ104	107	4			
9	Seal—R/H rear splash plate (rubber)	AFH4784	108	1			
10	Seal—L/H rear splash plate (rubber)	AFH4785		1			
11	Splash plate—rear wing—rear—R/H	AFH1704	109	1			
12	Splash plate—rear wing—rear—L/H	AFH1705		1			
13	Screw fixing plate	HZS0405	110	8			
14	Washer—plain—screw	PWZ204	111	8			
15	Washer—spring—screw	LWZ204	112	8			
16	Rivet—rubber seal to plate	BRP906	113	22			
17	Piping—rear wing	AFH1698	114	2			
18	Cover plate—heater aperture	AHH5252	115	1			
19	Gasket—heater sealing	AHH5253	116	2			
20	Screw—cover plate	PMZ0810	117	8			
21	Washer—spring—screw	LWZ208	118	8			
22	Grommet—blanking heater valve control hole	4G2541	119	1			

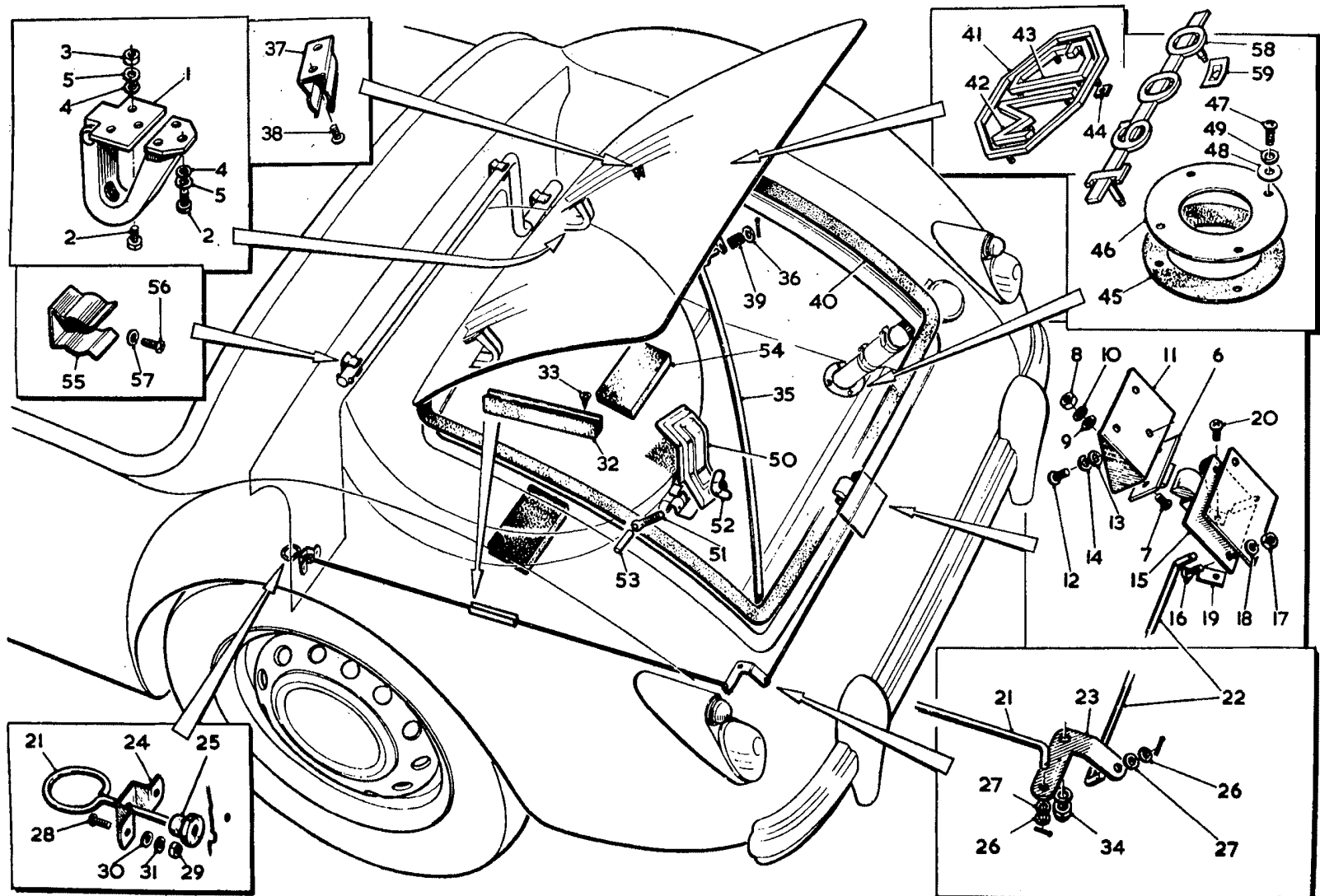


A3064A

SERVICE PARTS LIST

THE MGA 1600

Item No.	DESCRIPTION	Commencing (C) 68851		Quantity	MODIFICATIONS		REMARKS
		Part Number	Illus. No.		New Part Number	Change Point	
	<b>FLOORING—RAMPS—PROPELLER SHAFT TUNNEL— GEARBOX COVER</b>						
1	Toeboard—R/H	AHH5817	1	1			
2	Screw fixing toeboard	CMZ0416	2	5			
3	Screw fixing toeboard and speedometer cable clip—R/H	CMZ0420	3	3			
4	Toeboard—L/H	AHH5263	4	1			
5	Screw fixing toeboard	CMZ0416	5	4			
6	Screw blanking accelerator adjusting stop holes in toeboard—L/H						
7	Washer—cup—screw	CMZ0408	6	2			
8	Floorboard—front—R/H	ACA5374	7	2			
9	Screw fixing floorboard	AHH5208	8	1			
10	Floorboard—front—L/H	CMZ0416	9	8			
11	Screw fixing floorboard	AHH5209	10	1			
12	Seal—toeboard top (felt)	CMZ0416	11	7			
13	Seal—toeboard support	AHH5377	12	2			
14	Seal—toeboard support plate	AHH5378	13	2			
15	Floorboard—rear—R/H	AHH5379	14	1			
16	Screw fixing floorboard	AHH5205	15	12			
17	Floorboard—rear—L/H	CMZ0416	16	1			
18	Screw fixing floorboard	AHH5206	17	13			
19	Ramp—rear	CMZ0416	18	1			
20	Seal rear ramp centre (rubber)	AHH5207	19	1			
21	Seal—rear ramp outer (rubber)	AHH5455	20	2			
22	Screw fixing ramp	AHH5456	21	12			
23	Cover assembly—gearbox	CMZ0416	22	1			
24	Seal—gearbox cover (rubber)	AHH5815	23	2			
25	Grommet—dipstick hole	AHH5194	24	1			
26	Plate—gearbox cover cross brace	ACA5300	25	2			
27	Screw fixing gearbox cover to toeboard plate and front floorboard—L/H	AHH5226	26	2			
28	Tunnel—propeller shaft	CMZ0412	27	1	AHH6125	Com. (C) 100352	AHH5199 not available; use AHH6125
29	Seal—propeller shaft tunnel—rear (felt)	AHH5199	28	1			
30	Seal gearbox cover to tunnel (felt)	AHH5200	29	66			
31	Washer screw (countersunk)	AHH5340	30	12			Part No. change; was 94605
32	Screw floorboard carpet fixing	ACA5374	31	4			Part No. change; was 183500
33	Screw floorboard carpet fixing	LFP810	32	4			
34	Nut screw	AAA3679	33	3			
35	Washer spring—nut	AJD8012Z	34	1			
36	Packing rear floor boot	LWZ203	35	1			
37	Floorboard—R/H	AHH5180	36	1			
38	Floorboard—L/H	AHH5748	37	1			
39	Screw fixing floorboard	AHH5749	38	16			For use with de-luxe seats only
40	Cover starter motor (rubber)	CMZ0420	39	1			



A2986A



SERVICE PARTS LIST

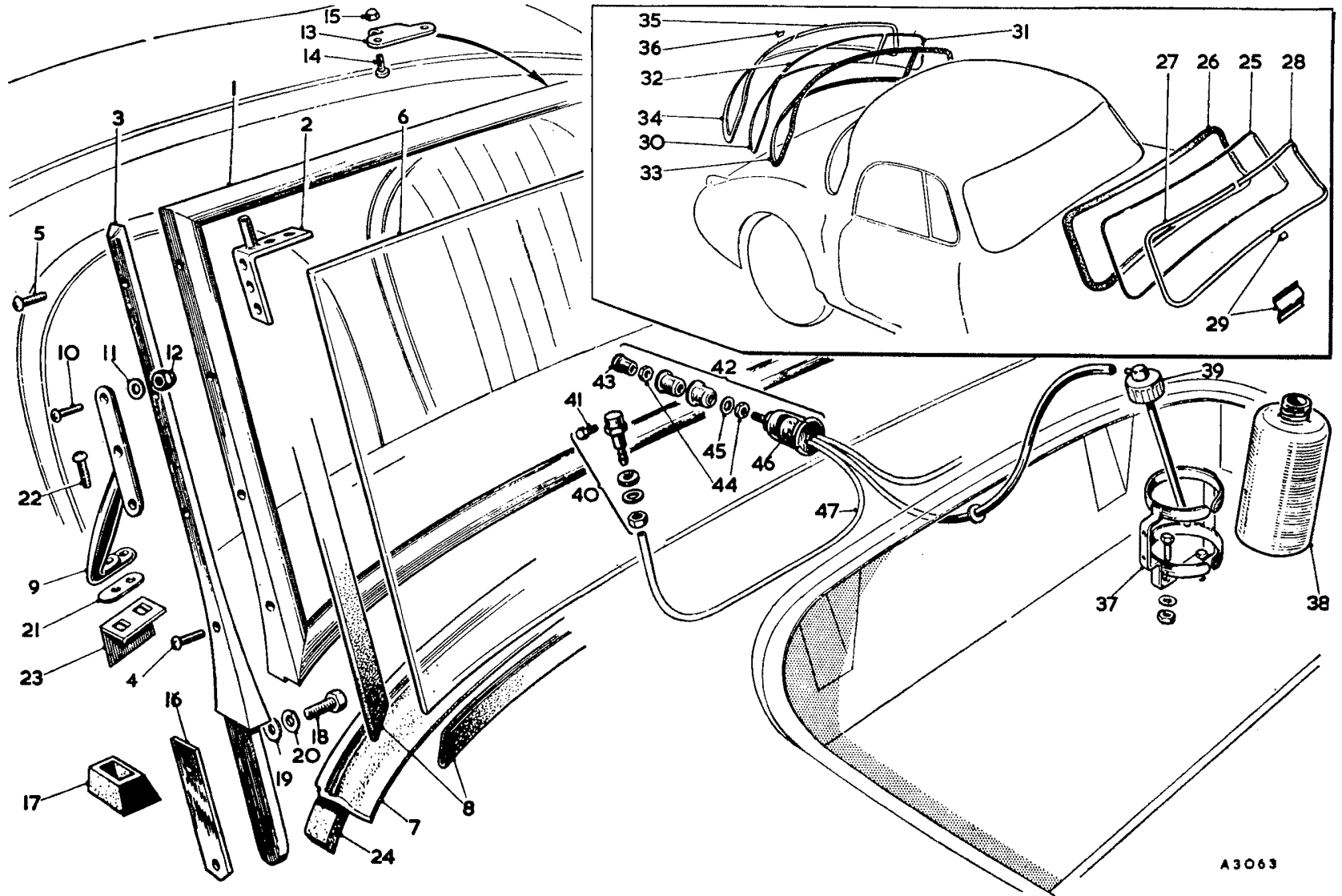
THE MGA 1600

Item No.	DESCRIPTION	Commencing (C) 68851		Quantity	MODIFICATIONS		REMARKS
		Part Number	Illus. No.		New Part Number	Change Point	
<b>BOOT LID FITTINGS</b>							
1	Hinge—boot lid—R/H	AFH1515	1	1			
2	Hinge—boot lid—L/H	AFH1514		1			
3	Screw fixing hinge	AFH2587	2	12	53K126		AFH2587 not available; use 53K126
4	Washer—plain—screw	PWZ203	3	12			
5	Washer—spring—screw	LWZ203	4	12			
6	Nut—screw	FNZ103	5	2			
7	Plate—boot lid striking	AFH1516	6	1			
8	Screw fixing plate	CMZ0310	7	2			
9	Nut—screw	FNZ103	8	2			
10	Washer—plain—nut	PWZ203	9	2			
11	Washer—spring—nut	LWZ203	10	2			
12	Bracket—striking plate	AFH1578	11	1			
13	Screw—fixing bracket	AFH2587	12	3	53K126		AFH2587 not available; use 53K126
14	Washer—plain—screw	PWZ203	13	3			
15	Washer—spring—screw	LWZ203	14	3			
16	Lock assembly—boot lid	AFH1519	15	1			
17	Screw fixing lock	PMZ0308	16	2			
18	Nut—screw	FNZ103	17	2			
19	Washer—spring—nut	LWZ203	18	2			
20	Packing—lock support bracket	AFH2622	19	1			
21	Screw fixing lock	PTZ603	20	1			
22	Rod—boot lock release—front	AFH1758	21	1			
23	Rod—boot lock release—rear	AFH1759	22	1			
24	Lever—book lock actuating	AFH1747	23	1			
25	Plate—release rod guide	AAA1882	24	1			Part No. change; was 133222
26	Grommet—release rod	AAA1881	25	1			Part No. change; was 133222
27	Washer—plain—release valve	PWZ203	26	3			
28	Washer—spring—release valve	AAA1514	27	3			Part No. change; was 128900
29	Screw fixing guide plate	PMZ0208	28	2			
30	Nut—screw	CNZ102	29	2			
31	Washer—plain—nut	PWZ202	30	2			
32	Washer—spring—nut	LWZ202	31	2			
33	Channel—release rod—retaining	AFH1789	32	1			
34	Screw—fixing channel	CTZ403	33	2			
35	Nut—actuating lever pivot	LNZ104	34	1			
36	Rod—boot lid support	AFH1756	35	1			
37	Washer—plain—support rod	PWZ105	36	1			
38	Clip—boot lid support rod	AAA1524	37	1			
39	Screw—fixing clip	PTZ603	38	2			Part No. change; was 128978
40	Spring—boot lid support rod	AAA2398	39	1			Part No. change; was 139282
41	Rubber—boot lid sealing	AFH1753	40	1			

SERVICE PARTS LIST

THE MGA 1600

Item No.	DESCRIPTION	Commencing (C) 68851		Quantity	MODIFICATIONS		REMARKS
		Part Number	Illus. No.		New Part Number	Change Point	
	<b>Boot Lid Fittings—continued</b>						
1	<b>Surround—boot lid badge</b> .....	AHH5261	41	1			
2	<b>Letter 'M'</b> .....	ADH2475	42	1			
3	<b>Letter 'Q'</b> .....	ADH2476	43	1			
4	Spire nut—surround and badge .....	PFS103	44	13			
5	Seal—petrol filler .....	AHH5260	45	1			
6	Plate—petrol filler seal cover .....	AHH5259	46	1			
7	Screw fixing seal and plate .....	PMZ0308	47	3			
8	Washer—screw (special) .....	AJD7212	48	3			
9	Washer—spring—screw .....	LWZ208	49	3			
10	<b>Clamp—spare wheel</b> .....	H7336	50	1			
11	Bolt—spare wheel clamp .....	AHH5349	51	1			
12	Nut—bolt (wing) .....	AHH5351	52	1			
13	Pin—spare wheel fixing cross .....	AHH5350	53	1			
14	Packing—spare wheel (felt) .....	AHH5459	54	2			
15	Clip—starting handle .....	ADB4825	55	3			
16	Screw fixing clip .....	PMZ0305	56	3			Part No. change; was 5843
17	Washer spring screw .....	LWZ208	57	3			
18	<b>Motif '1600'</b> .....	AHH15014	58	1		Fin. (C) 100351	
19	<b>Motif '1600 Mk. II'</b> .....			1	AHH16083	Com. (C) 100352	
20	Push on fix .....	BHA4082	59	2			



A3063

SERVICE PARTS LIST

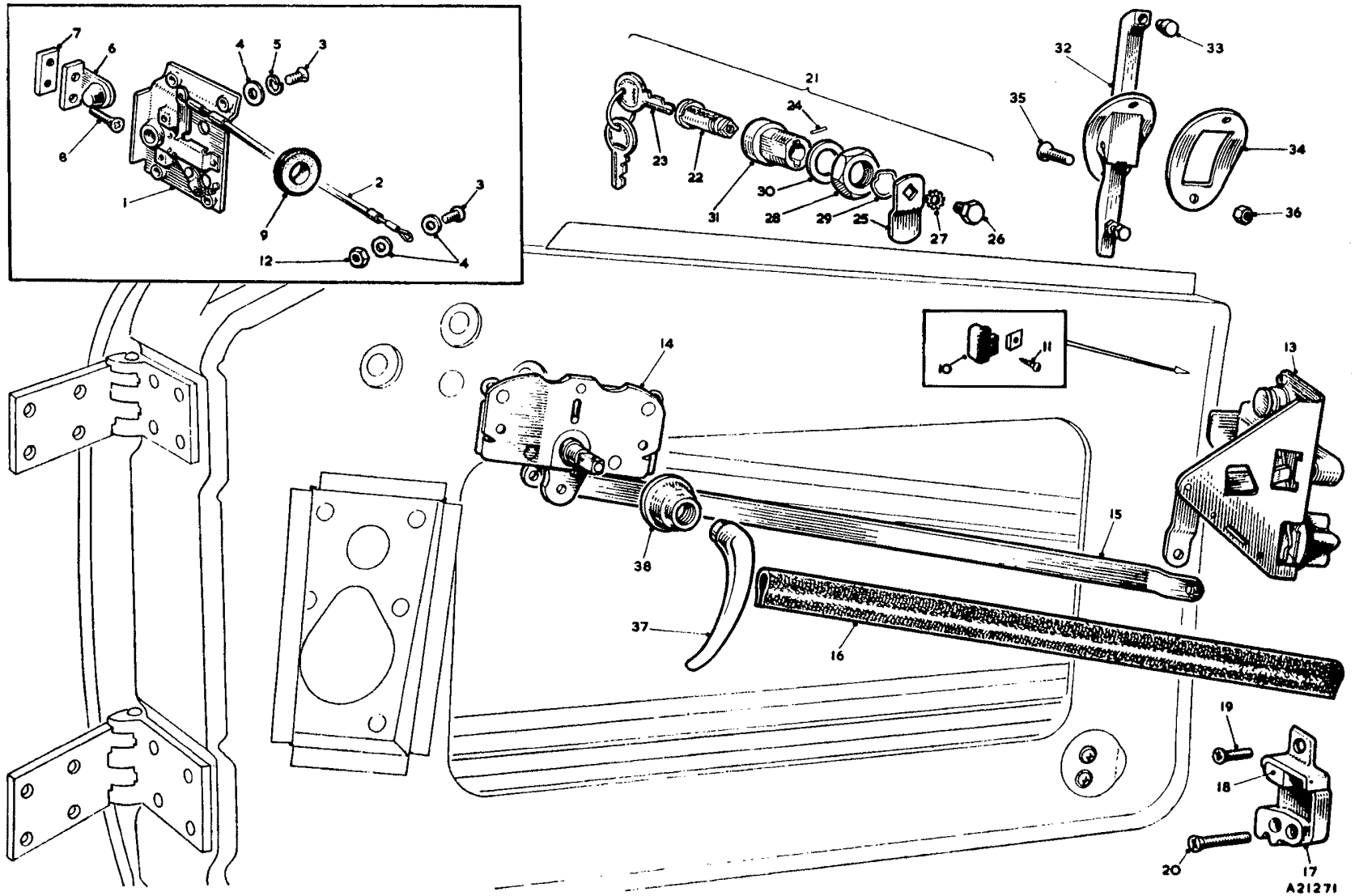
THE MGA 1600

Item No.	DESCRIPTION	Commencing (C) 68851		Quantity	MODIFICATIONS		REMARKS
		Part Number	Illus. No.		New Part Number	Change Point	
	<b>WINDSCREEN</b>						
1	<b>Windscreen assembly</b> .....	AFH6768		1			
2	<b>Frame</b> .....	AFH6769	1	1			
3	Peg—hood attachment—R/H .....	AFH2630	2	1			
4	Peg—hood attachment—L/H .....	AFH2631		1			
5	Stanchion—R/H .....	AFH1718	3	1			
6	Stanchion—L/H .....	AFH1719		1			
7	Screw fixing stanchion (long) .....	AJD2246C	4	2			
8	Screw fixing stanchion (short) .....	AJD2245C	5	6			
9	<b>Glass—windscreen</b> .....	AFH1720	6	1			
10	Apron (rubber) .....	AFH1721	7	1			
11	Rubber—glazing .....	AFH1724	8	1			
12	Handle—grab—R/H .....	AFH1722	9	1			
13	Handle—grab—L/H .....	AFH1723		1			
14	Screw fixing handle .....	CMP0307	10	6			
15	Washer—plain—screw .....	PWZ203	11	6			
16	Nut—screw (dome) .....	AFH2809	12	6			
17	Catch—hood centre .....	AFH6773	13	1			
18	Screw fixing catch .....	AFH5457	14	2			
19	Nut—screw .....	AFH5458	15	2			
20	Packing—stanchion (fibre) .....	AFH2547	16	A/R			
21	Grommet—stanchion to body .....	AFH1726	16	2			
22	Bolt—stanchion to body .....	HBZ0610	18	4			
23	Washer—plain—screw .....	PWZ106	19	4			
24	Washer—spring—screw .....	LWZ206	20	4			
25	Packing—grab handle .....	AFH1687	21	2			
26	Screw—grab handle to body ( $\frac{3}{8}$ " .....	RMP0312	22	2			
27	Screw—grab handle to body (1" .....	RMP0316		2			
28	Reinforcement assembly—grab handle .....	AFH1787	23	2			
29	Packing—windscreen (rubber) .....	AFH2868	24	2			
30	<b>Glass—windscreen</b> .....	AFH3830	25	1			
31	Rubber—windscreen surround .....	AFH3831	26	1			
32	Finisher—windscreen surround—R/H .....	AFH2832	27	1			
33	Finisher—windscreen surround—L/H .....	AFH3833	28	1			
34	Joint piece—windscreen finisher .....	AFH3778	29	2			
	<b>BACKLIGHT</b>						
35	<b>Glass—backlight—side—R/H</b> .....	AFH3834	30	1			
36	<b>Glass—backlight—side—L/H</b> .....	AFH3835	31	1			
37	<b>Glass—backlight—centre</b> .....	AFH3836	32	1			
38	Rubber—backlight surround .....	AFH3837	33	1			
39	Finisher—backlight surround—R/H .....	AFH3838	34	1			
40	Finisher—backlight surround—L/H .....	AFH3839	35	1			
41	Jointing piece—backlight finisher .....	AFH3778	36	2			

SERVICE PARTS LIST

THE MGA 1600

Item No.	DESCRIPTION	Commencing (C) 68851		Quantity	MODIFICATIONS		REMARKS
		Part Number	Illus. No.		New Part Number	Change Point	
	<b>WINDSCREEN WASHER</b>						
1	Washer kit—windscreen.....	AHH5700		1	AHH5983	Com. (C) 80390	AHH5700 not available; use AHH5983
2	Bracket .....	7H9781	37	1			
3	Container—20 oz. (1½" neck).....	7H9779	38	1		] Fin. (C) 80389	Not available; use 13H277 with 37H9716
4	Cap assembly—1½" .....	7H9785	39	1			Not available; use 13H227 with 37H9716
5	Container—20 oz. (2 3/16" neck).....	13H227		1			
6	Cap assembly—2 3/16" .....	37H9716		1			
7	<b>Jet mounting assembly</b> .....	13H231	40	2			Part. No. change; was 27H9622
8	Jet .....	27H9623	41	2			
9	<b>Control assembly</b> .....	27H9654	42	1	37H9730	Com. (C) 80390	27H9654 not available; use 37H9730
10	Knob .....	27H9625	43	1			
11	Back nut .....	27H9655	44	2			
12	Washer shakeproof.....	1WN406	45	1			
13	Bulb rubber.....	27H9626	46	1	27H9824	Com. (C) 80390	Part No. change; was 7H9782
14	Tubing .....	37H9708	47	A/R			Only available in multiples of feet



SERVICE PARTS LIST

THE MGA 1600

Item No.	DESCRIPTION	Commencing (C) 68351		Quantity	MODIFICATIONS		REMARKS
		Part Number	Illus. No.		New Part Number	Change Point	
	<b>DOOR FITTINGS</b>						
1	Lock assembly—door—R/H	AFH1682	1	1			
2	Lock assembly—door—L/H	AFH1683		1			
3	Cable—operating	7H9958	2	2			
4	Screw fixing lock	PMZ0308	3	10			
5	Washer—plain—screw	PWZ203	4	10			
6	Washer—spring—screw	LWZ203	5	10			
7	Plate—striking	AFH1684	6	2			
8	Plate—striker tapping	AFH1685	7	2			
9	Screw fixing striker	CMZ0412	8	4			
10	Grommet—door lock release (rubber)	RFN110	9	2			
11	Buffer assembly—door	AAA5115	10	4			Part No. change; was MB19556
12	Screw fixing buffer	AJD2245ZP	11	4			
13	Nut—door lock cable	FNZ103	12	2			
14	Lock assembly—door—R/H	AFH3894		1			
15	Lock assembly—door—L/H	AFH3895		1			
16	Lock—R/H	17H9736	13	1			
17	Lock—L/H	17H9737		1			
18	Remote control mechanism—R/H	17H9738	14	1			
19	Remote control mechanism—L/H	17H9739		1			
20	Link—connecting	17H9740	15	2			
21	Sleeve—anti-rattle	17H9735	16	2			
22	Washer (rubber)	17H9742	39	4			
23	Rivet	17H9743	40	4			
24	Screw fixing lock	PMZ0306		14			
25	Washer—plain—screw	PWZ203		6			
26	Washer—spring—screw	LWZ203		6			
27	Washer—shakeproof—for screw	LWZ403		8			Part No. change; was AJD7623
28	Plate—striker—R/H	AFH3896	17	1			
29	Plate—striker—L/H	AFH3897		1			
30	Plate—striker tapping	AFH3792	18	2			
31	Screw fixing striker— $\frac{3}{4}$ "	CMZ0412	19	2			
32	Screw fixing striker— $\frac{1}{4}$ "	CMZ0420	20	4			

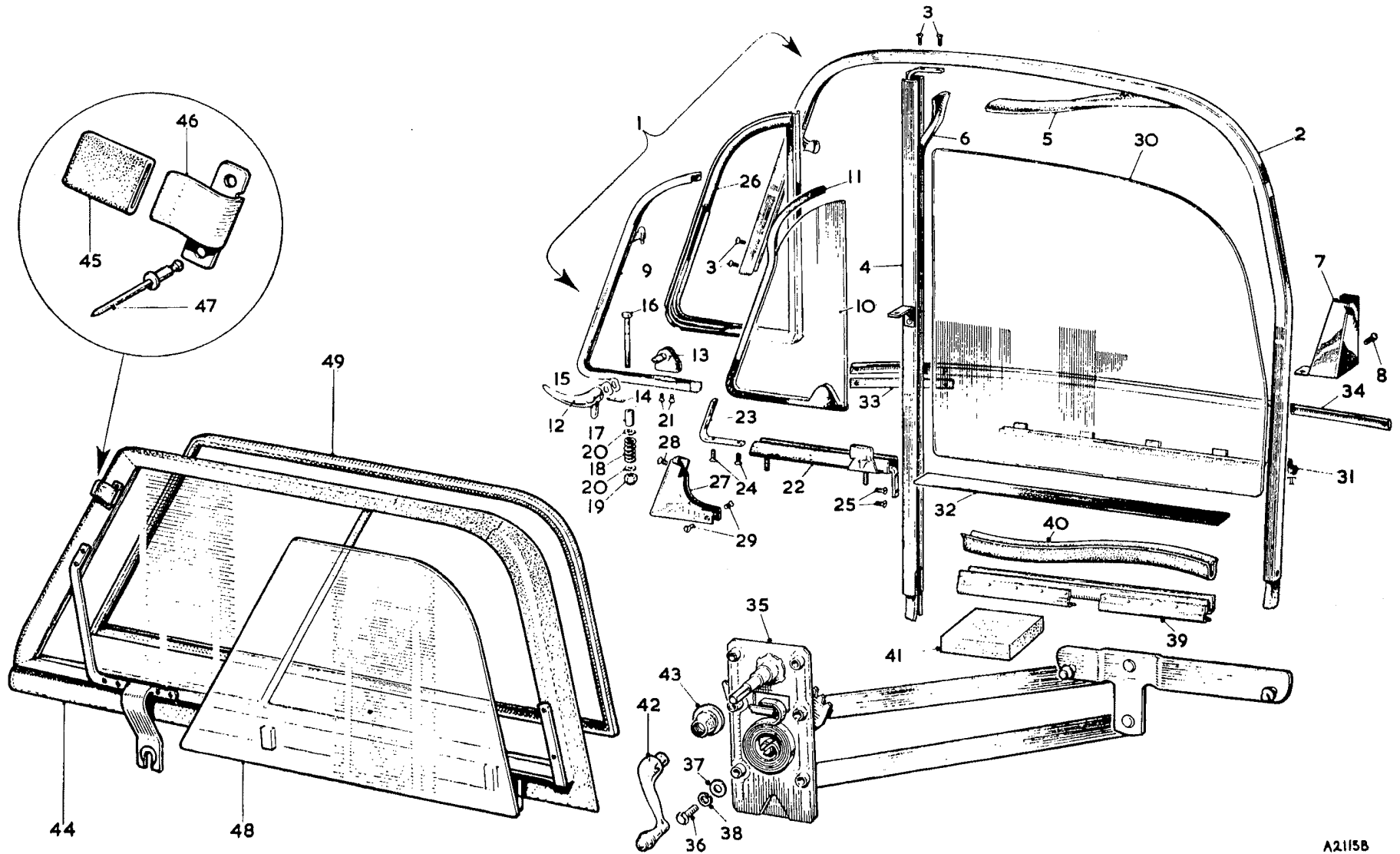
SERVICE PARTS LIST

THE MGA 1600

Item No.	DESCRIPTION	Commencing (C) 68851		Quantity	MODIFICATIONS		REMARKS
		Part Number	Illus. No.		New Part Number	Change Point	
	<b>Door Fittings - continued</b>						
1	<b>Lock assembly—private</b>	AFH3893	21	1			
2	<b>Cylinder—lock with keys</b>	24G1346	22	1			Part No. change; was 17H9745
3	Key	ANK4646	23	2			
4	Peg—retaining	17H9930	24	1			
5	Latch	17H9744	25	1			
6	Bolt—latch	AKC453	26	1			
7	Washer—bolt	LWN504	27	1			Part No. change; was 17H9741
8	Locknut	AKC455	28	1			
9	Washer (waved)	AKC454	29	1			
10	Washer—seating	AKC451	30	1			
11	Housing—lock	AKC458	31	1			
12	<b>Handle—door</b>	AFH3796	32	2			
13	Insert—door handle (rubber)	17H9989	33	2			
14	Washer—seating	AFH4513	34	2			
15	Screw fixing handle	RM10308	35	4			
16	Nut screw	LNZ203	36	4			
17	<b>Handle—remote control</b>	AD115482	37	2			
18	Escutcheon assembly handle	AD13709	38	2			

W





A2115B

SERVICE PARTS LIST

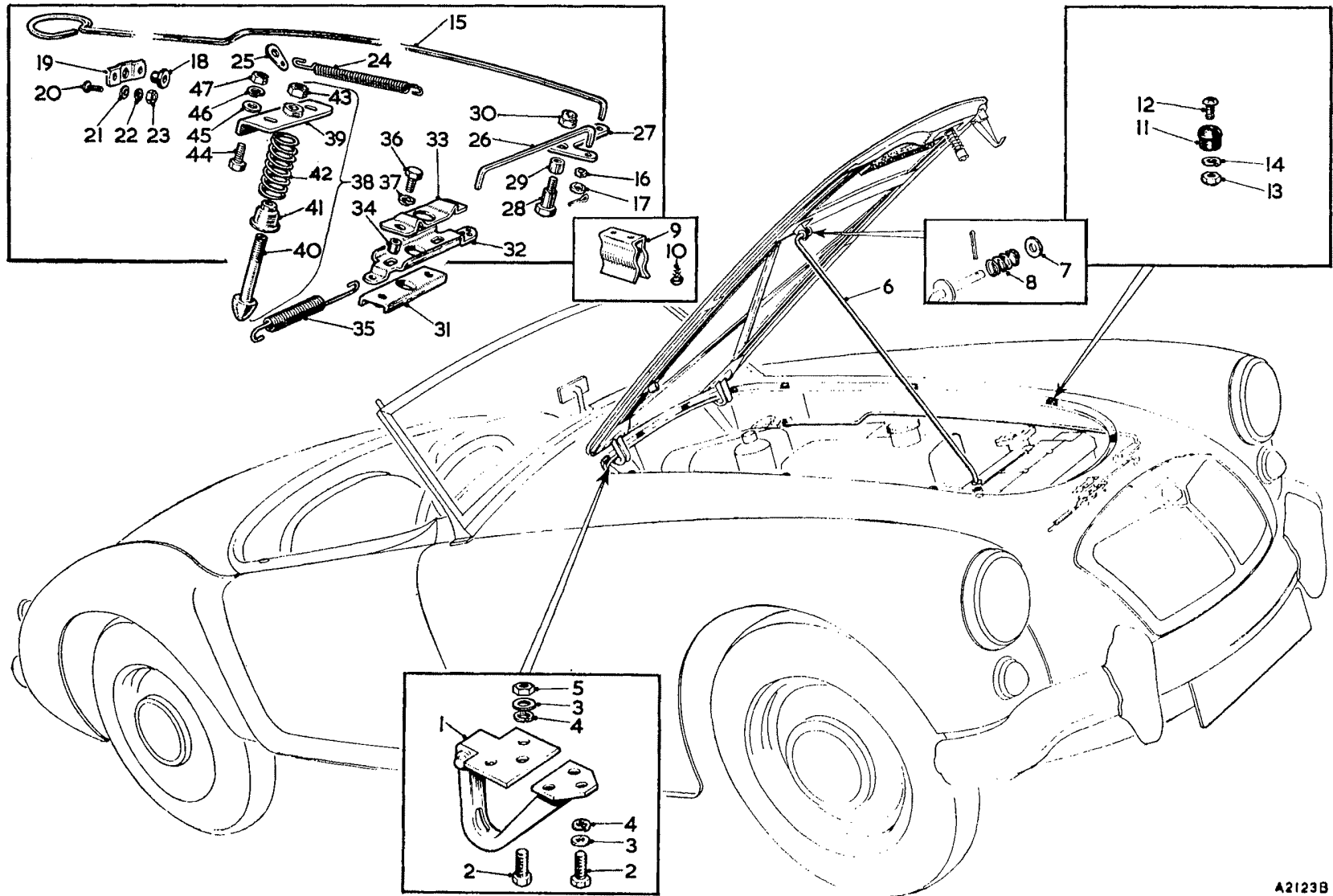
THE MGA 1600

Item No.	DESCRIPTION	Commencing (C) 68851		Quantity	MODIFICATIONS		REMARKS
		Part Number	Illus. No.		New Part Number	Change Point	
	<b>WINDOWS</b>						
	<b>COUPE</b>						
1	Frame and ventilator assembly—R/H	AFH3802	1	1			
2	Frame and ventilator assembly—L/H	AFH3803	1	1			
3	Channel assembly—R/H—surround	AFH4858	2	1			
4	Channel assembly—L/H—surround	AFH4859	1	1			
5	Screw fixing channel	RMP0204	3	4			
6	Channel assembly—R/H—vertical	AFH4860	4	1			
7	Channel assembly—L/H—vertical	AFH4861	1	1			
8	Strip—surround channel (felt)	AFH4862	5	2			
9	Strip—surround channel (felt)	AFH4863	6	2			
10	Blending piece—rear—R/H	AFH4864	7	1			
11	Blending piece—rear—L/H	AFH4865	2	2			
12	Screw fixing blending piece	17H9935	8	2			
13	Ventilator assembly—R/H	AFH4848	1	1			
14	Ventilator assembly—L/H	AFH4849	1	1			
15	Frame assembly—R/H	AFH4872	9	1			
16	Frame assembly—L/H	AFH4873	1	1			
17	Glass	AFH4847	10	2			
18	Strip—glazing	AFH4874	11	2			
19	Handle—locking—R/H	AFH6532	12	1			
20	Handle—locking—L/H	AFH6533	1	1			
21	Bracket—locking handle	AFH6531	13	2			
22	Pin—locking handle	AFH6534	14	2			
23	Washer—locking handle (waved)	AFH4875	15	4			
24	Bolt—vent pivot	AFH4876	16	2			
25	Sleeve—bolt	AFH4877	17	2			
26	Spring—bolt	AFH4878	18	2			
27	Nut—bolt	LNZ204	19	2	2K3975	Part number correction	1/4-26-BSF hex nut (not 1/4-28-UNF)
28	Washer—plain—nut	PWZ204	20	4			
29	Screw fixing bracket	CMF0204	21	4			
30	Channel—assembly—R/H—bottom	AFH4866	22	1			
31	Channel—assembly—L/H—bottom	AFH4867	1	1			
32	Bracket—corner front	AFH4868	23	2			
33	Screw fixing bracket—front	CMZ0204	24	8			
34	Screw fixing bracket—rear	CMZ0204	25	4			
35	Rubber—surround—R/H	AFH4870	26	1			
36	Rubber—surround—L/H	AFH4871	1	1			
37	Blending piece—front	AFH4869	27	2			
38	Screw fixing blending piece	17H9934	28	2	7H9914		17H9934 not available; use 7H9914
39	Screw fixing blending piece	17H9935	29	4			
40	Glass—door	AFH4453	30	2			
41	Weatherstrip—window frame	AFH4455	31	2			

SERVICE PARTS LIST

THE MGA 1600

Item No.	DESCRIPTION	Commencing (C) 68851		Quantity	MODIFICATIONS		REMARKS
		Part Number	Illus. No.		New Part Number	Change Point	
	<b>Windows—Coupé—continued</b>						
1	Weatherstrip—garnish rail	AFH4456	32	2			
2	Packing—weatherstrip finisher	AFH4569	33	2			
3	Finisher—weatherstrip—R/H	AFH4458	34	1			
4	Finisher—weatherstrip—L/H	AFH4459		1			
5	<b>Regulator assembly—R/H</b>	AFH3898	35	1			
6	<b>Regulator assembly—L/H</b>	AFH3890		1			
7	Screw fixing regulator	HZS0404	36	12			
8	Washer—plain—screw	PWZ204	37	12			
9	Washer—spring—screw	LWZ204	38	12			
10	Channel—glass lower	AFH8900	39	2			
11	Strip—glazing	AFH4454	40	2			
12	Buffer—door glass stop (rubber)	AFH4568	41	2			
13	Handle—window regulator	ADH5481	42	2			
14	Escutcheon assembly—handle	ABD709	43	2			
	<b>SIDESCREENS TOURER</b>						
15	<b>Sidescreen assembly—R/H—Grey</b>	AFH6612	44	1	AFH6896	] Com. (C) 96260	AFH6612 not available; use AFH6896
16	<b>Sidescreen assembly—L/H—Grey</b>	AFH6613		1	AFH6897		
17	Sidescreen assembly—R/H—Beige	AFH6798		1	AFH6898	] Com. (C) 96806	AFH6897 AFH6798 not available; use AFH6898
18	Sidescreen assembly—L/H—Beige	AFH6799		1	AFH6899		
19	Sidescreen assembly—R/H—Blue	AFH6800		1	AFH7450	] Com. (C) 97104	AFH6899 AFH6800 not available; use AFH7450
20	Sidescreen assembly—L/H—Blue	AFH6801		1	AFH7451		
21	Sleeve—front clip (rubber)	AFH6821	45	2			
22	Clip—sidescreen front	AFH6820	46	2			
23	Rivet—pop	37H9776	47	4			
24	Sliding sidescreen panel—R/H	AFH6814	48	1			
25	Sliding sidescreen panel—L/H	AFH6815		1			AFH6815 correction; was AFH6814
26	Silent channel	AFH6824	49	2			



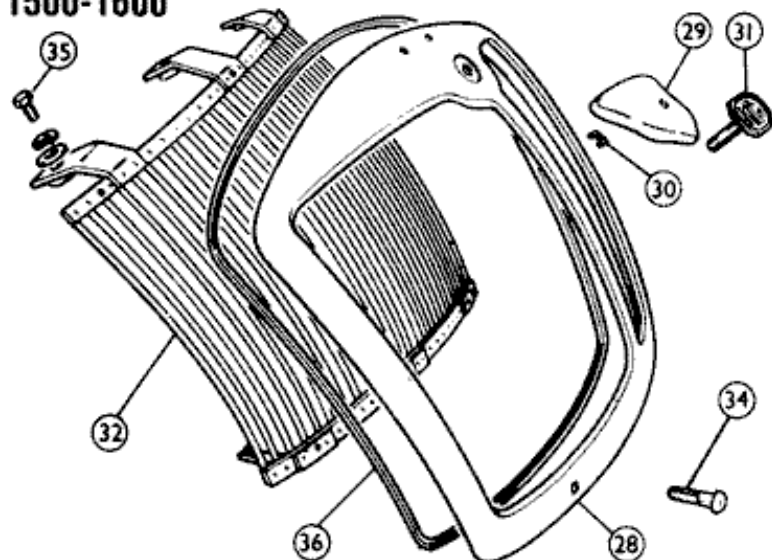
A2123B

SERVICE PARTS LIST

THE MGA 1600

Item No.	DESCRIPTION	Commencing (C) 68851		Quantity	MODIFICATIONS		REMARKS
		Part Number	Illus. No.		New Part Number	Change Point	
	<b>BONNET FITTINGS</b>						
1	Hinge—bonnet lid—R/H	AFH1514	1	1			
2	Hinge—bonnet lid—L/H	AFH1515		1			
3	Screw fixing hinge	AFH2587	2	12	53K126		AFH2587 not available; use 53K126
4	Washer—plain—screw	PWZ203	3	12			
5	Washer—spring—screw	LWZ203	4	12			
6	Nut—screw	FNZ103	5	2			
7	Rod—lid support	AFH1755	6	1			
8	Washer—plain—rod	PWZ105	7	1			
9	Spring—rod	AAA2398	8	1			Part No. change; was 139282
10	Clip—rod	AHH5460	9	1			
11	Screw fixing clip	PTZ603	10	2			
12	Buffer—bonnet lid	AAA4598	11	10			Part No. change; was 271601
13	Screw fixing buffer	PMZ0208	12	10			
14	Nut—screw	CNZ102	13	10			
15	Washer—spring—nut	LWZ202	14	10			
16	Rod—bonnet catch control	AFH1757	15	1			
17	Washer—spring—rod	AAA1514	16	3			Part No. change; was 12890
18	Washer—plain—rod	PWZ203	17	3			
19	Grommet—dash panel	AAA1881	18	1			Part No. change; was 133221
20	Plate—grommet retaining	AAA1882	19	1			Part No. change; was 133222
21	Screw fixing plate	PMZ0208	20	2			
22	Washer—plain—screw	PWZ202	21	2			
23	Washer—spring—screw	LWZ202	22	2			
24	Nut—screw	CNZ102	23	1			
25	Spring—anti-rattle	AAA788	24	1			Part No. change; was 95219
26	Plate—spring tension	ADA2463	25	1			
27	Rod—control	AAA1876	26	1			Part No. change; was 133213
28	Lever—control rod	AFH1654	27	1			
29	Bolt—lever pivot	AFH1655	28	1			
30	Tube—bolt distance	AFH1675	29	1			
31	Nut—bolt	LNZ103	30	1			
32	Support assembly—slider	ADH456	31	1			
33	Slider—bonnet catch	ADA461	32	1			
34	Plate—guide	ADA463	33	1			
35	Tube—distance	ADA464	34	2			
36	Spring—tension	ADA466	35	1			
37	Bolt fixing catch	HBZ0408	36	2			
38	Washer—spring—bolt	LWZ204	37	2			
39	<b>Pin assembly—striker</b>	AFH1739	38	1			
40	Bracket	ADH4869	39	1			
41	Pin	ADC2781	40	1	14A6586		ADC2781 not available; use 14A6586
42	Cup—spring retaining	ADA458	41	1			
43	Spring	14B2846	42	1			
44	Nut	FNZ206	43	1			
45	Screw fixing pin	HZS0405	44	2			
46	Washer—plain—screw	PWZ204	45	2			
47	Washer—spring—screw	LWZ204	46	2			
48	Nut—screw	FNZ104	47	2			

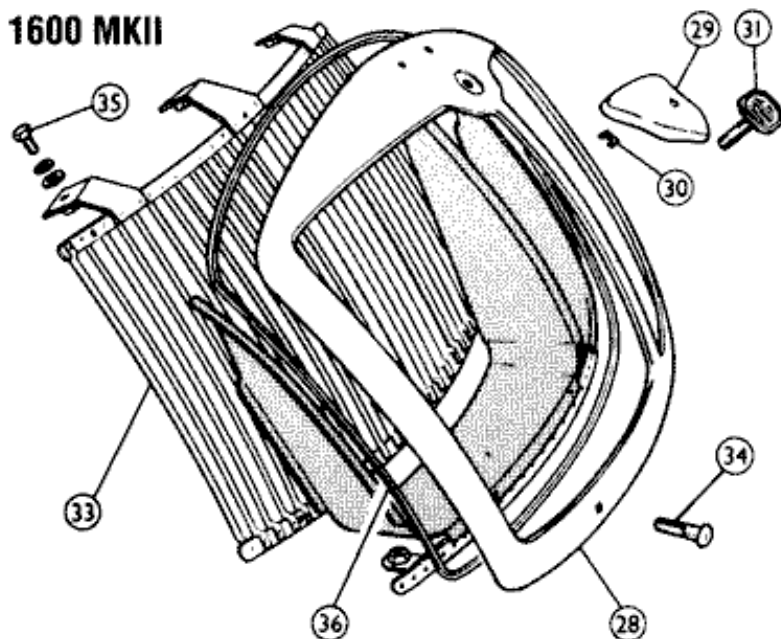
## 1500-1600

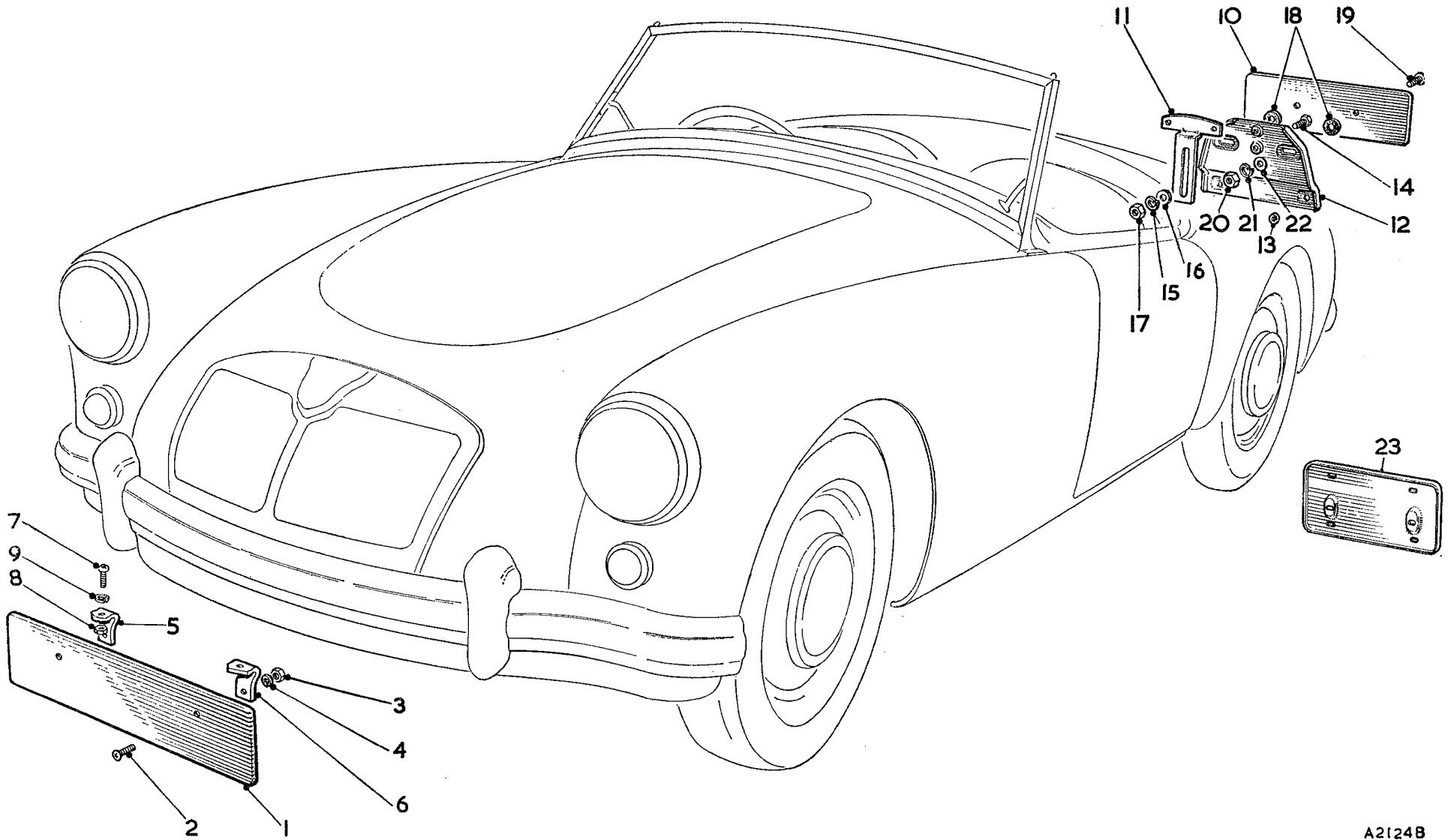


This page is added, was not part of the original SPL.

Item	Part No.	Description
	ARH52	SHELL & GRILLE, flat (1500-1600)
	ARH55	SHELL & GRILLE, recessed (MK-II)
28	ARH901	SHELL, fits both grilles
29	ARH902	FALSE NOSE
30	PFS106	SPEED NUT (false nose) (2 req'd)
31	ARH900	BADGE
32	ARH883	GRILLE, flat (1500-1600)
33	ARH1700	GRILLE, recessed (MkII)
34	ARH899	BOLT, grille to shell (2 req'd)
	GHF206	NUT (5 req'd)
35	SH604041	SCREW, grille to body (6 req'd)
36	AHH5179	GRILLE PIPING

## 1600 MKII





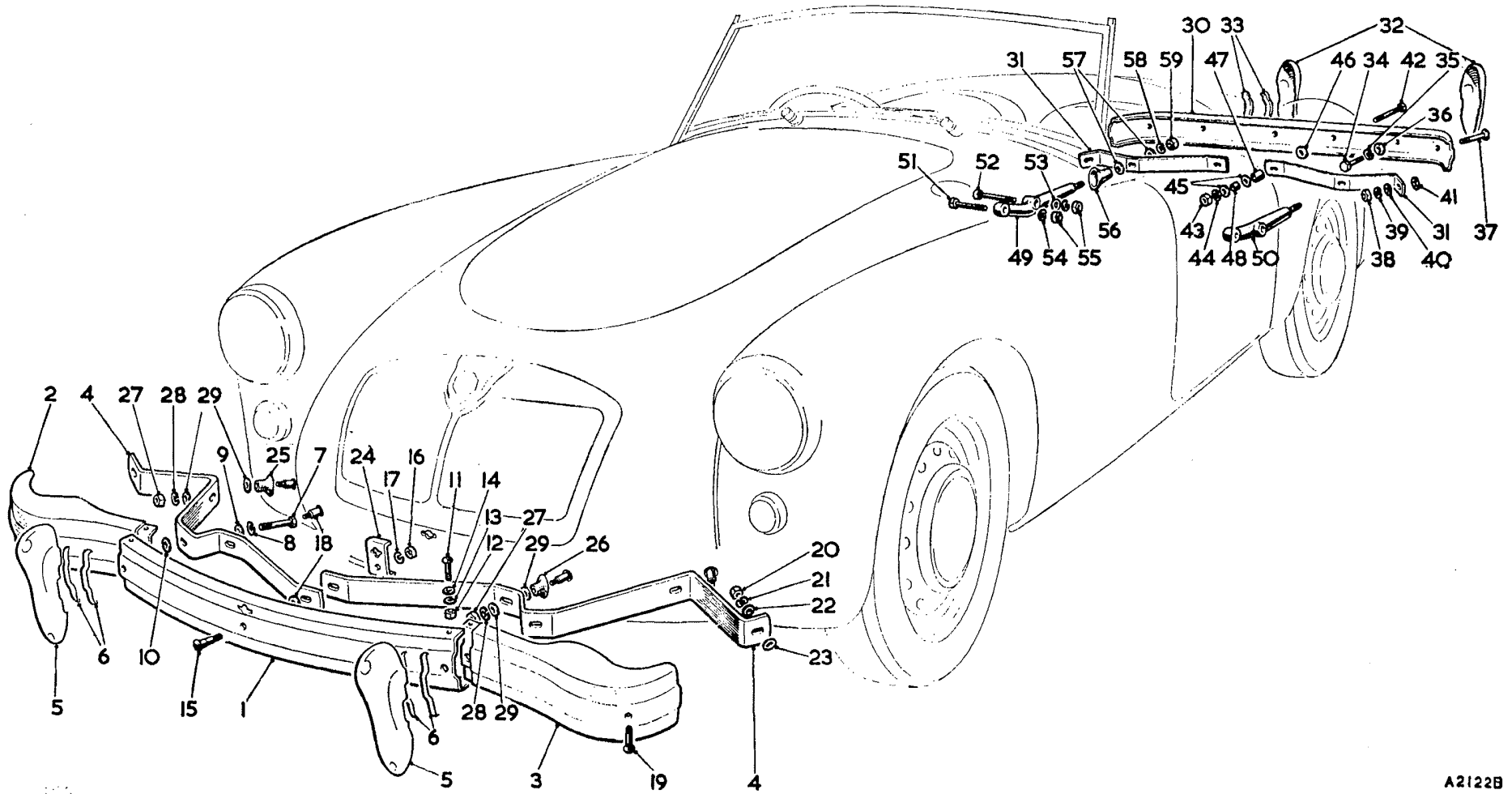
A2124B

**SERVICE PARTS LIST**

**THE MGA 1600**

Item No.	DESCRIPTION	Commencing (C) 68851		Quantity	MODIFICATIONS		REMARKS
		Part Number	Illus. No.		New Part Number	Change Point	
<b>NUMBER PLATE AND FITTINGS</b>							
1	<b>Number plate—front</b>	ALK3268	1	1			
2	Screw—plate to bracket	PMZ0410	2	2			Part No. change; was ACH5835
3	Nut—screw	FNZ105	3	2			
4	Washer—spring	LWZ204	4	2			
5	Bracket—number plate --R/H	AHH5161	5	1			
6	Bracket—number plate --L/H	AHH5162	6	1			
7	Screw—bracket to bumper	PMZ0408	7	2			
8	Nut—screw	FNZ104	8	2			
9	Washer—spring	LWZ204	9	2			
10	<b>Number plate—rear</b>	ADG474	10	1			
11	Bracket—lamp	AAA2179	11	1			Part No. change; was 186271
12	Bracket—number plate mounting	AHH5151	12	1			
13	Washer—number plate (rubber)	AAA5053	13	4			Part No. change; was 500946
14	Screw lamp bracket to mounting bracket	HZS0505	14	2			
15	Washer spring	LWZ205	15	2			
16	Washer plain	PWZ105	16	2			
17	Locknut screw	FNZ205	17	2			
18	Washer number plate to bracket (packing)	AHH51712	18	2			
19	Screw number plate to bracket	PMZ0410	19	2			
20	Nut screw	FNZ104	20	2			
21	Washer spring	LWZ204	21	2			
22	Washer plain	PWZ104	22	2			
23	<b>Support—number plate</b>	<b>N. America</b> AHA5211	23	1			





A2122B

SERVICE PARTS LIST

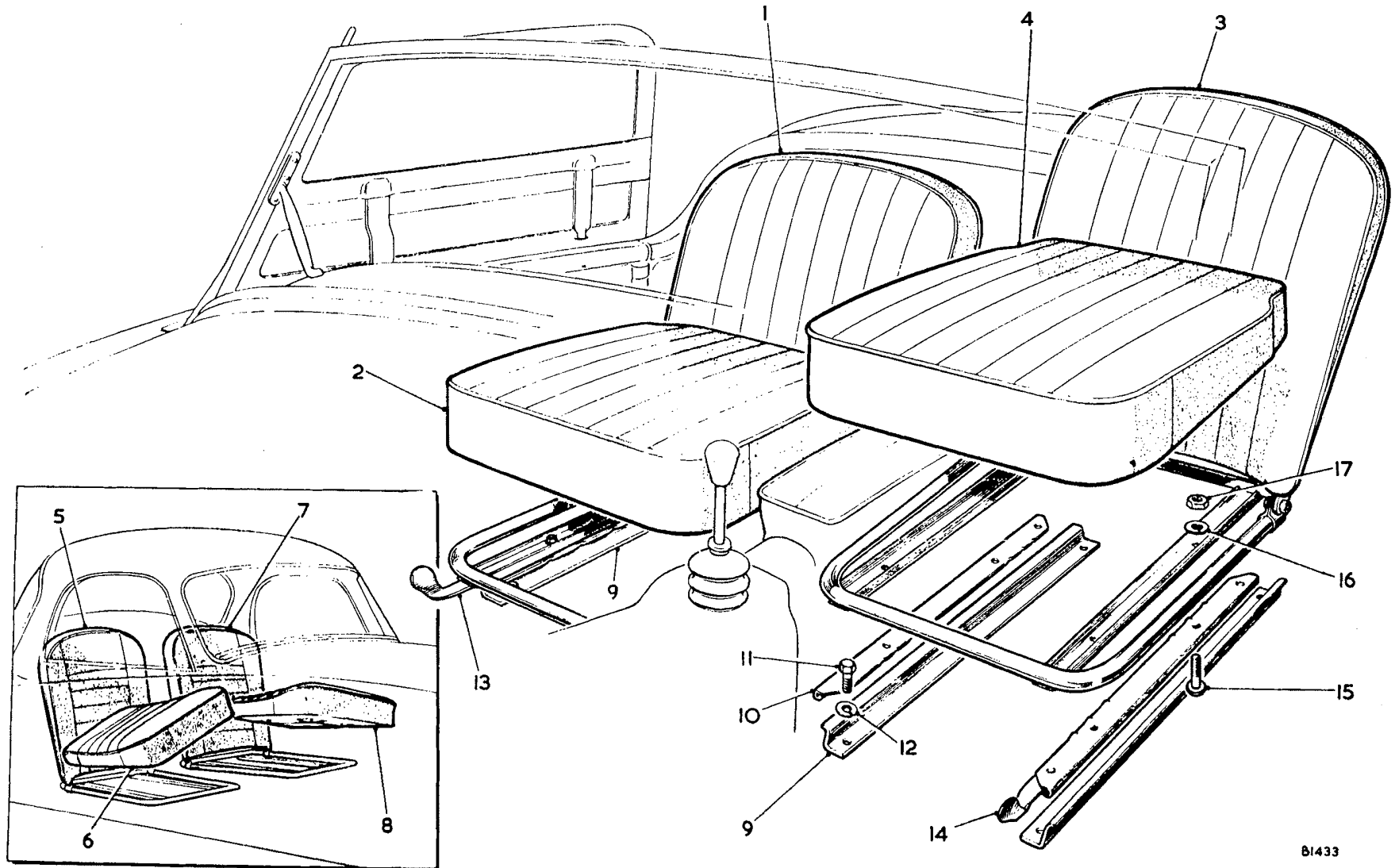
THE MGA 1600

Item No.	DESCRIPTION	Commencing (C) 68851		Quantity	MODIFICATIONS		REMARKS
		Part Number	Illus. No.		New Part Number	Change Point	
<b>BUMPERS AND FITTINGS</b>							
1	<b>Bumper assembly—front</b>	N.S.P.		1			
2	Bar—centre	AHH5474	1	1			
3	Bar—corner—R/H	AHH5486	2	1			
4	Bar—corner—L/H	AHH5487	3	1			
5	Spring—main	AHH5476	4	2			
6	Over-rider assembly	AHH5478	5	2			
7	Moulding (P.V.C.)	AHH5488	6	4			
8	Bolt—over-rider to bumper bar	HBZ0620	7	2			
9	Washer—spring—bolt	LWZ206	8	2			
10	Washer—plain—bolt	PWZ106	9	2			
11	Washer—special—bolt	AHH5494	10	2			
12	Bolt—corner bar to centre bar	IG9840	11	2			
13	Nut—bolt	FNZ105	12	2			
14	Washer—spring—nut	LWZ205	13	2			
15	Washer—special—nut	AHH5492	14	2			
16	Bolt—mainspring to centre bar	AHH5479	15	1	ACH9287		AHH5492 not available; use ACH9287
17	Nut—bolt	FNZ106	16	1			
18	Washer—spring—nut	LWZ206	17	1			
19	Washer—special—nut	AHH5494	18	1			
20	Bolt—mainspring to corner bar	IG9872	19	2			Part No. change; was AHH5480
21	Nut—bolt	FNZ106	20	2			
22	Washer—spring—nut	LWZ206	21	2			
23	Washer—plain—nut	PWZ106	22	2			
24	Washer—special—nut	AHH5494	23	2			
25	Bracket—starting handle	AHH5477	24	1			
26	Grommet—outer stud	AHH5163	25	2			
27	Grommet—inner stud	AHH5164	26	2			
28	Nut—bumper support stud	FNZ108	27	4			
29	Washer—spring—nut	LWZ208	28	4			
30	Washer—plain—nut	PWZ208	29	8			
31	<b>Bumper assembly—rear</b>	N.S.P.		1			
32	Bar—bumper	AHH5481	30	1			
33	Spring—main	AHH5482	31	2			
34	Over-rider assembly	AHH5478	32	2			
35	Moulding (P.V.C.)	AHH5488	33	4			
36	Bolt—over-rider to bumper bar	HBZ0616	34	2			
37	Washer—spring—bolt	LWZ206	35	2			
38	Washer—special—bolt	AHH5494	36	2			

SERVICE PARTS LIST

THE MGA 1600

Item No.	DESCRIPTION	Commencing (C) 08851		Quantity	MODIFICATIONS		REMARKS
		Part Number	Illus. No.		New Part Number	Change Point	
<b>Bumpers and Fittings—continued</b>							
1	Bolt—mainspring to bar (outer).....	1G9872	37	2			Part No. change; was AHH5480
2	Nut—bolt .....	FNZ106	38	2			
3	Washer—spring—nut .....	LWZ206	39	2			
4	Washer—plain—nut .....	PWZ106	40	2			
5	Washer—special—nut .....	AHH5494	41	2			
6	Bolt—mainspring to bar (inner) .....	AHH5485	42	2			
7	Nut—bolt .....	FNZ106	43	2			
8	Washer—spring—nut .....	LWZ206	44	2			
9	Washer—plain—nut .....	PWZ206	45	1			
10	Washer—special—nut .....	AHH5494	46	2			
11	Distance piece—mainspring to bolt .....	AHH5483	47	2			
12	Distance tube—mainspring to bolt .....	AHH5484	48	2			
13	<b>Bracket—rear bumper mounting—R/H</b>	AHH5093	49	1			
14	<b>Bracket—rear bumper mounting—L/H</b>	AHH5094	50	1			
15	Bolt fixing bracket .....	HBZ0730	51	2			
16	Bolt fixing bracket .....	HBZ0732	52	2			
17	Washer—plain—bolt .....	PWZ107	53	2			
18	Washer—spring—bolt .....	LWZ207	54	4			
19	Nut—bolt .....	FNZ107	55	4			
20	Grommet—bracket (rubber) .....	AAA1045	56	2			
21	Washer—plain—bumper stud .....	PWZ208	58	4/2			
22	Washer—spring—bumper stud .....	LWZ208	59	2			
23	Nut—stud .....	FNZ108	59	2			
24	Distance piece—rear bumper .....			2	AHH6161	Fin. (C) 102380 ?	
25	Locknut—stud .....		57 ?	2	FNZ208	Com. (C) 102381	



81433

SERVICE PARTS LIST

THE MGA 1600

Item No.	DESCRIPTION	Commencing (C) 68851		Quantity	MODIFICATIONS		REMARKS
		Part Number	Illus. No.		New Part Number	Change Point	
<b>SEATS AND SEAT FITTINGS</b>							
1	Seat assembly less cushion—bucket—R/H—Red with Red piping .....	AFH2456	1	1			Tourer
2	Seat assembly less cushion—bucket—R/H—Beige with Beige piping .....	AFH6672		1			
3	Seat assembly less cushion—bucket—R/H—Black with Red piping .....	AFH5852		1			
4	Seat assembly less cushion—bucket—R/H—Black with Blue piping .....	AFH6674		1			
5	Seat assembly less cushion—bucket—R/H—Black with White piping .....	AFH5858		1			
6	<b>Squab assembly—bucket seat—R/H—Red with Red piping</b> .....	AFH2614		1			
7	Squab assembly—bucket seat—R/H—Beige with Beige piping .....	AFH6680		1			
8	Squab assembly—bucket seat—R/H—Black with Red piping .....	AFH5876		1			
9	Squab assembly—bucket seat—R/H—Black with Blue piping .....	AFH6682		1			
10	Squab assembly—bucket seat—R/H—Black with White piping .....	AFH5882		1			
11	<b>Cover assembly—bucket seat squab—R/H—Red with Red piping</b> .....	AFH2612		1			
12	Cover assembly—bucket seat squab—R/H—Beige with Beige piping .....	AFH6688		1			
13	Cover assembly—bucket seat squab—R/H—Black with Red piping .....	AFH6454		1			
14	Cover assembly—bucket seat squab—R/H—Black with Blue piping .....	AFH6690		1			
15	Cover assembly—bucket seat squab—R/H—Black with White piping .....	AFH6460		1			
16	<b>Cushion assembly—bucket seat—R/H—Red with Red piping</b> .....	AFH2458	2	1			
17	Cushion assembly—bucket seat—R/H—Beige with Beige piping .....	AFH6676		1			
18	Cushion assembly—bucket seat—R/H—Black with Red piping .....	AFH5864		1			
19	Cushion assembly—bucket seat—R/H—Black with Blue piping .....	AFH6678		1			
20	Cushion assembly—bucket seat—R/H—Black with White piping .....	AFH5870		1			
21	<b>Cover assembly—bucket seat cushion—R/H—Red with Red piping</b> .....	AFH2610		1			
22	Cover assembly—bucket seat cushion—R/H—Beige with Beige piping .....	AFH6684		1			
23	Cover assembly—bucket seat cushion—R/H—Black with Red piping .....	AFH5888		1			
24	Cover assembly—bucket seat cushion—R/H—Black with Blue piping .....	AFH6686		1			
25	Cover assembly—bucket seat cushion—R/H—Black with White piping .....	AFH5894		1			
26	Insert—seat cushion—R/H (rubber) .....	AFH5804		1			

SERVICE PARTS LIST

THE MGA 1600

Item No.	DESCRIPTION	Commencing (C) 68851		Quantity	MODIFICATIONS		REMARKS
		Part Number	Illus. No.		New Part Number	Change Point	
	<b>Seats and Fittings—continued</b>						
1	<b>Seat assembly less cushion—bucket—L/H—Red with Red piping</b>	AFH2457		3			Tourer
2	Seat assembly less cushion—bucket—L/H—Beige with Beige piping	AFH6073		1			
3	Seat assembly less cushion—bucket—L/H—Black with Red piping	AFH5853		1			
4	Seat assembly less cushion—bucket—L/H—Black with Blue piping	AFH6075		1			
5	Seat assembly less cushion—bucket—L/H—Black with White piping	AFH5859		1			
6	<b>Squab assembly—bucket seat—L/H—Red with Red piping</b>	AFH2615		1			
7	Squab assembly—bucket seat—L/H—Beige with Beige piping	AFH6081		1			
8	Squab assembly—bucket seat—L/H—Black with Red piping	AFH5877		1			
9	Squab assembly—bucket seat—L/H—Black with Blue piping	AFH6683		1			
10	Squab assembly—bucket seat—L/H—Black with White piping	AFH5883		1			
11	<b>Cover assembly—bucket seat squab—L/H—Red with Red piping</b>	AFH2613		1			
12	Cover assembly—bucket seat squab—L/H—Beige with Beige piping	AFH6089		1			
13	Cover assembly—bucket seat squab—L/H—Black with Red piping	AFH6455		1			
14	Cover assembly—bucket seat squab—L/H—Black with Blue piping	AFH6691		1			
15	Cover assembly—bucket seat squab—L/H—Black with White piping	AFH6461		1			
16	<b>Cushion assembly—bucket seat—L/H—Red with Red piping</b>	AFH2459		1			
17	Cushion assembly—bucket seat—L/H—Beige with Beige piping	AFH6077		1			
18	Cushion assembly—bucket seat—L/H—Black with Red piping	AFH5865		1			
19	Cushion assembly—bucket seat—L/H—Black with Blue piping	AFH6079		1			
20	Cushion assembly—bucket seat—L/H—Black with White piping	AFH5871		1			
21	<b>Cover assembly—bucket seat cushion—L/H—Red with Red piping</b>	AFH2011		1			
22	Cover assembly—bucket seat cushion—L/H—Beige with Beige piping	AFH6085		1			
23	Cover assembly—bucket seat cushion—L/H—Black with Red piping	AFH5899		1			
24	Cover assembly—bucket seat cushion—L/H—Black with Blue piping	AFH6687		1			
25	Cover assembly—bucket seat cushion—L/H—Black with White piping	AFH5895		1			
26	Insert—seat cushion—L/H (rubber)	AFH5805		1			

SERVICE PARTS LIST

THE MGA 1600

Item No.	DESCRIPTION	Commencing (C) 68851		Quantity	MODIFICATIONS		REMARKS
		Part Number	Illus. No.		New Part Number	Change Point	
	<b>Seats and Seat Fittings—continued</b>						
1	<b>Seat assembly less cushion—bucket—R/H—Red with Red piping</b>	AFH4632	5	1			Coupé
2	Seat assembly less cushion—bucket—R/H—Beige with Beige piping	AFH6718		1			
3	Seat assembly less cushion—bucket—R/H—Black with Red piping	AFH5496		1			
4	Seat assembly less cushion—bucket—R/H—Black with Blue piping	AFH6720		1			
5	Seat assembly less cushion—bucket—R/H—Black with White piping	AFH5494		1			
6	<b>Squab assembly—bucket seat—R/H—Red with Red piping</b>	AFH4636		1			
7	Squab assembly—bucket seat—R/H—Beige with Beige piping	AFH6726		1			
8	Squab assembly—bucket seat—R/H—Black with Red piping	AFH5520		1			
9	Squab assembly—bucket seat—R/H—Black with Blue piping	AFH6728		1			
10	Squab assembly—bucket seat—R/H—Black with White piping	AFH5518		1			
11	<b>Cover assembly—bucket seat squab—R/H—Red with Red piping</b>	AFH4640		1			
12	Cover assembly—bucket seat squab—R/H—Beige with Beige piping	AFH6734		1			
13	Cover assembly—bucket seat squab—R/H—Black with Red piping	AFH5544		1			
14	Cover assembly—bucket seat squab—R/H—Black with Blue piping	AFH6736		1			
15	Cover assembly—bucket seat squab—R/H—Black with White piping	AFH5542		1			
16	<b>Cushion assembly—bucket seat—R/H—Red with Red piping</b>	AFH4634	6	1			
17	Cushion assembly—bucket seat—R/H—Beige with Beige piping	AFH6722		1			
18	Cushion assembly—bucket seat—R/H—Black with Red piping	AFH5508		1			
19	Cushion assembly—bucket seat—R/H—Black with Blue piping	AFH6724		1			
20	Cushion assembly—bucket seat—R/H—Black with White piping	AFH5506		1			
21	<b>Cover assembly—bucket seat cushion—R/H—Red with Red piping</b>	AFH4638		1			
22	Cover assembly—bucket seat cushion—R/H—Beige with Beige piping	AFH6730		1			
23	Cover assembly—bucket seat cushion—R/H—Black with Red piping	AFH5532		1			
24	Cover assembly—bucket seat cushion—R/H—Black with Blue piping	AFH6732		1			
25	Cover assembly—bucket seat cushion—R/H—Black with White piping	AFH5530		1			
26	Insert—seat cushion—R/H (rubber)	AFH5304		1			

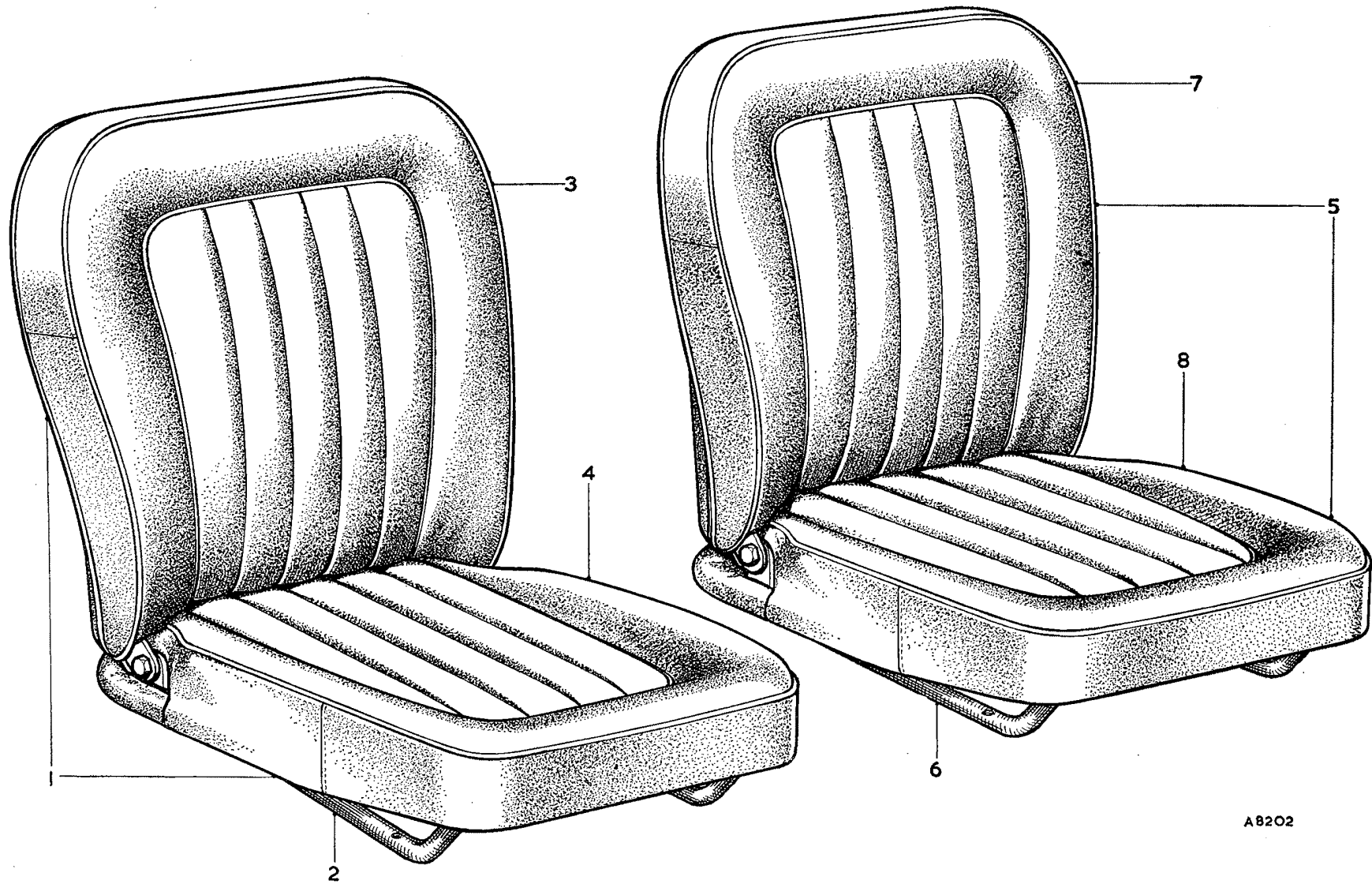
SERVICE PARTS LIST

Item No.	DESCRIPTION	Commencing (C) 68851		Quantity	MODIFICATIONS		REMARKS
		Part Number	Illus. No.		New Part Number	Change Point	
	<b>Seats and Seat Fittings—continued</b>						
1	Seat assembly less cushion—bucket—L/H—Red with Red piping	AFH4633	7	1			
2	Seat assembly less cushion—bucket—L/H—Beige with Beige piping	AFH6719		1			
3	Seat assembly less cushion—bucket—L/H—Black with Red piping	AFH5497		1			
4	Seat assembly less cushion—bucket—L/H—Black with Blue piping	AFH6721		1			
5	Seat assembly less cushion—bucket—L/H—Black with White piping	AFH5495		1			
6	<b>Squab assembly—bucket seat—L/H—Red with Red piping</b>	AFH4637		1			
7	Squab assembly—bucket seat—L/H—Beige with Beige piping	AFH6727		1			
8	Squab assembly—bucket seat—L/H—Black with Red piping	AFH5521		1			
9	Squab assembly—bucket seat—L/H—Black with Blue piping	AFH6729		1			
10	Squab assembly—bucket seat—L/H—Black with White piping	AFH5519		1			
11	<b>Cover assembly—bucket seat squab—L/H—Red with Red piping</b>	AFH4641		1			
12	Cover assembly—bucket seat squab—L/H—Beige with Beige piping	AFH6735		1			
13	Cover assembly—bucket seat squab—L/H—Black with Red piping	AFH5545		1			
14	Cover assembly—bucket seat squab—L/H—Black with Blue piping	AFH6737		1			
15	Cover assembly—bucket seat squab—L/H—Black with White piping	AFH5543		1			
16	<b>Cushion assembly—bucket seat—L/H—Red with Red piping</b>	AFH4635	8	1			
17	Cushion assembly—bucket seat—L/H—Beige with Beige piping	AFH6723		1	AFH5509		AFH6725 not available; use AFH5509
18	Cushion assembly—bucket seat—L/H—Black with Red piping	AFH6725		1			
19	Cushion assembly—bucket seat—L/H—Black with Blue piping	AFH5507		1	AFH6725		AFH5507 not available; use AFH6725
20	Cushion assembly—bucket seat—L/H—Black with White piping	AFH4638		1	AFH5507		AFH4638 not available; use AFH5507
21	<b>Cover assembly—bucket seat cushion—L/H—Red with Red piping</b>	AFH6731		1	AFH4639		AFH6731 not available; use AFH4639
22	Cover assembly—bucket seat cushion—L/H—Beige with Beige piping	AFH5533		1	AFH6731		AFH5533 not available; use AFH6731
23	Cover assembly—bucket seat cushion—L/H—Black with Red piping	AFH6733		1	AFH5533		AFH6733 not available; use AFH5533
24	Cover assembly—bucket seat cushion—L/H—Black with Blue piping	AFH5531		1	AFH6733		AFH5531 not available; use AFH6733
25	Cover assembly—bucket seat cushion—L/H—Black with White piping	AFH5805		1	AFH5531		AFH5805 not available; use AFH5531
26	Insert—seat cushion—L/H—rubber	AFH5805		1			

Coupe







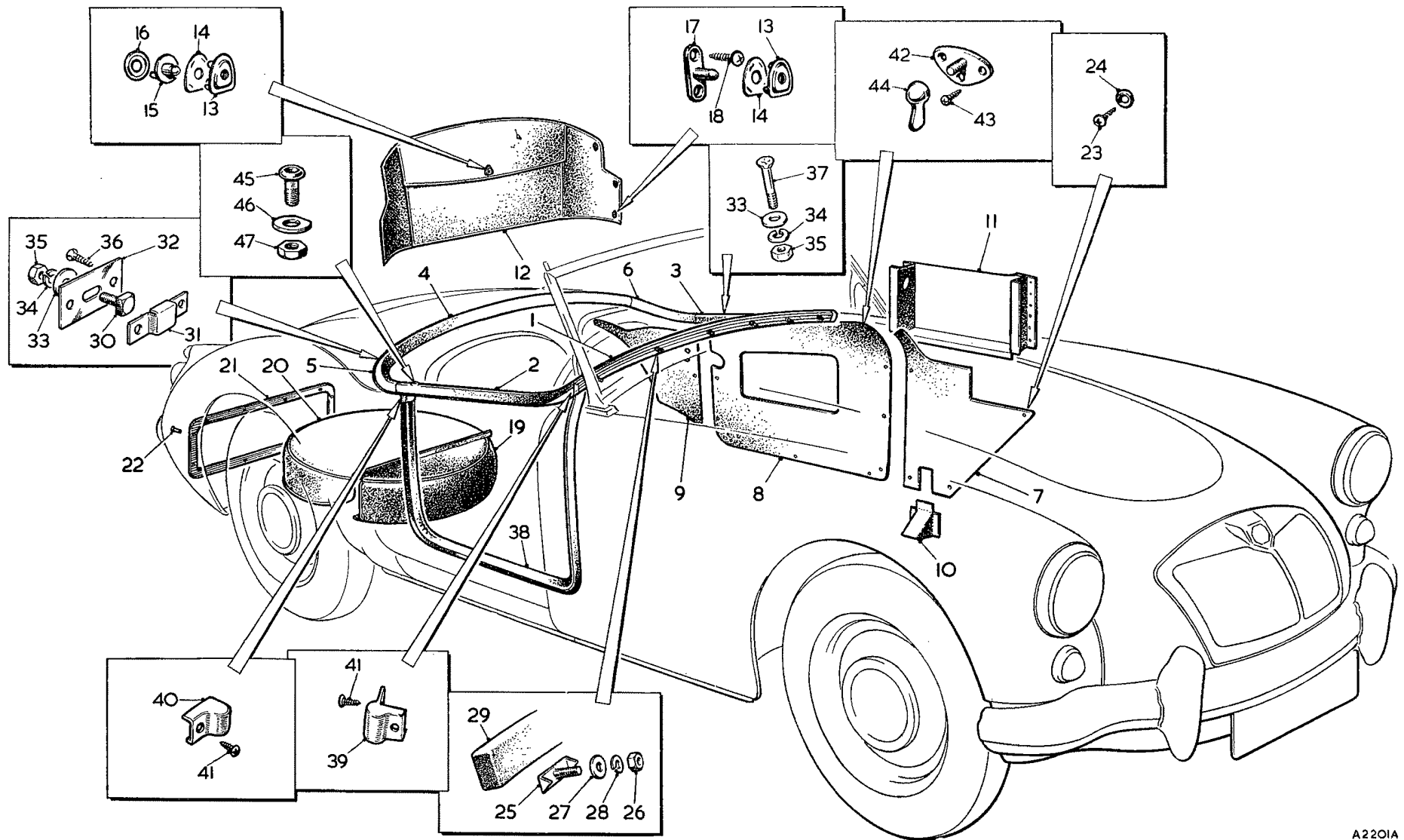
AB202

Item No.	DESCRIPTION	Commencing (C) 68851		Quantity	MODIFICATIONS		REMARKS
		Part Number	Illus. No.		New Part Number	Change Point	
	<b>DE-LUXE SEATS (Optional Extra)</b>						
1	Seat assembly—bucket—R/H—Red with Red piping	AFH5666	1	1			If this seat is requested after car delivery; 1 floorboard (R/H) AFH5748 8 screws CMZ0420 are to be supplied also
2	Seat assembly—bucket—R/H—Beige with Beige piping	AFH6774		1			
3	Seat assembly—bucket—R/H—Black with Red piping	AFH5674		1			
4	Seat assembly—bucket—R/H—Black with Blue piping	AFH6776		1			
5	Seat assembly—bucket—R/H—Black with White piping	AFH5672		1			
6	<b>Frame assembly—bucket seat—R/H</b>	AFH5478		2			
7	<b>Squab assembly—bucket seat—R/H—Red with Red piping</b>	AFH5680		3			
8	Squab assembly—bucket seat R/H—Beige with Beige piping	AFH6778		1			
9	Squab assembly—bucket seat R/H—Black with Red piping	AFH5688		1			
10	Squab assembly—bucket seat R/H—Black with Blue piping	AFH6780		1			
11	Squab assembly—bucket seat R/H—Black with White piping	AFH5686		1			
12	<b>Cover assembly—bucket seat squab—R/H—Red with Red piping</b>	AFH5708		1			
13	Cover assembly—bucket seat squab R/H—Beige with Beige piping	AFH6786		1			
14	Cover assembly—bucket seat squab R/H—Black with Red piping	AFH5716		1			
15	Cover assembly—bucket seat squab R/H—Black with Blue piping	AFH6788		1			
16	Cover assembly—bucket seat squab R/H—Black with White piping	AFH5714		1			
17	<b>Casing assembly—bucket seat back—Red with Red piping</b>	AFH5736		1			
18	Casing assembly—bucket seat back Beige with Beige piping	AFH6794		1			
19	Casing assembly—bucket seat back Black with Red piping	AFH5740		1			
20	Casing assembly—bucket seat back Black with Blue piping	AFH6795		1			
21	Casing assembly—bucket seat back Black with White piping	AFH5739		1			
22	<b>Cushion assembly—bucket seat—R/H—Red with Red piping</b>	AFH5694		4			
23	Cushion assembly—bucket seat R/H—Beige with Beige piping	AFH6782		1			
24	Cushion assembly—bucket seat R/H—Black with Red piping	AFH5702		1			
25	Cushion assembly—bucket seat R/H—Black with Blue piping	AFH6784		1			
26	Cushion assembly—bucket seat R/H—Black with White piping	AFH5700		1			
27	<b>Cover assembly—bucket seat cushion—R/H—Red with Red piping</b>	AFH5722		1			
28	Cover assembly—bucket seat cushion—R/H—Beige with Beige piping	AFH6790		1			
29	Cover assembly—bucket seat cushion—R/H—Black with Red piping	AFH5730		1			
30	Cover assembly—bucket seat cushion—R/H—Black with Blue piping	AFH6792		1			
31	Cover assembly—bucket seat cushion—R/H—Black with White piping	AFH5728		1			

SERVICE PARTS LIST

THE MGA 1600

Item No.	DESCRIPTION	Commencing (C) 68851		Quantity	MODIFICATIONS		REMARKS
		Part Number	Illus. No.		New Part Number	Change Point	
	<b>De-Luxe Seats—continued</b>						
1	<b>Seat assembly—bucket—L/H—Red with Red piping</b>	AFH5667	5	1			] If this seat is requested after car delivery: 1 floorboard (L/H) AHH5749, 8 screws CMZ0420 are to be supplied also
2	Seat assembly—bucket—L/H—Beige with Beige piping	AFH6775		1			
3	Seat assembly—bucket—L/H—Black with Red piping	AFH5675		1			
4	Seat assembly—bucket—L/H—Black with Blue piping	AFH6777		1			
5	Seat assembly—bucket—L/H—Black with White piping	AFH5673		1			
6	<b>Frame assembly—bucket seat—L/H</b>	AFH5479	6	1			
7	<b>Squab assembly—bucket seat—L/H—Red with Red piping</b>	AFH5681	7	1			
8	Squab assembly—bucket seat—L/H—Beige with Beige piping	AFH6779		1			
9	Squab assembly—bucket seat—L/H—Black with Red piping	AFH5689		1			
10	Squab assembly—bucket seat—L/H—Black with Blue piping	AFH6781		1			
11	Squab assembly—bucket seat—L/H—Black with White piping	AFH5687		1			
12	<b>Cover assembly—bucket seat squab—L/H—Red with Red piping</b>	AFH5709		1			
13	Cover assembly—bucket seat squab—L/H—Beige with Beige piping	AFH6787		1			
14	Cover assembly—bucket seat squab—L/H—Black with Red piping	AFH5717		1			
15	Cover assembly—bucket seat squab—L/H—Black with Blue piping	AFH6789		1			
16	Cover assembly—bucket seat squab—L/H—Black with White piping	AFH5715		1			
17	<b>Casing assembly—bucket seat back—Red with Red piping</b>	AFH5736		1			
18	Casing assembly—bucket seat back—Beige with Beige piping	AFH6794		1			
19	Casing assembly—bucket seat back—Black with Red piping	AFH5740		1			
20	Casing assembly—bucket seat back—Black with Blue piping	AFH5795		1			
21	Casing assembly—bucket seat back—Black with White piping	AFH5739		1			
22	<b>Cushion assembly—bucket seat—L/H—Red with Red piping</b>	AFH5695	8	1			
23	Cushion assembly—bucket seat—L/H—Beige with Beige piping	AFH6783		1			
24	Cushion assembly—bucket seat—L/H—Black with Red piping	AFH5703		1			
25	Cushion assembly—bucket seat—L/H—Black with Blue piping	AFH6785		1			
26	Cushion assembly—bucket seat—L/H—Black with White piping	AFH5701		1			
27	<b>Cover assembly—bucket seat cushion—L/H—Red with Red piping</b>	AFH5723		1			
28	Cover assembly—bucket seat cushion—L/H—Beige with Beige piping	AFH6791		1			
29	Cover assembly—bucket seat cushion—L/H—Black with Red piping	AFH5731		1			
30	Cover assembly—bucket seat cushion—L/H—Black with Blue piping	AFH6793		1			
31	Cover assembly—bucket seat cushion—L/H—Black with White piping	AFH5729		1			



A220IA

Item No.	DESCRIPTION	Commencing (C) 68851		Quantity	MODIFICATIONS		REMARKS
		Part Number	Illus. No.		New Part Number	Change Point	
	<b>TRIMMING TOURER</b>						
1	Trim roll assembly—dash—Red with Red piping	AFH3740	1	1			
2	Trim roll assembly—dash—Beige with Beige piping	AFH6694		1			
3	Trim roll assembly—dash—Black with Red piping	AFH6470		1			
4	Trim roll assembly—dash—Black with Blue piping	AFH6695		1			
5	Trim roll assembly—dash—Black with White piping	AFH6473		1			
6	Trim roll assembly—dash—Black with Black piping			1	AFH7516	Fin. (C) 101489 Cont. (C) 101490	
7	Trim roll assembly—door—R/H—Red with Red piping	AFH3742	2	1			
8	Trim roll assembly—door—R/H—Beige with Beige piping	AFH6702		1			
9	Trim roll assembly—door—R/H—Black with Red piping	AFH6496		1			
10	Trim roll assembly—door—R/H—Black with Blue piping	AFH6704		1			
11	Trim roll assembly—door—R/H—Black with White piping	AFH6502		1			
12	Trim roll assembly—door—L/H—Red with Red piping	AFH3743	3	1			
13	Trim roll assembly—door—L/H—Beige with Beige piping	AFH6703		1			
14	Trim roll assembly—door—L/H—Black with Red piping	AFH6497		1			
15	Trim roll assembly—door—L/H—Black with Blue piping	AFH6705		1			
16	Trim roll assembly—door—L/H—Black with White piping	AFH6503		1			
17	Trim roll assembly—rear—centre—Red with Red piping	AFH3741	4	1			
18	Trim roll assembly—rear—centre—Beige with Beige piping	AFH6696		1			
19	Trim roll assembly—rear—centre—Black with Red piping	AFH6476		1			
20	Trim roll assembly—rear—centre—Black with Blue piping	AFH6697		1			
21	Trim roll assembly—rear—centre—Black with White piping	AFH6479		1			

SERVICE PARTS LIST

THE MGA 1600

Item No.	DESCRIPTION	Commencing (C) 68851		Quantity	MODIFICATIONS		REMARKS
		Part Number	Illus. No.		New Part Number	Change Point	
	<b>Trimming—Tourer—continued</b>						
1	<b>Trim roll assembly—rear—end—R/H—Red with Red piping</b>	AFH3744	5	1			
2	Trim roll assembly—rear—end—R/H—Beige with Beige piping	AFH6698		1			
3	Trim roll assembly—rear—end—R/H—Black with Red piping	AFH6484		1			
4	Trim roll assembly—rear—end—R/H—Black with Blue piping	AFH6700		1			
5	Trim roll assembly—rear—end—R/H—Black with White piping	AFH6490		1			
6	<b>Trim roll assembly—rear—end—L/H—Red with Red piping</b>	AFH3745	6	1			
7	Trim roll assembly—rear—end—L/H—Beige with Beige piping	AFH6699		1			
8	Trim roll assembly—rear—end—L/H—Black with Red piping	AFH6485		1			
9	Trim roll assembly—rear—end—L/H—Black with Blue piping	AFH6701		1			
10	Trim roll assembly—rear—end—L/H—Black with White piping	AFH6491		1			
11	<b>Liner assembly—dash—side—R/H—Red</b>	AFH2560		1			
12	Liner assembly—dash—side—R/H—Beige	AFH6706		1			
13	Liner assembly—dash—side—R/H—Black	AFH6508		1			
14	<b>Liner assembly—dash—side—L/H—Red</b>	AFH2561	7	1			
15	Liner assembly—dash—side—L/H—Beige	AFH6707		1			
16	Liner assembly—dash—side—L/H—Black	AFH6509		1			
17	<b>Liner assembly—door—R/H—Red</b>	AFH2562		1			
18	Liner assembly—door—R/H—Beige	AFH6708		1			
19	Liner assembly—door—R/H—Black	AFH6514		1			
20	<b>Liner assembly—door—L/H—Red</b>	AFH2563	8	1			
21	Liner assembly—door—L/H—Beige	AFN6709		1			
22	Liner assembly—door—L/H—Black	AFH6515		1			
23	<b>Liner assembly—rear quarter—R/H—Red</b>	AFH2564		1			
24	Liner assembly—rear quarter—R/H—Beige	AFH6710		1			
25	Liner assembly—rear quarter—R/H—Black	AFH6520		1			
26	<b>Liner assembly—rear quarter—L/H—Red</b>	AFH2565	9	1			
27	Liner assembly—rear quarter—L/H—Beige	AFH6711		1			
28	Liner assembly—rear quarter—L/H—Black	AFH6521		1			

**SERVICE PARTS LIST**

**THE MGA 1600**

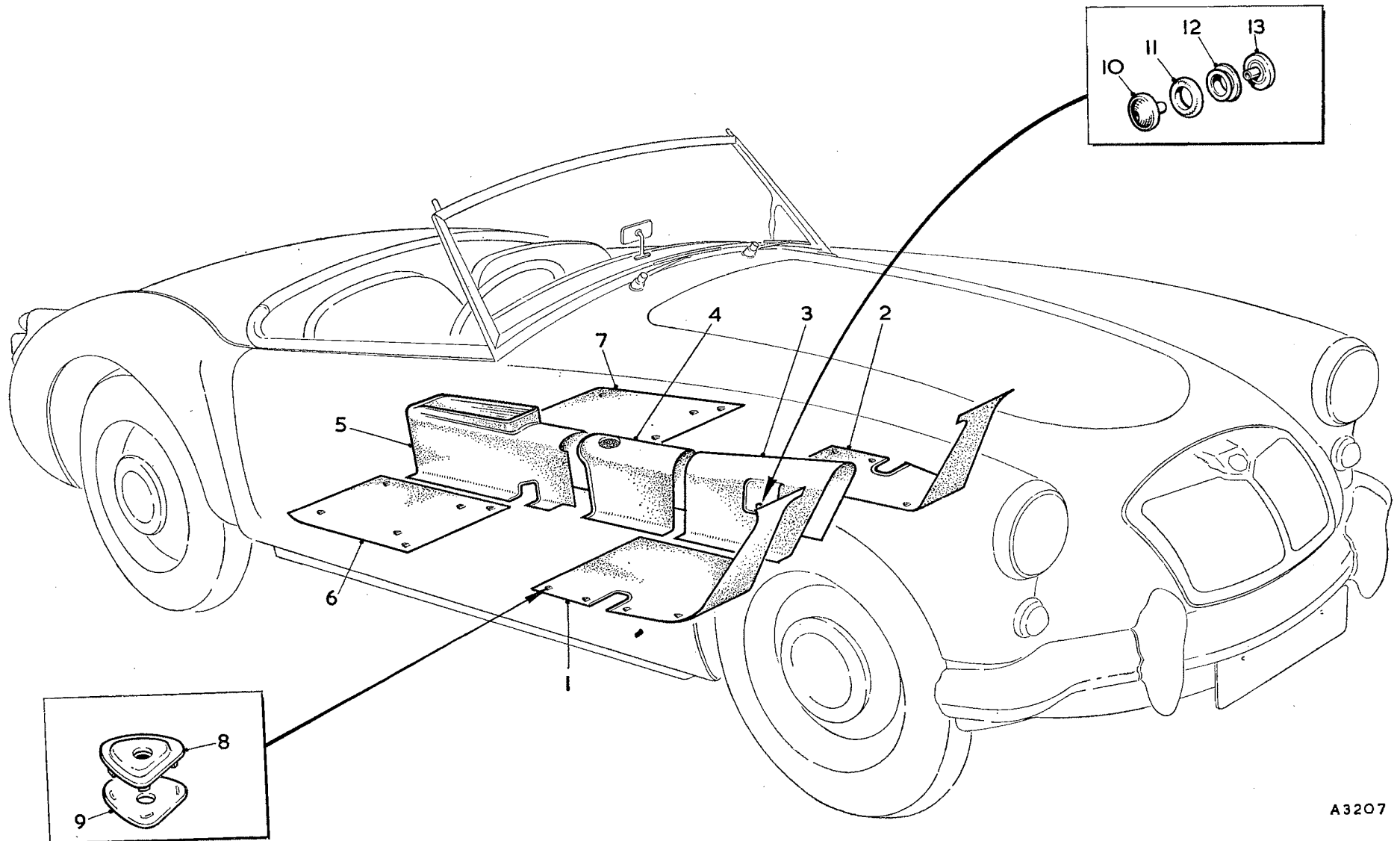
Item No.	DESCRIPTION	Commencing (C) 68851		Quantity	MODIFICATIONS		REMARKS	
		Part Number	Illus. No.		New Part Number	Change Point		
	<b>Trimming—Tourer—continued</b>							
1	<b>Cover assembly—dash side mounting—Red</b>	AFH2567	10	2				
2	Cover assembly—dash side mounting—Beige	AFH6714		2				
3	Cover assembly—dash side mounting—Black	AFH5608		2				
4	<b>Pocket assembly—door—R/H—Red</b>	AFH2568		1				
5	Pocket assembly—door—R/H—Beige	AFH6712		1				
6	Pocket assembly—door—R/H—Black	AFH6526		1				
7	<b>Pocket assembly—door—L/H—Red</b>	AFH2569	11	1				
8	Pocket assembly—door—L/H—Beige	AFH6713		1				
9	Pocket assembly—door—L/H—Black	AFH6527		1				
10	<b>Stowage assembly—sidescreen—Red</b>	AFH2570	12	1	AFH6854	] Com. (C) 78249	AFH2570 not available; use AFH6854	
11	Stowage assembly—sidescreen—Beige	AFH6715		1	AFH6855			AFH6715 not available; use AFH6855
12	Stowage assembly—sidescreen—Black	AFH5898		1	AFH6856			AFH5898 not available; use AFH6856
13	Fastener—lift-the-dot	LFS107	13	7			Part No. change; was 7119961 and 2H5003	
14	Plate—clinch	LFS100	14	7			Part No. change; was 7119963 and 2H5004	
15	Clinch—pronged	7119964	15	1				
16	Plate—pronged clinch	LFP1500	16	1			Part No. change; was 7119960	
17	Stud	LFP116	17	6			Part No. change; was 9711499	
18	Screw—stud to body	RTP1605	18	12				
19	<b>Cover—spare wheel (front)</b>	AFH2571	19	1				
20	<b>Cover—spare wheel (rear)</b>	AFH2572	20	1				
21	Frame—spare wheel cover	AFH1731	21	1				
22	Rivets—cover frame	AFH5454	22	12				
23	Screw—fixing door liner	RTP407		4				
24	Screw—fixing liner and pocket	RTP404	23	4				
25	Washer—cup—liner and pocket screw	7701	24	8	FWP106		7701 not available; use FWP106	
26	Bolt—fixing dash trim roll	AFH1900	25	6				
27	Nut—bolt	FNZ103	26	6				
28	Washer—plain	PWZ203	27	6				
29	Washer—spring	LWZ203	28	6				
30	Trim roll rubber—bonnet surround	AFH1846	29	1				
31	Bolt—trim roll (special)	AFH2819	30	9				
32	Retainer—bolt	AFH2820	31	9				
33	Plate—base for retainer	AFH2821	32	9				
34	Washer—plain—trim roll to body	PWZ203	33	15				
35	Washer—spring—trim roll to body	LWZ203	34	15				
36	Nut—trim roll to body	FNZ103	35	15				
37	Screw—fixing retainer to trim roll	CTZ604	36	18				
38	Screw—fixing trim roll	CMZ0320	37	6				
39	Screw—fixing tacking strip to casing	CTZ403		14				
40	Sleeve—sidescreen stowage retaining plate (rubber)			1	AFH6877	Com. (C) 68851		



**SERVICE PARTS LIST**

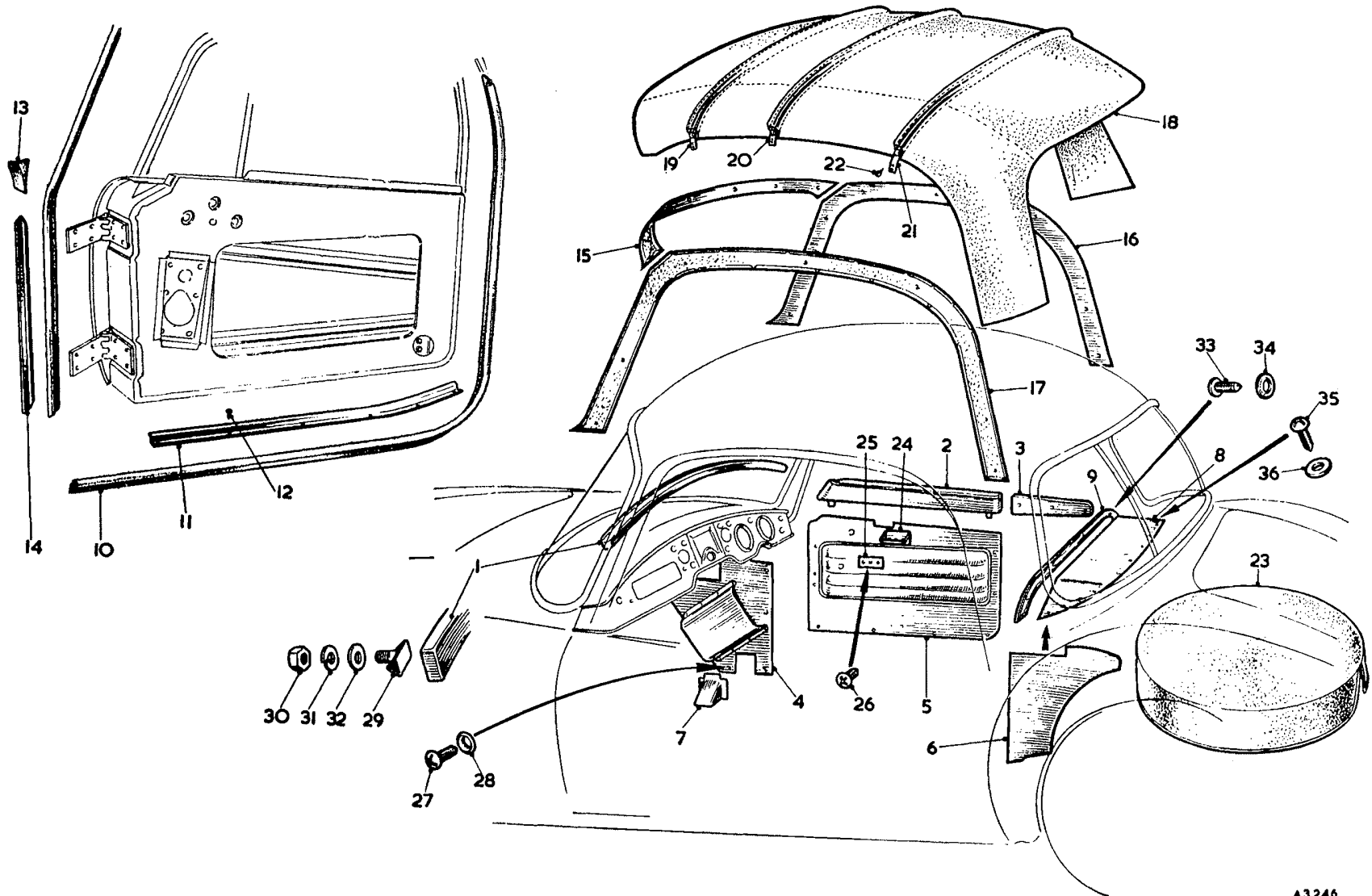
**THE MGA 1600**

Item No.	DESCRIPTION	Commencing (C) 68851		Quantity	MODIFICATIONS		REMARKS
		Part Number	Illus. No.		New Part Number	Change Point	
	<b>Trimming—Tourer—continued</b>						
1	Sealing rubber—door—Red .....	AFH2451	38	2			Not available; use 37H9950
2	Sealing rubber—door—Black .....	AFH2455		2			Not available; use 37H9964
3	Sealing rubber—door—Red 63" (160 cm.) long .....	37H9950	38	A/R			] Supplied in multiples on yards
4	Sealing rubber—door—Black 63" (160 cm.) long .....	37H9964		A/R			
5	Finisher—door seal—hinge pillar—R/H .....	AFH2574	39	1			
6	Finisher—door seal—hinge pillar—L/H .....	AFH2575		1			
7	Finisher—door seal—shut pillar—R/H .....	AFH2576	40	1	AFH7512	] Com. (C) 101292	
8	Finisher—door seal—shut pillar—L/H .....	AFH2577		1	AFH7513		
9	Screw—fixing finisher .....	P'TP605	41	8			PTP605 correction; was PTB605 Part No. change; was MB21959
10	Stud—fixing side curtain .....	AAA5154	42	2			
11	Screw—stud .....	RTP805	43	6			
12	Knob—sidescreen locking (knurled) .....	AFH6620	44	2			
13	Socket—side curtain peg .....	AFH1744	45	2			
14	Washer—side curtain peg socket (special) .....	AFH2579	46	2			
15	Nut—peg socket .....	FNZ208	47	2			



A3207





A3246

SERVICE PARTS LIST

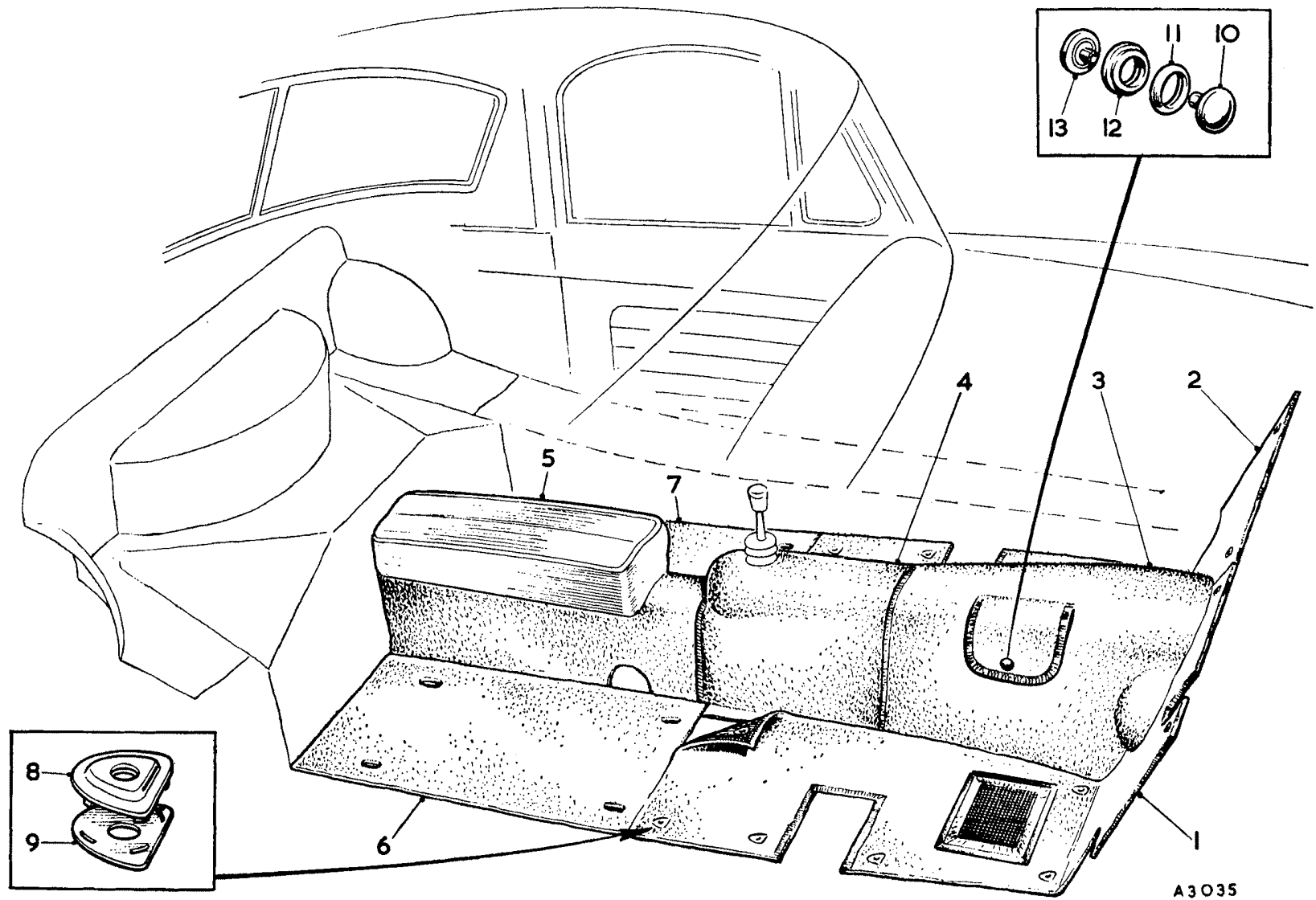
THE MGA 1600

Item No.	DESCRIPTION	Commencing (C) 68851		Quantity	MODIFICATIONS		REMARKS
		Part Number	Illus. No.		New Part Number	Change Point	
	<b>TRIMMING COUPE</b>						
1	Trim roll assembly—dash—Red with Red piping	AFH4652	1	1			
2	Trim roll assembly—dash—Beige with Beige piping	AFH6740	1	1			
3	Trim roll assembly—dash—Black with Red piping	AFH6741	1	1			
4	Trim roll assembly—dash—Black with Blue piping	AFH6742	1	1			
5	Trim roll assembly—dash—Black with White piping	AFH6743	1	1			
6	Trim roll assembly—dash—Black with Black piping		1	1	AFH7517	Fin. (C) 100595 Com. (C) 100596	
7	Capping assembly—door—R/H—Red	AFH4648	2	1			
8	Capping assembly—door—R/H—Beige	AFH6750	1	1			
9	Capping assembly—door—R/H—Black	AFH5594	1	1			
10	Capping assembly—door—L/H—Red	AFH4649	1	1			
11	Capping assembly—door—L/H—Beige	AFH6751	1	1			
12	Capping assembly—door—L/H—Black	AFH5595	1	1			
13	Capping assembly—rear quarter—R/H	AFH6652	3	1			
14	Capping assembly—rear quarter—L/H	AFH6653	1	1			
15	Liner assembly with map pocket—R/H—Red	AFH4642	4	1			
16	Liner assembly with map pocket—R/H—Beige	AFH6744	1	1			
17	Liner assembly with map pocket—R/H—Black	AFH5566	1	1			
18	Liner assembly with map pocket—L/H—Red	AFH4643	1	1			
19	Liner assembly with map pocket—L/H—Beige	AFH6745	1	1			
20	Liner assembly with map pocket—L/H—Black	AFH5567	1	1			
21	Liner assembly—door—R/H—Red with Red piping	AFH4644	5	1			
22	Liner assembly—door—R/H—Beige with Beige piping	AFH6746	1	1			
23	Liner assembly—door—R/H—Black with Red piping	AFH5574	1	1			
24	Liner assembly—door—R/H—Black with Blue piping	AFH6805	1	1			
25	Liner assembly—door—R/H—Black with White piping	AFH5572	1	1			
26	Liner assembly—door—L/H—Red with Red piping	AFH4645	1	1			
27	Liner assembly—door—L/H—Beige with Beige piping	AFH6747	1	1			
28	Liner assembly—door—L/H—Black with Red piping	AFH5575	1	1			
29	Liner assembly—door—L/H—Black with Blue piping	AFH6806	1	1			
30	Liner assembly—door—L/H—Black with White piping	AFH5573	1	1			
31	Liner assembly—rear quarter—R/H—Red	AFH6826	6	1			
32	Liner assembly—rear quarter—R/H—Beige	AFH6748	1	1			
33	Liner assembly—rear quarter—R/H—Black	AFH6828	1	1			
34	Liner assembly—rear quarter—L/H—Red	AFH6827	1	1			
35	Liner assembly—rear quarter—L/H—Beige	AFH6749	1	1			
36	Liner assembly—rear quarter—L/H—Black	AFH6829	1	1			
37	Cover assembly—dash side mounting—Red	AFH2567	7	2			
38	Cover assembly—dash side mounting—Beige	AFH6752	1	2			
39	Cover assembly—dash side mounting—Black	AFH5608	1	2			
40	Shelf assembly—rear—Red	AFH6764	8	1			
41	Shelf assembly—rear—Beige	AFH6753	1	1			
42	Shelf assembly—rear—Black	AFH6766	1	1			

SERVICE PARTS LIST

THE MGA 1600

Item No.	DESCRIPTION	Commencing (C) 68851		Quantity	MODIFICATIONS		REMARKS
		Part Number	Illus. No.		New Part Number	Change Point	
	<b>Trimming—Coupé—continued</b>						
1	<b>Fillet assembly—rear shelf—Red</b>	AFH6755	9	1			
2	Fillet assembly—rear shelf—Beige	AFH6754		1			
3	Fillet assembly—rear shelf—Black	AFH6765		1			
4	<b>Sealing rubber—door—Red</b>	AFH4562	10	2			
5	Sealing rubber—door—Black	AFH4565		2			
6	Sealing rubber—door—Red 111" (283 cm.) long	37H9959	10	A/R			
7	Sealing rubber—door—black 111" (283 cm.) long	37H9964		A/R			Not available; use 37H9959 Not available; use 37H9964 Supplied in multiples of yards
8	Retainer—door sealing rubber—R/H	AFH2722	11	1			
9	Retainer—door sealing rubber—L/H	AFH2723		1			
10	Screw—retainer to sill	MTZ603	12	12			
11	Sealing pad—'A' post—R/H	AFH4822	13	1			Part No. change; was AJD8172Z
12	Sealing pad—'A' post—L/H	AFH4823		1			
13	Sealing rubber—door hinge pillar	AFH4819	14	2			
14	<b>Fillet assembly—header trim</b>	AFH4653	15	1			
15	<b>Fillet assembly—cant rail—R/H</b>	AFH4654	16	1			
16	<b>Fillet assembly—cant rail—L/H</b>	AFH4655	17	1			
17	<b>Headlining assembly</b>	AFH4657	18	1			
18	Listing rod—headlining—(front)	AFH4485	19	1			
19	Listing rod—headlining—(centre)	AFH4486	20	1			
20	Listing rod—headlining—(rear)	AFH4487	21	1			
21	Screw—listing rod to body	MTZ603	22	8			Part No. change; was AJD8172
22	<b>Cover assembly—spare wheel</b>	AFH6655	23	1			
23	Pull—door	AFH4512	24	2			
24	Plate—fixing—door pull	AFB3776	25	2			
25	Screw—fixing plate to door	CTZ603	26	6			
26	Screw—liners to body	RTP504	27	30			
27	Washer for screw	7701	28	30	FWP106		7701 not available; use FWP106
28	Bolt—dash trim roll to body	AFH1900	29				
29	Nut for bolt	FNZ103	30	6			
30	Washer—spring	LWZ203	31	6			
31	Washer—plain	PWZ203	32	6			
32	Screw—rear shelf fillet to body	RTP606	33	6			
33	Washer for screw	7700	34	6	FWP106		7700 not available; use FWP106
34	Screw—rear shelf to body	PTZ604	35	4			
35	Washer—plain	PWZ202	36	4			

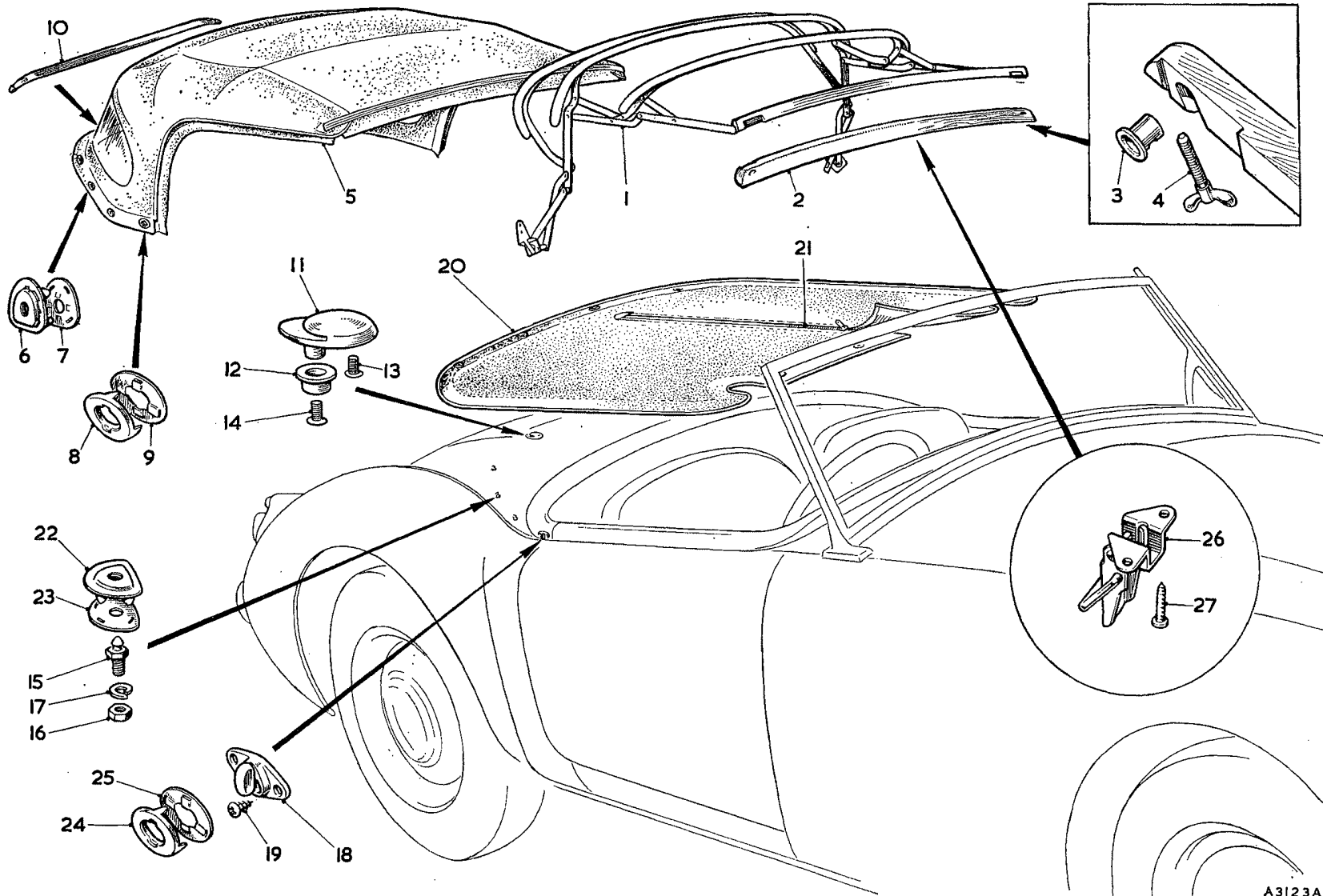


SERVICE PARTS LIST

THE MGA 1600

Item No.	DESCRIPTION	Commencing (C) 68851		Quantity	MODIFICATIONS		REMARKS
		Part Number	Illus. No.		New Part Number	Change Point	
	<b>Trimming—Coupé—continued</b>						
1	<b>Carpet assembly—front—R/H</b> ..... <b>R.H.D.</b>	AFH6536	1	1			
2	<b>Carpet assembly—front—R/H</b> ..... <b>L.H.D.</b>	AFH6537		1			
3	Carpet assembly—front—L/H ..... <b>R.H.D.</b>	AFH5755	2	1			
4	Carpet assembly—front—L/H ..... <b>L.H.D.</b>	AFH5757		1			
5	<b>Carpet assembly—tunnel—(front)</b>	AFH6535	3	1			
6	<b>Carpet assembly—tunnel—(intermediate)</b>	AFH5763	4	1			
7	<b>Carpet assembly—tunnel—(rear) with armrest assembly—Red with Red piping</b>	AFH4661	5	1			
8	Carpet assembly—tunnel—(rear)—with armrest assembly—Beige with Beige piping	AFH6758		1			
9	Carpet assembly—tunnel—(rear)—with armrest assembly—Black with Red piping	AFH6553		1			
10	Carpet assembly—tunnel—(rear)—with armrest assembly—Black with Blue piping	AFH6759		1			
11	Carpet assembly—tunnel—(rear)—with armrest assembly—Black with White piping	AFH6552		1			
12	<b>Cover assembly—centre armrest—Red with Red piping</b>	AFH4631		1			
13	Cover assembly—centre armrest—Beige with Beige piping	AFH6738		1			
14	Cover assembly—centre armrest—Black with Red piping	AFH5553		1			
15	Cover assembly—centre armrest—Black with Blue piping	AFH6739		1			
16	Cover assembly—centre armrest—Black with White piping	AFH5552		1			
17	<b>Carpet assembly—rear—R/H</b>	AFH5764	6	1			
18	<b>Carpet assembly—rear—L/H</b>	AFH5765	7	1			
19	Fastener—lift-the-dot	LFS109	8	16			Part No. change; was 7H9962
20	Clinch plate—fastener	LFS100	9	16			Part No. change; was 7H9963 and 2H5004
21	Durable—dot—button	7H9864	10	1			
22	Durable—dot—socket	7H9866	11	1			
23	Durable—dot—stud	ADB4811	12	1			Part No. change; was 7H9867
24	Durable—dot—eyelit	7H9868	13	1			
25	Leathercloth 50" wide—Red	AFH1831		A/R			
26	Leathercloth 50" wide—Beige	AFH6662		A/R			
27	Leathercloth 50" wide—Black	AFH1834		A/R			
28	Leathercloth 50" wide—Off White	AFH4614		A/R			
29	Piping—door hinge pillar—Red	AFH4771		A/R			
30	Piping—door hinge pillar—Beige	AFH6671		A/R			
31	Piping—door hinge pillar—Black	AFH4774		A/R			
32	Piping—dash trim roll—Red	AFH4835		A/R			
33	Piping—dash trim roll—Beige	AFH6668		A/R			
34	Piping—dash trim roll—Blue	AFH6667		A/R			
35	Piping—dash trim roll—Off White	AFH4838		A/R			
36	Carpet material 40" wide—Grey	AFH5785		A/R	5D4200		AFH5785 not available; use 5D4200
37	Felt 72" wide	AAA743		A/R			Part No. change; was 87988
38	Covering—dash top 48" wide—Red			A/R	AFH7506	] Com. (C) 100352	
39	Covering—dash top 48" wide—Black			A/R	AFH7507		



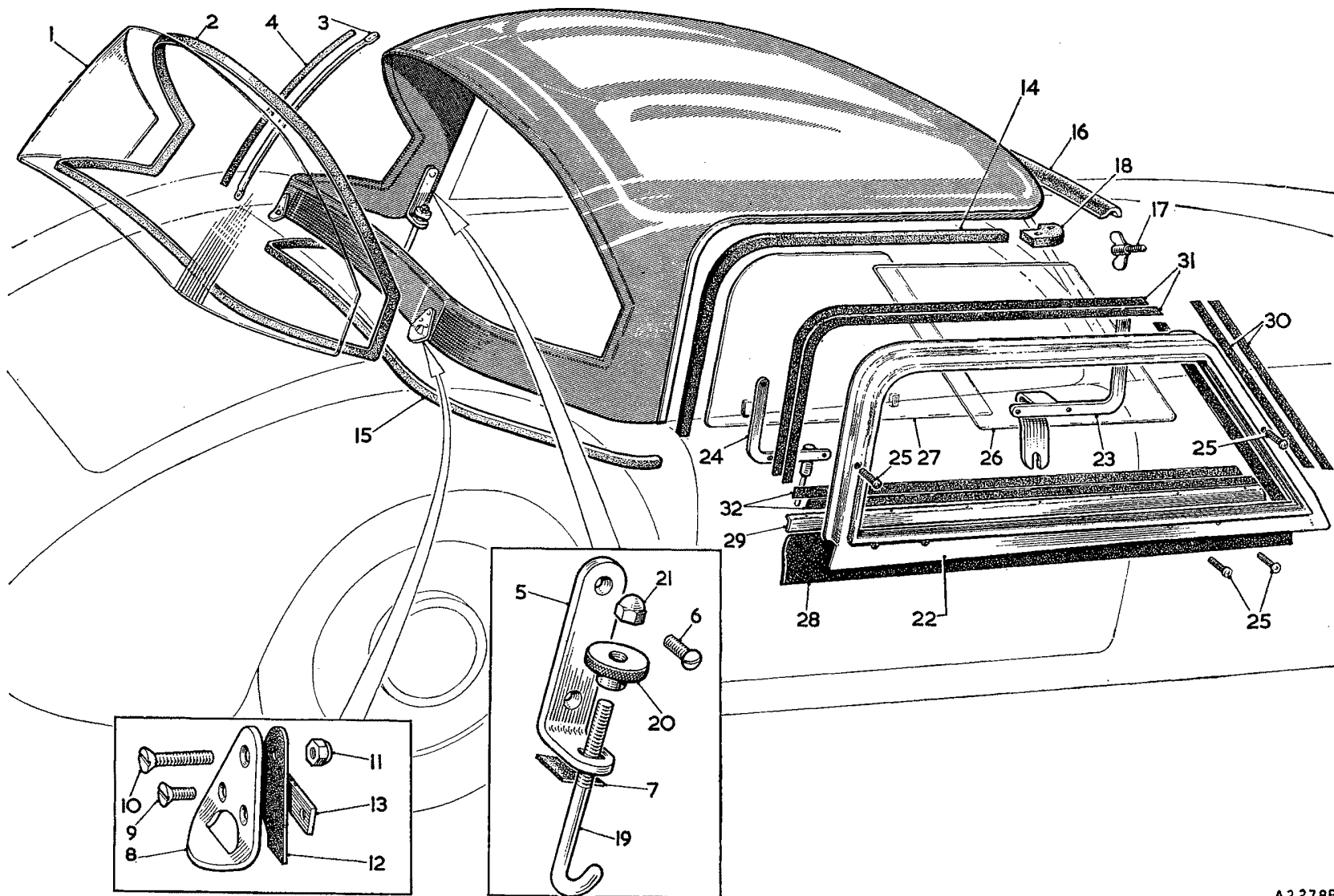


SERVICE PARTS LIST

THE MGA 1600

Item No.	DESCRIPTION	Commencing (C) 68851		Quantity	MODIFICATIONS		REMARKS
		Part Number	Illus. No.		New Part Number	Change Point	
	<b>HOOD AND TONNEAU COVER TOURER</b>						
1	Hood assembly—Grey	AFH6636		1	AFH6848	Com. (C) 78249	AFH6636 not available; use AFH6848
2	Hood assembly—Beige	AFH6796		1	AFH6849		AFH6796 not available; use AFH6849
3	Hood assembly—Blue	AFH6797		1	AFH6850		AFH6797 not available; use AFH6850
4	Frame assembly—hood	AFH6770	1	1	AFH6847		AFH6770 not available; use AFH6847
5	Stick - hood	AFH6771	2	1	AFH6846		AFH6771 not available; use AFH6846
6	Socket - stick	AFH2635	3	2			
7	Wing bolt - hood to screen	AAA5166	4	2			
8	Canopy assembly—Grey	AFH6802	5	1	AFH6851	Com. (C) 78249	Part No. change; was MB22438 AFH6802 not available; use AFH6851
9	Canopy assembly—Beige	AFH6804		1	AFH6852		AFH6804 not available; use AFH6852
10	Canopy assembly—Blue	AFH6803		1	AFH6853		
11	Lift-the-dot fastener	LFS107	6	6			Part No. change; was 7H9061 and 2H5003
12	Lift-the dot clinch plate	LFS100	7	6			Part No. change; was 7H9063 and 2H5004
13	Eyelet - turnbutton fastener	14A6537	8	2			Part No. change; was 97H498
14	Washer - turnbutton fastener	14A6538	9	2			Part No. change; was 97H497
15	Attachment plate—hood to body	AFH2659	10	1			
16	Catch - hood centre	AFH6772	20	1			
17	Screw fixing catch	PTP606	27	2			
18	Plate—hood retaining	14B1730	11	2			Part No. change; was AFH1741
19	Washer— cup— plate	AAA5130	12	2			Part No. change; was MB19956
20	Screw fixing plate	PMZ0304	13	2			
21	Screw fixing plate	PMZ0306	14	2			
22	Peg—rear fixing	17H9510	15	6			
23	Nut—peg	AJD8012Z	16	6			
24	Washer spring screw	LWZ203	17	6			
25	Turnbutton single	14A6536	18	2			Part No. change; was 97H496
26	Screw fixing turnbutton	RTP404	19	4			



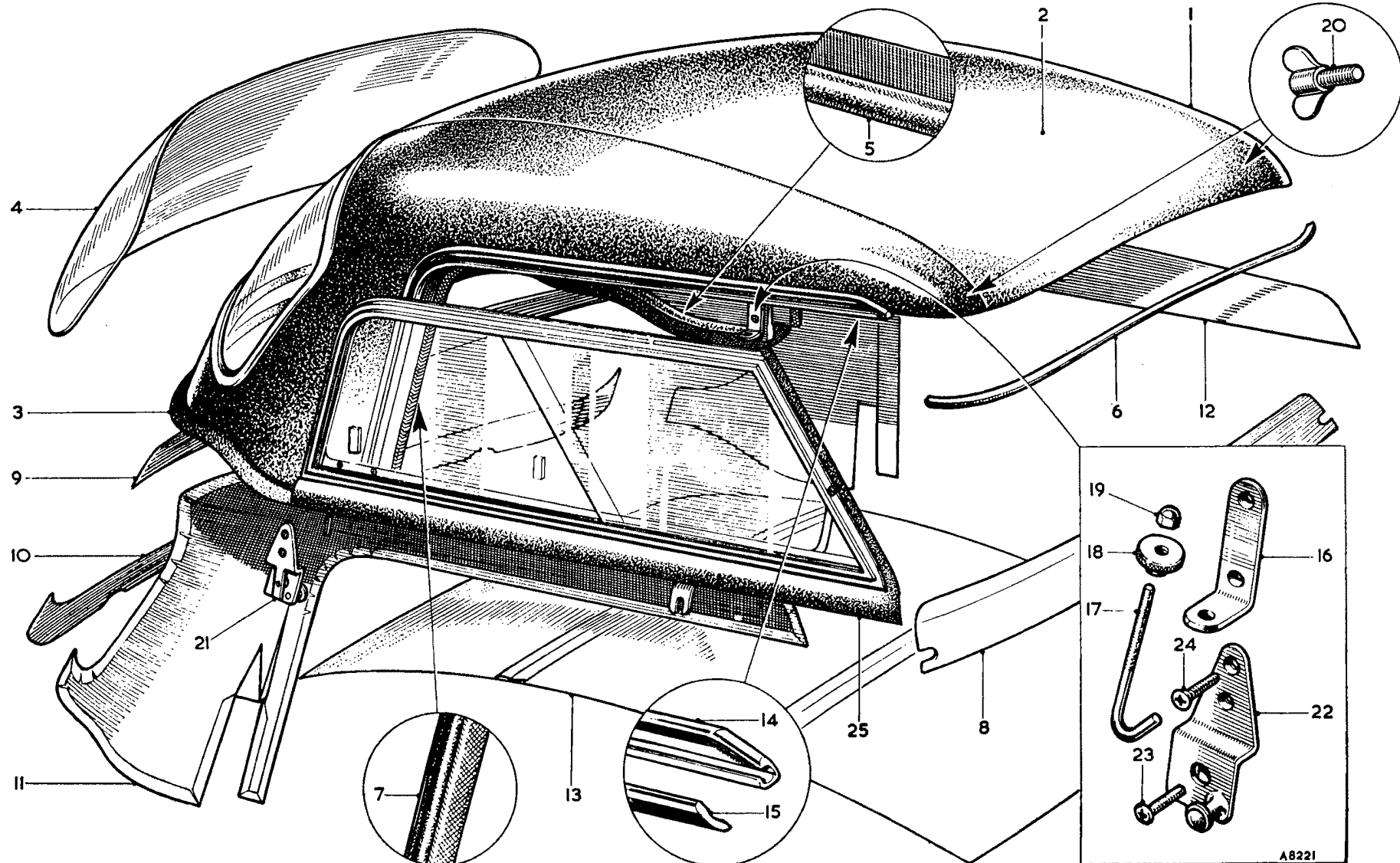


A2278B

SERVICE PARTS LIST

THE MGA 1600

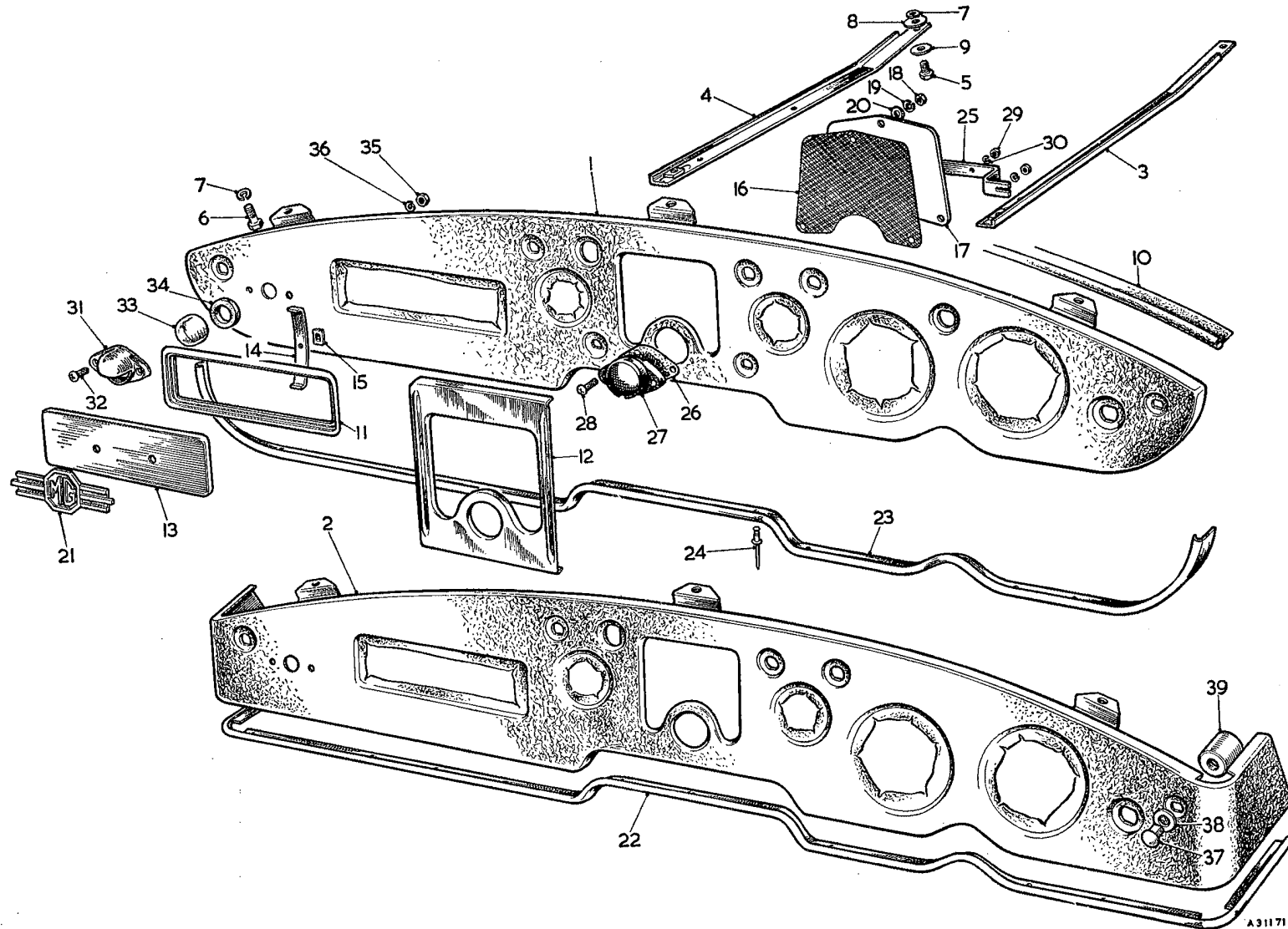
Item No.	DESCRIPTION	Commencing (C) 68851		Quantity	MODIFICATIONS		REMARKS
		Part Number	Illus. No.		New Part Number	Change Point	
	<b>HARD TOP TOURER (Optional extra)</b>						
1	<b>Hard-top assembly—aluminium</b>	AHH5562		1			No longer available. Supply AHH5991
2	Window—(rear)	AHH5660	1	1			
3	Rubber sealing—rear window	AHH5661	2	1			
4	Strut—rear window (inner)	AHH5662	3	2			
5	Rubber—inner strut	AHH5663	4	2			
6	Bracket—side—(main)	AHH5664	5	2			
7	Screw—main bracket to canopy	AJD2440C	6	4			
8	Rubber—side bracket	AHH5665	7	2			
9	Bracket—retaining—(rear)	AHH5666	8	2			
10	Screw—bracket to canopy	RM10307	9	4			
11	Screw—rear bracket to inner strut	AJD2248C	10	2			
12	Cap—nut—bracket to inner strut screw	AJJ3125	11	2	6K9777		AJJ3125 not available; use 6K9777
13	Grommet—retaining bracket	AHH5667	12	2			
14	Plate backing retaining bracket	AHH5674	13	2			
15	Rubber sealing—(side)	AHH5668	14	2			
16	Rubber sealing—(rear)	AHH5673	15	1			
17	Rubber sealing—canopy	AHH5669	16	1			
18	Screw—thumb—canopy retaining	AAA5106	17	2			Part No. change; was AHH5670 and MB22438
19	Canopy rail end—R/H—(rubber)	AHH5671	18	1			
20	Canopy rail end—L/H—(rubber)	AHH5672		1			
21	<b>Clip assembly—main retaining (side)</b>	AHH5650	19	2			
22	Knob (knurled)	AHH5652	20	1			
23	Nut—cap	AHH5653	21	1			
	<b>SLIDING SIDE-SCREEN</b>						
24	<b>Side-screen assembly—sliding—R/H</b>	AHH5731		1			For use with hard-top assembly AHH5562 only
25	<b>Side-screen assembly—sliding—L/H</b>	AHH5732		1			
26	Frame—R/H	AHH5733	22	1			
27	Frame—L/H	AHH5734		1			
28	Bracket—front securing—R/H	AHH5735	23	1			
29	Bracket—front securing—L/H	AHH5736		1			
30	Bracket—peg—R/H	AHH5737	24	1			
31	Bracket—peg—L/H	AHH5738		1			
32	Screw fixing front and peg brackets	PMP0810	25	12			
33	Screen—fixed	AHH5739	26	2			
34	Screen—sliding—R/H	AHH5740	27	1			
35	Screen—sliding—L/H	AHH5741		1			
36	Rubber—sealing—R/H	AHH5808	28	1			
37	Rubber—sealing—L/H	AHH5742		1			
38	Retainer—sealing rubber—R/H	AHH5743	29	1			
39	Retainer—sealing rubber—L/H	AHH5744		1			
40	Felt—glazing—(front)	AHH5745	30	2			
41	Felt—glazing—(upper)	AHH5746	31	2			
42	Felt—glazing—(lower)	AHH5747	32	2			



SERVICE PARTS LIST

THE MGA 1600

Item No.	DESCRIPTION	Commencing (C) 68851		Quantity	MODIFICATIONS		REMARKS
		Part Number	Illus. No.		New Part Number	Change Point	
	<b>HARD TOP TOURER (Optional Extra)</b>						
1	Hard-top assembly—fibre glass .....		1	1	AHH5991	Com. (C) 68851	
2	Cover—black vynide .....		2	1	AKH492		
3	Rubber—sealing—body .....		3	A/R	AKH493		
4	Rear light—perspex .....		4	1	AKH494		
5	Furflex—Grey—rear light and bottom rear .....		5	A/R	AKH495		
6	Rubber—sealing—screen .....		6	A/R	AKH496		
7	Draught excluder—Grey—door .....		7	A/R	AKH497		
8	Panel—front .....		8	1	AKH498		
9	Panel—rear upper .....		9	1	AKH499		
10	Panel—rear lower .....		10	1	AKH500		
11	Panel—side—R/H .....		11	1	AKH501		
12	Panel—side—L/H .....		12	1	AKH505		
13	Headlining—Grey—stitched .....		13	1	AKH502		
14	Rail—drip—R/H .....		14	1	AKH503		
15	Rail—drip—L/H .....		15	1	AKH506		
16	Plastic filler—Black .....		15	2	AKH504		
17	Bracket—side .....		16	2	AHH5664		
18	Clip assembly—side .....		17	2	AHH5650		
19	Knob—knurled .....		18	2	AHH5652		AHH5652 correction; was AHH5642
20	Nut—cap .....		19	2	AHH5653		
21	Screw—front securing .....		20	2	AAA5166		Part No. change; was AHH5670 and MB22438
22	Bracket—attachment—R/H .....		21	1	AHH5599		To be used only when folding hood is not fitted
23	Bracket—attachment—L/H .....		22	1	AHH5600		
24	Screw—bracket to body .....		23	2	PMZ0416		
25	Screw—bracket to body .....		24	4	CMZ0416		
	<b>SLIDING SIDE-SCREEN</b>						
26	Side-screen assembly—sliding—R/H .....		25	1	AHH5984	For use with hard-top assembly AHH5991 only	
27	Side-screen assembly—sliding—L/H .....			1	AHH5985		
28	Rubber—sealing—R/H .....			1	AKH511		
29	Rubber—sealing—L/H .....			1	AKH512		



A31171



SERVICE PARTS LIST

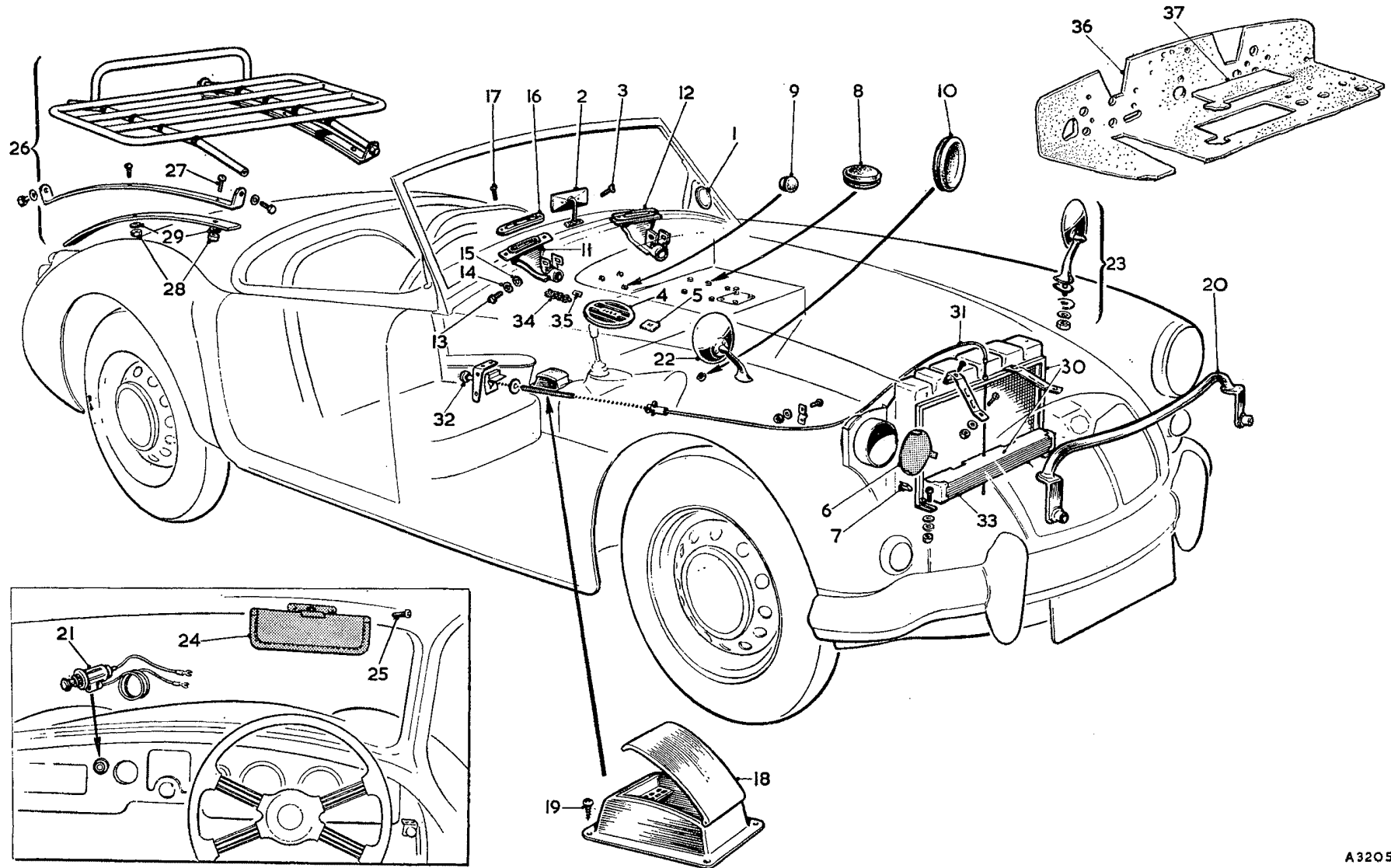
THE MGA 1600

Item No.	DESCRIPTION	Commencing (C) 68851		Quantity	MODIFICATIONS		REMARKS
		Part Number	Illus. No.		New Part Number	Change Point	
<b>FASCIA PANEL</b>							
1	Panel assembly—fascia.....	R.H.D.	ARH57	1		] Fin. (C) 100351	] Tourer
2	Panel assembly—fascia.....	L.H.D.	ARH58	1			
3	Panel assembly—fascia—Red.....	] R.H.D.		1	AFH5822	] Com. (C) 100352	
4	Panel assembly—fascia—Beige.....			1	AFH6842		
5	Panel assembly—fascia—Black.....			1	AFH6844		
6	Panel assembly—fascia—Red.....			1	AFH5823		
7	Panel assembly—fascia—Beige.....	L.H.D.		1	AFH6843		
8	Panel assembly—fascia—Black.....			1	AFH6845		
9	Panel assembly—fascia—Red.....	] R.H.D.	AFH4658	2	1		
10	Panel assembly—fascia—Beige.....			AFH6756	1	1	
11	Panel assembly—fascia—Black.....			AFH5028	1	1	
12	Panel assembly—fascia—Red.....	] L.H.D.	AFH4659	1	1		] Coupé
13	Panel assembly—fascia—Beige.....			AFH6757	1	1	
14	Panel assembly—fascia—Black.....			AFH5629	1	1	
15	Support angle assembly—R/H.....			AFH1712	3	2	
16	Support angle assembly—L/H.....		AFH1713	4	2		
17	Screw—support angle.....		PMZ0308	5	8	PMZ0308	PMZ0308 not available; use PMZ0308
18	Screw—support angle.....		AFH2587	6	3	53K126	AFH2587 not available, use 53K126
19	Washer—spring screw.....		LWZ203	7	11		
20	Washer—plain screw.....		PWZ204	8	3		
21	Washer—plain screw.....		PWZ203	9	8		
22	Piping—fascia panel—Red.....		AFH4841	10	A/R		
23	Piping—fascia panel—Beige.....		AFH6670		A/R		
24	Piping—fascia panel—Blue.....		AFH6669		A/R		
25	Piping—fascia panel—White.....		AFH4844		A/R		
26	Clip—fascia piping.....		ADA833		8		
27	Bezel—radio aperture.....		AHH5255	11	1		
28	Bezel—radio speaker.....		AFH4520	12	1		Com. (C) 100352 (Tourer)
29	Plate—blinking radio aperture.....		ARH59	13	1		
30	Clip—blinking plate to fascia panel.....		AHH5256	14	2		
31	Nut—clip (spire).....		ADB509	15	2		
32	Grille—radio speaker.....		AHH5254	16	1		
33	Plate—blinking radio speaker grille.....		AHH5376	17	1		
34	Nut—blinking plate to panel.....		FNZ103	18	3		
35	Washer—spring—nut.....		LWZ203	19	3		
36	Washer—plain—nut.....		PWZ203	20	3		
37	Motif—'M.G.'.....		AHH5258	21	1		
38	Finisher—fascia panel (lower).....	R.H.D.		23	1	AFH5476	] Com. (C) 100352
39	Finisher—fascia panel (lower).....	L.H.D.		1	1	AFH5477	
40	Finisher—fascia panel (lower).....	R.H.D.	AFH4488	22	1		] Coupé
41	Finisher—fascia panel (lower).....	L.H.D.	AFH4489	1	1		

**SERVICE PARTS LIST**

**THE MGA 1600**

Item No.	DESCRIPTION	Commencing (C) 68851		Quantity	MODIFICATIONS		REMARKS
		Part Number	Illus. No.		New Part Number	Change Point	
	<b>Fascia Panel—continued</b>						
1	Rivet—finisher and radio bezel		24	16	AFH5453	Com. (C) 100852	Tourer Coupé
2	Rivet—finisher and radio bezel			23			
3	Bracket—horn—push	AHH5287	25	1			
4	Insulating piece—horn—push	AHH5257	26	1			
5	<b>Horn—push</b>	2H3383	27	1			
6	Screw—push to bracket	PMZ0210	28	2			
7	Nut—screw	CNZ102	29	2			
8	Washer—spring—screw	LWZ202	30	2			
9	Cover assembly—map light	37H5426	31	1			
10	Screw—map light cover to fascia panel	RMP0810	32	2			
11	Glass—map light	17H5301	33	1			
12	Rubber—map light glass	17H5302	34	1			
13	Nut—screw	FNZ103	35	2			
14	Washer—spring—screw	LWZ203	36	2			
15	Window—flasher warning light (Green)	AJG5046	37	1			
16	Bezel—flasher warning light	AAA3763	38	1			
17	Shade—flasher warning light	AJG5047	39	1			Part No. change; was 184166



A3205

SERVICE PARTS LIST

THE MGA 1600

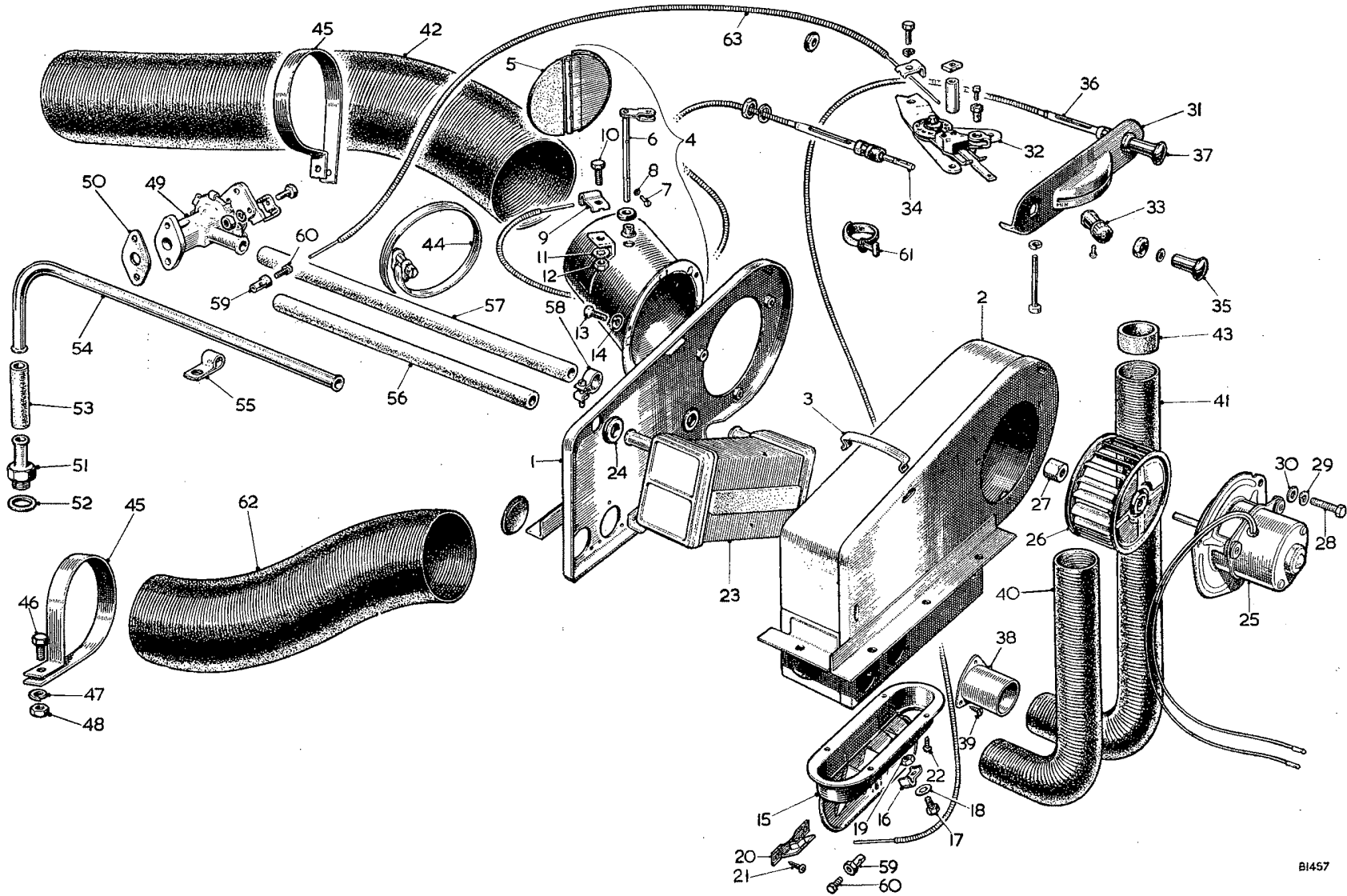
Item No.	DESCRIPTION	Commencing (C) 68851		Quantity	MODIFICATIONS		REMARKS
		Part Number	Illus. No.		New Part Number	Change Point	
	<b>SUNDRIES</b>						
1	Licence holder ..... <b>Tourer</b>	180260	1	1	14A3823		180260 not available; use 14A3823
2	Licence holder ..... <b>Coupé</b>	14A3823	1	1			
3	Mirror—rear view	AHH5198	2	1			
4	Screw - mirror to body	RMP0310	3	2			
5	Ventilator grille—air duct (MGA)	AHH5294	4	2			
6	Push on fix grille	PFS104	5	3			
7	Disc—blanking air tube	AHH5396	6	1			
8	Clip—fixing blanking disc	ADH3809	7	3			
9	Grommet—master cylinders/bulkhead holes	RFR208	8	8			
10	Grommet (1/4" diam.)	RFN204	9	5			Cars less radio
11	Grommet—blanking dip switch hole	JG2541	10	1			
12	Grommet - blanking control box holes	2H8041	2	2			
13	Grommet - blanking dipper switch holes	2H8041	3	3			
14	Nozzle—demister—R/H	AFH1748	11	1			
15	Nozzle—demister L/H	AFH1740	12	1			
16	Screw fixing nozzle	AFH2587	13	4	53K126		AFH2587 not available; use 53K126
17	Washer spring screw	LWZ203	14	4			
18	Washer plain screw	PWZ203	15	4			
19	Finisher demister nozzle	AAA3496	16	2			Part No. change; was 182143
20	Screw finisher	RTP804	17	4			
21	Ashtray (chrome and black enamel)	AHH5539	18	1			
22	Screw fixing ashtray	PFP604	19	4			
23	Bar assembly badge	AHH5565	20	1			
24	Lighter—cigar	AHH5759	21	1	AHH7010		AHH5759 not available; use AHH7010
25	<b>Mirror assembly—wing—R/H</b>	AHH5526	22	1			
26	<b>Mirror assembly—wing—L/H</b>	AHH5527	23	1			Not available; use component parts
27	Mirror head	57H5435		1			
28	<b>Bracket assembly—R/H</b>	57H5443		1			
29	<b>Bracket assembly—L/H</b>	57H5436		1			
30	Nut - mirror fixing	57H5437		1	FNZ105		57H5437 not available; use FNZ105
31	Washer -shakeproof	LWN405		1			Part No. change; was 57H5438
32	Washer—plain	57H5430		1			
33	Pad—rubber base	57H5440		1			
34	<b>Mirror assembly—wing</b>	BHA4066		2			
35	<b>Mirror head assembly—chrome</b>	14A8196		1			
36	Nut—dome—chrome	14A8226		1			
37	<b>Stem assembly—chrome</b>	37H9915		1			
38	Washer—rubber	37H9917		1	14A8225		37H9917 not available; use 14A8225
39	Washer—steel	PWZ205		1			
40	Bolt	HZS0506		1			

Optional extra

SERVICE PARTS LIST

THE MGA 1600

Item No.	DESCRIPTION	Commencing (C) 68851		Quantity	MODIFICATIONS		REMARKS
		Part Number	Illus. No.		New Part Number	Change Point	
	<b>Sundries—continued</b>						
1	<b>Mirror assembly (boomerang type)</b> .....	27H9863		2			Europe
2	<b>Mirror—head assembly</b> .....	37H9947		2			
3	Spring .....	17H8148		1			
4	Glass .....	17H8146		1			
5	Ring—glass retaining .....	17H8147		1			
6	Nut—dome .....	37H9967		2			
7	Washer .....	37H9968		2			
8	Collar—move .....	47H9510		2			
9	<b>Arm assembly</b> .....	37H9946		2			
10	Ferrule (rubber) .....	37H9974		2			
11	Nut .....	37H9970		2			
12	Washer (rubber) .....	37H9971		2			
13	Washer—shakeproof .....	37H9972		2			
14	Washer—plain .....	37H9973		2			
15	Visor—sun .....	AHH5710	24	2	AHE5000	Com. (C) 81582	
	<b>Coupé</b>						
16	Screw—fixing sun visor .....	RTP806	25	4			Optional extra
17	<b>Carrier—luggage with fittings</b> .....	AHH5495	26	1			
18	Screw—luggage carrier to boot lid .....	PMP0514	27	6			
19	Nut—screw .....	LNZ204	28	6			
20	Washer—plain—screw .....	PWZ105	29	6			
21	<b>Blind assembly—radiator</b> .....	AHH5536	30	1			
22	Cable—blind to chain .....	7H9832	31	1			
23	Ball chain with knob .....	7H9833	32	1			
24	Roller and blind .....	7H9834	33	1			
25	Motif '1600'—bonnet .....	AHH5914	34	2			
26	Motif '1600 Mk. II'—bonnet .....			2	AHH6083	Fin. (C) 100351 Com. (C) 100352	
27	Push on fix—motif .....	BHA4082	35	4			
28	Rim—safety—rear view mirror .....	<b>France</b>		1	AHH5982	Com. (C) 79663	Coupé
29	Pad—sound deadener—bulkhead (foam rubber) .....	<b>R.H.D.</b>	36	1			
30	Pad—sound deadener—bulkhead (foam rubber) .....	<b>L.H.D.</b>		1			
31	Pad—heater cover plate (foam rubber) .....	AHH5598	37	1			
32	Plug—sealing—trunk floor .....			6	CFP375	Com. (C) 102737	
33	Button—blanking—ignition switch hole .....	BHA4251		1			For use when steering lock is fitted
34	Button—blanking—starter pull hole .....	BHA4255		1			
35	Grommet—blanking—starter control hole .....	RFR209		1			



B1457

SERVICE PARTS LIST

THE MGA 1600

Item No.	DESCRIPTION	Commencing (C) 68851		Quantity	MODIFICATIONS		REMARKS
		Part Number	Illus. No.		New Part Number	Change Point	
	<b>HEATING AND VENTILATING EQUIPMENT (Optional Extra)</b>						
1	Heater kit	AHH5422		1			
2	Heater unit assembly	AHH5423		1			
3	Cover	7H1998		1			
4	Cover—motor side	17H2400		2			
5	Clip—cover	17H1595		3			
6	Tube assembly—air intake	17H2401		4			
7	Flap—valve	7H1996		5			
8	Spindle	17H1802		6			
9	Screw—flap	AJD1744Z		7			
10	Washer—screw	17H1608		8			
11	Clamp—cable	7H1907		9			
12	Screw—clamp	58K126		10			
13	Washer—shakeproof—screw	LWZ408		11			
14	Nut—screw	FNZ103		12			
15	Screw—air intake tube to heater cover	AJD1012		13			
16	Washer—spring—screw	LWZ303		14			
17	Door assembly—outlet	7H1905		1			Not available; use components
18	Door assembly—outlet	17H2403		15			
19	Clamp—cable	7H1907		16			
20	Screw—clamp	58K126		17			
21	Washer—shakeproof—screw	LWZ408		18			
22	Nut—screw	FNZ103		19			
23	Bracket—cable clamp	27H1190		20			
24	Screw—bracket to door assembly	PJZ602		21			
25	Screw—outlet door to heater	PJZ602		22			
26	Radiator	27H1480		23	17H1590		27H1480 not available; use 17H1590
27	Grommet	7H1993		24			
28	Motor and runner assembly	17H1		1			Not available; use components
29	Motor and mounting plate	7H6836		25			
30	Runner	17H1574		26			
31	Nut—collet	27H602		27			
32	Screw—motor to cover	AJD1012		28			
33	Washer—spring—screw	LWZ303		29			
34	Washer—plain—screw	PWZ103		30			
35	Lever control assembly—less cables	AHH5531		1			
36	Escutcheon—heater control unit	17H518		31			
37	Lever control sub assembly	7H1985		32			
38	Lever and switch assembly	7H1986		1			
39	Knob	7H1980		33	17H490		7H1980 not available; use 17H490
40	Bolt	27H1208		2			
41	Spacer (long) 5/8"	24B682		2			
42	Spacer (short) 1/4"	24B683		2			
43	Control cable and knob assembly—air	AHH5601		34			
44	Knob	17H827		35			
45	Control cable and knob assembly—demist	AHH5602		36			
46	Knob	17H827		37			

SERVICE PARTS LIST

THE MGA 1600

Item No.	DESCRIPTION	Commencing (C) 68851		Quantity	MODIFICATIONS		REMARKS
		Part Number	Illus. No.		New Part Number	Change Point	
	<b>Heater and Ventilating Equipment—continued</b>						
1	Tube—demister .....	14A5754	38	2			Part No. change; was AHH5426
2	Screw—fixing demister tube .....	AHH5591	39	6			
3	Hose—air (14") .....	AHH5427	40	1			
4	Hose—air (25") .....	AHH5428	41	1			
5	Hose—air (31") .....	AHH5430	42	1			
6	Adaptor .....	AHH5429	43	2			
7	Clip .....	14G800	44	1			
8	Clip (large) .....	AHH5714	45	2			
9	Screw—clip .....	PMZ0316	46	2			
10	Washer—spring—screw .....	LWZ203	47	2			
11	Nut—screw .....	FNZ103	48	2			
12	<b>Valve assembly—water</b>	BHA4132	49	1			
13	Gasket—water valve .....	AHH5433	50	1			
14	Screw—water valve .....	HZS0406		1			
15	Screw—water valve .....	HZS0407		1			
16	Union—water .....	AMK8847	51	1			
17	Washer .....	AAA4657	52	1			Part No. change; was 300398
18	Hose—water (2½") .....	AHH5434	53	1			Not available; use 37H537
19	Pipe—return water .....	AHH5435	54	1			
20	Clip .....	PCR0813	55	2			Part No. change; was AHH5436
21	Hose—water (12½") .....	AHH5437	56	1			Not available; use 37H537
22	Hose—water (14") .....	AHH5438	57	1			
23	Hose—water .....	37H537		A/R			Supplied in multiples of feet
24	Clip—hose .....	301140	58	6			
25	Trunnion .....	14G6451	59	4			
26	Screw—trunnion .....	53K155	60	4			
27	Clip—cable .....	AHH5440	61	1			
28	Hose—air .....	AHH5394	62	1			
29	Cable assembly .....	AHH5529	63	1			
30	<b>Cold air kit</b>	AHH5532		1			
31	Case assembly .....	AHH5537		1			
32	Switch and knob .....	AHH5910		1			
33	Trunnion .....	14G6451		1			
34	Hose—air (31") .....	AHH5430		1			
35	Clip .....	14G800		1			
36	Clip—large .....	AHH5714		2			
37	Washer—spring .....	LWZ203		2			
38	Nut .....	FNZ103		2			
39	Hose—air .....	AHH5394		1			
40	Cable and knob assembly—air control .....	AHH5750		1			
41	Bracket—push pull control .....	AHH5911		1			
42	Bracket—switch .....	AHH5912		1			
43	Screw fixing bracket .....	17H1940		4	PTZ603		17H1940 not available; use PTZ603



**SERVICE PARTS LIST**

**THE MGA 1600**

Item No.	DESCRIPTION	Commencing (C) 08851		Quantity	MODIFICATIONS		REMARKS	
		Part Number	Illus. No.		New Part Number	Change Point		
<b>TOOL KIT</b>								
1	Bag—tool	AAA8447		1			Part No. change; was 181756 Part No. change; was 186890	
2	Strap—tool bag	AAA4258		2				
3	Roll—tool	ACG5247		1				
4	Spanner—box— $\frac{7}{16}$ " x $\frac{1}{2}$ " (U.N.F.)	BXS0708		1		] Fin. (C) 93547		
5	Spanner—box— $\frac{9}{16}$ " x $\frac{5}{8}$ " (U.N.F.)	BXS0910		1				
6	Spanner—box— $\frac{11}{16}$ " x $\frac{3}{4}$ " (U.N.F.)	BXS1112		1				
7	Spanner— $\frac{7}{16}$ " x $\frac{1}{2}$ " (U.N.F.)	JEN0708		1				
8	Spanner— $\frac{9}{16}$ " x $\frac{5}{8}$ " (U.N.F.)	JEN0910		1				
9	Spanner— $\frac{11}{16}$ " x $\frac{3}{4}$ " (U.N.F.)	JEN1112		1				
10	Spanner—box—sparking plug	AJD0918		1	1B8995		Com. (C) 93548	
11	Tommy bar	ACA5210		1				
12	Spanner—tappet adjusting (ring type)	ACH5245		1			] Fin. (C) 93547	Part No. change; was ACH5236 Part No. change; was ACH5244 Part No. change; was ACG5288
13	Spanner—cylinder head	ACH5895		1				
14	Gauge—tappet feeler (.015")	97H2724		1				
15	Spanner—adjustable	2H2640		1				
16	Screwdriver (recessed head screw)	ACH5400		1				
17	Screwdriver	ACA5218		1				
18	Pliers	AJJ279		1				
19	Lever—tyre (spoon)	AJJ281		2				
20	Spanner—tyre valve	AMK9958		1				
21	Screwdriver—distributor and gauge	97H2724		1				
22	Key—rear axle drain plug	1G7872		1		Part No. change; was 8H2048		
23	Pump—tyre with connection	BHA4007		1				
24	Grease gun	BHA4070		1	97H2627		BHA4070 not available; use 97H2627	
25	Handle—starting	AHH5080		1		] Com. (C) 93548	AHH5080 not available; use AHH5986 together with AHH5987 Part No. change; was 11B5106 Germany and Switzerland	
26	Jack—lifting	AHH5124		1	AHH5986			
27	Tommy bar—jack			1	AHH5987			
28	Brace—wheel	ACA5217		1	1B8997			
29	Hammer—copper	88G329		1				
30	Spanner—hub cap	AHH5899		1				
<b>SERVICE TOOLS</b>								
REFERENCE MUST BE MADE TO PUBLICATION AKD770								
<b>LITERATURE</b>								
REFERENCE MUST BE MADE TO PUBLICATION AKD858								

